

MEMORANDUM



Summary: Dexter Community Schools SEAB Two-Year Report (June 2025)

This two-year report outlines the evaluation and development efforts of the Sex Education Advisory Board (SEAB) in compliance with Michigan Public Acts 165 and 166, which mandate regular review of HIV/AIDS and sex education programs. The SEAB reviewed curriculum, survey data (MiPHY, student, caregiver), and instructional alignment from grades 4–12.

Key Program Features:

- **Goal:** Equip students with knowledge and skills to build healthy relationships and avoid risky sexual behavior.
- **Objectives:** Include anatomy, contraception, STI/HIV prevention, communication, healthy relationships, and access to resources.
- **Curriculum:** Medically accurate, age-appropriate, and inclusive instruction for grades 4–12, with fully credentialed educators.

Evaluation Highlights:

- Survey data indicated general student understanding and satisfaction but highlighted variation across topics.
- MiPHY data showed low overall risk behaviors among students but some concern around access to accurate information sources (e.g., reliance on social media).

SEAB Priorities for Improvement:

- Introduce reproductive anatomy earlier.
- Increase caregiver and community engagement.
- Emphasize consent, safety, and media literacy.
- Provide a plan that provides more distinct lessons (easier to opt-out) on sexual orientation and gender identity in curriculum.
- Ensure continuity across grades and access to resources.

Next Steps:

- SEAB reviewed and refined the proposed updates and will recommend curriculum changes to the Board in Summer 2025.

**Dexter Community Schools
Two-Year Report on Achievement of Goals and Objectives
HIV/AIDS and Sex Education
June 2025**

Background Information

In June of 2004, the Michigan state legislators passed Public Acts 165 and 166 which modified Michigan laws related to sex education in public schools. Public Acts 165 and 166 outline the planning, training, and implementation mandates for HIV/AIDS and sex education (PA 165 of 2004) and a parent complaint process (PA 166 of 2004).

These acts stipulate the make-up of each district's Sex Education Advisory Board (SEAB) as well as their roles and responsibilities. Part of the role of the SEAB is to:

- *Establish program goals and objectives for pupil knowledge and skills that are likely to reduce the rates of sex, pregnancy, and sexually transmitted diseases; and*
- *At least once every 2 years, evaluate, measure, and report the attainment of program goals and objectives established under subdivision (a). The board of a school district shall make the resulting report available to parents in the school district. MCL 380.1507*

Approved Goals, Objectives, and Curricula

The Dexter Community Schools (DCS) Sex Education Advisory Board (SEAB) has recommended the following goals and objectives for the K-12 program of instruction in HIV/AIDS, reproductive health, and sex education. The goals and objectives are aligned with state laws, the State Board of Education *Policy to Promote Health and Prevent Disease and Pregnancy (2003)*, and the *Grade Level Content Expectations as well as the Michigan Merit Curriculum Credit Guidelines for Health Education*, adopted by the Michigan Board of Education (2007).

Program Philosophy:

DCS offers a comprehensive sex education and HIV/STI prevention curriculum that is medically accurate and age and developmentally appropriate for all students in grades 4-12. The curriculum is designed to recognize and represent the diversity of our students and community and tries to be inclusive of everyone.

Goal: To equip students with the knowledge and skills to develop healthy relationships and to avoid sexual behaviors that put them at risk for HIV, STIs, and unintended pregnancy.

Objectives:

- 1) Describe human reproductive anatomy and physiology, including;
 - a) The anatomic, physiologic, and emotional changes associated with puberty
 - b) The anatomy and physiology of ovulation and conception
- 2) Describe how to prevent pregnancy
 - a) Recognize that abstinence is the only 100% effective method to prevent pregnancy.
 - b) Discuss the risks and benefits of various contraceptive methods with respect to pregnancy prevention
 - c) Discuss contraceptive effectiveness with recommended use compared to actual use.
- 3) Describe how to prevent or limit exposure to STIs and HIV/AIDS:
 - a) Discuss how STIs are transmitted, including but not limited to skin to skin contact, blood or other body fluid exposure, and other sexual practices.
 - b) Analyze practices that prevent or limit exposure to STIs and HIV/AIDS, including but not limited to abstinence, mutual monogamy, and physical barrier contraceptive methods.
- 4) Demonstrate key factors associated with effective communication between individuals in a relationship.
- 5) Discuss personal skills that ensure safe, healthy dating relationships
- 6) List resources for mental health and medical care available in the community.

Approved Curricula

The DCS SEAB has reviewed and recommended, and the DCS Board of Education will take action to approve/or disapprove, the following curricula for implementation in grades 4-12. Each DCS teacher responsible for implementing the sex education program has the certifications, endorsements, and professional development required to teach HIV prevention and health, and the recommended training for the approved curricula.

DCS Proposed Curriculum - Summer 2025

Each DCS teacher responsible for implementing the sex education program in DCS is fully certified and credentialed to teach the curriculum they are responsible for teaching.

Preparation for Program Evaluation

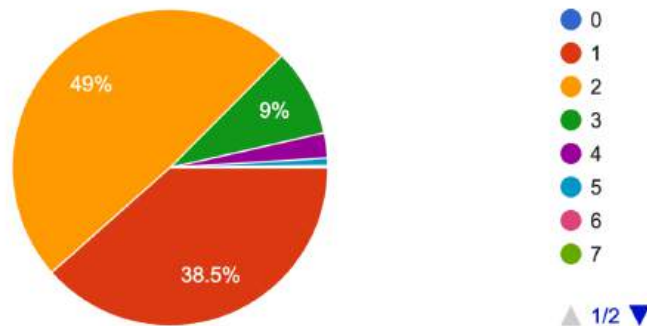
On March 20, 2024, the district's SEAB met and approved a recommendation to evaluate our program with survey data including MiPHY, student and community survey data to guide our curricular review process.

Evaluation, Measurement, and Attainment of Program Goals and Objectives

A summary of the data collected is as follows:

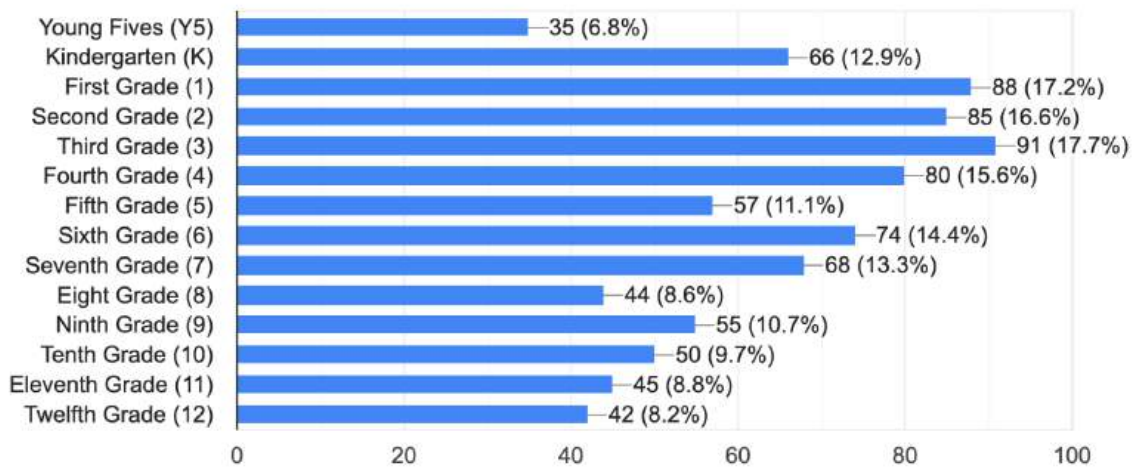
Number of students you have enrolled in the Dexter Community Schools:

512 responses



Grades of your students currently enrolled in the Dexter Community Schools:

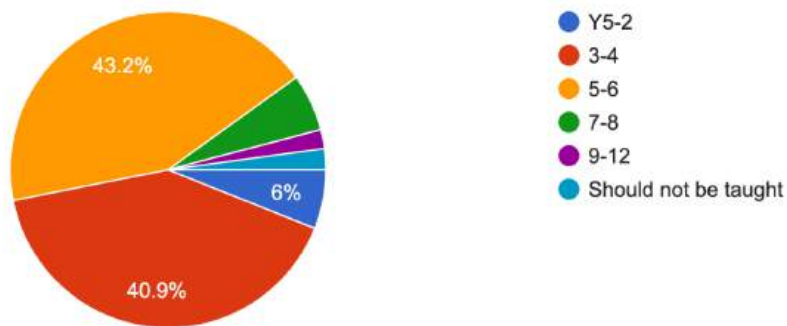
513 responses



At what **grade level** should each of the following possible sex education/reproductive health topics **first** be taught?

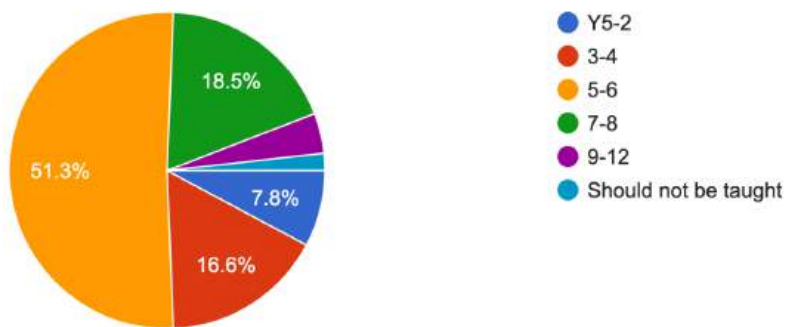
Puberty and Adolescence: Teaches students about the physical, emotional, and social changes of puberty and adolescence.

514 responses



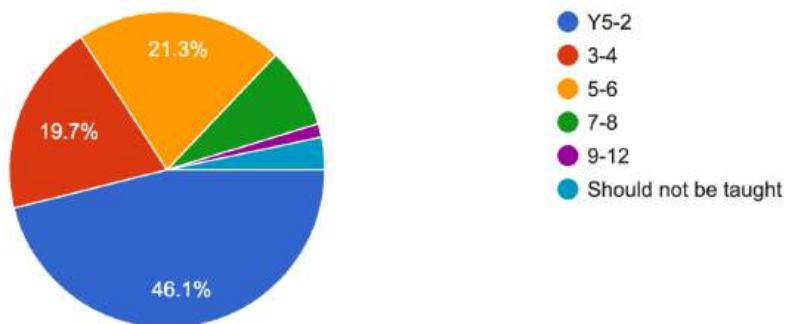
Reproductive Anatomy: Describes male and female reproductive anatomy and function.

513 responses



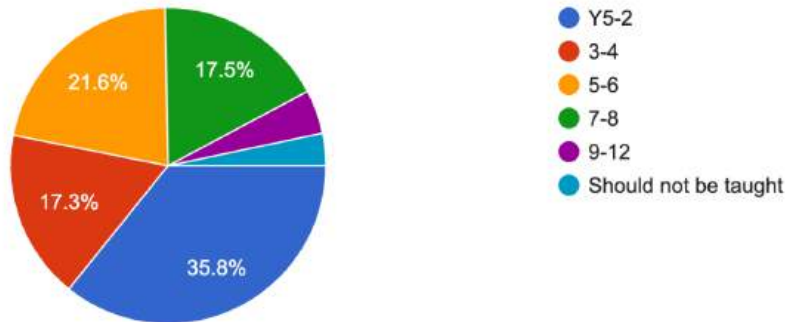
Positive Communication with Family: Encourages and equips students to talk with their parents and/or other trusted adults about values, relationships, setting boundaries, and communicating limits.

512 responses



Healthy Relationships: Identifies characteristics of healthy and unhealthy relationships. Teaches skills for initiating, enhancing and ending relations...zes the importance of treating people with respect.

514 responses



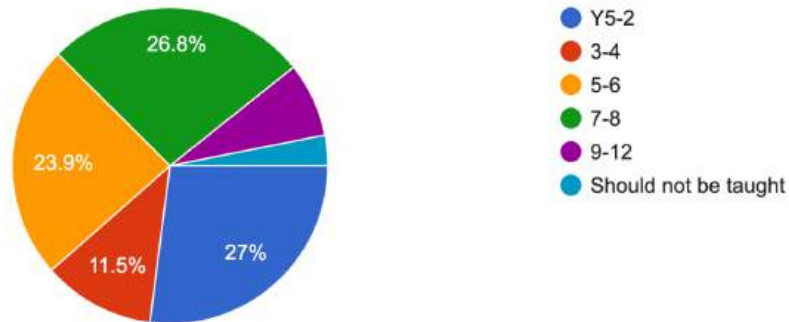
Child Sexual Abuse: Teaches personal safety concepts, such as good touch-bad touch, stranger danger and identifying trusted adults who can help.

513 responses



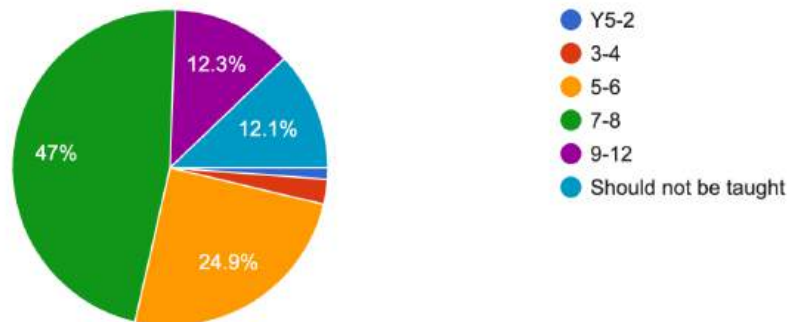
Consent: Explains the concepts included in consent, its importance in healthy relationships, and potential consequences of acting without consent. ...eeded to ask for consent and respect the answer.

514 responses



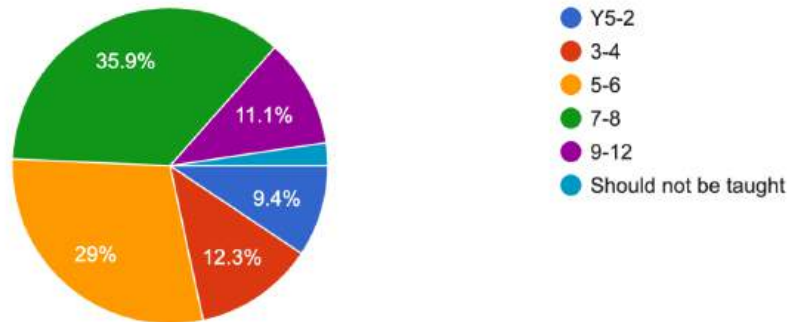
Sexual Abstinence: Discusses benefits of postponing sex, ceasing sexual activity, and expressing affection without sex. Teaches skills to set personal boundaries, communicate and respect limits.

511 responses



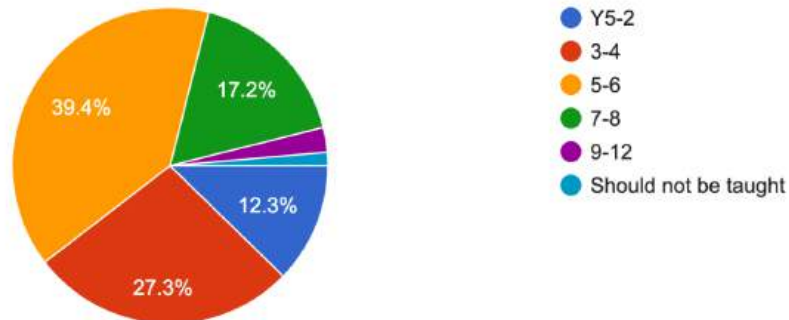
Skills to Avoid Risky Situations: Teaches respecting boundaries, personal and bystander skills for avoiding, identifying, interrupting, and leaving unco... is never the fault of the person who is victimized.

513 responses



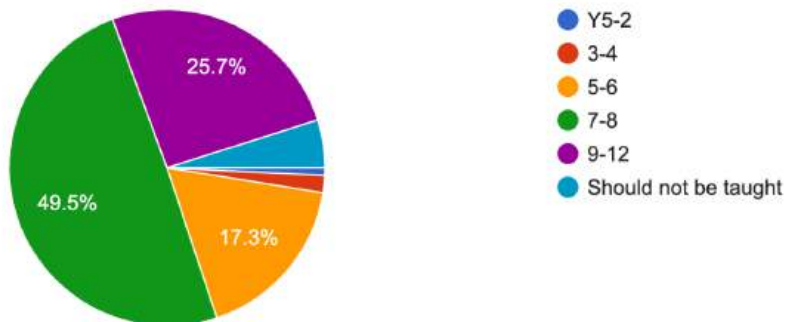
Technology and Social Media: Analyzes the potentially positive and negative impacts of technology and social media on relationships. Builds skills for...d accessing reliable sources of information online.

513 responses



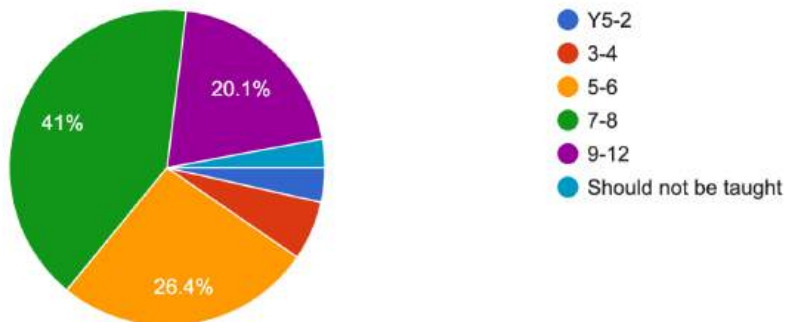
Legal Consequences of Underage Sex: Explains the legal consequences of underage sexual activity.

513 responses



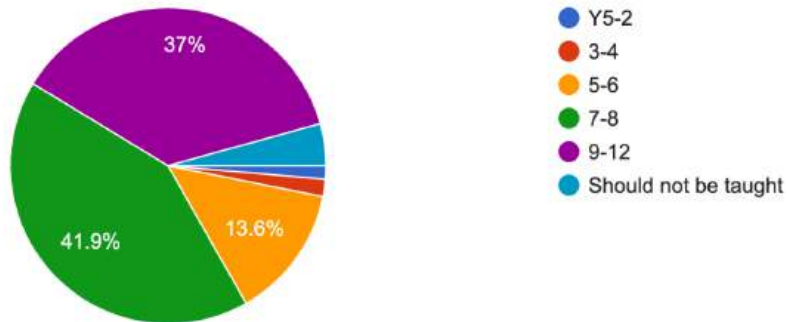
Pregnancy and Childbirth: Explains how pregnancy occurs, healthy prenatal practices and care, and the process of childbirth.

512 responses



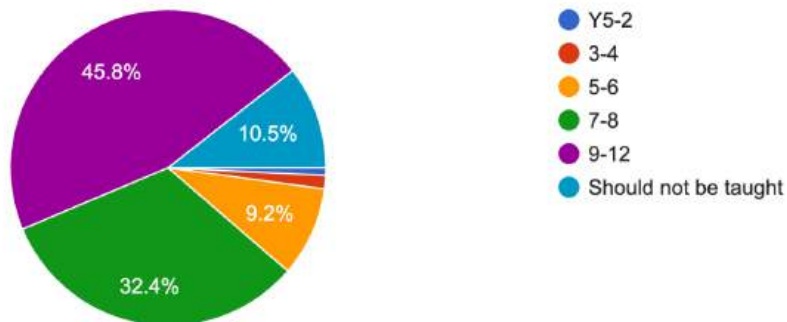
Parenting Responsibilities: Explores the economic, physical, emotional, social, and legal responsibilities of becoming a parent and potential impacts on plans and goals.

513 responses



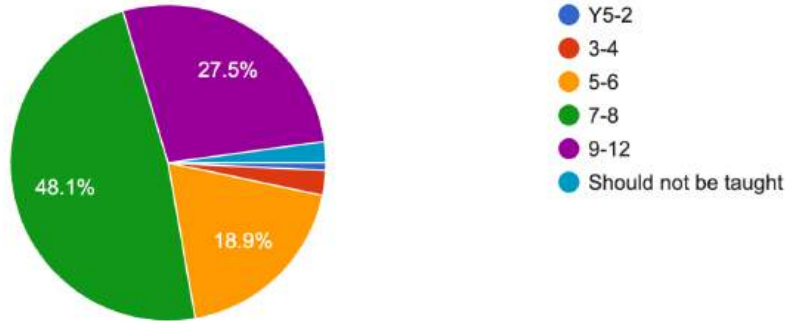
Adoption and Safe Delivery: Provides information on adoption services and the Safe Delivery of Newborns law.

513 responses



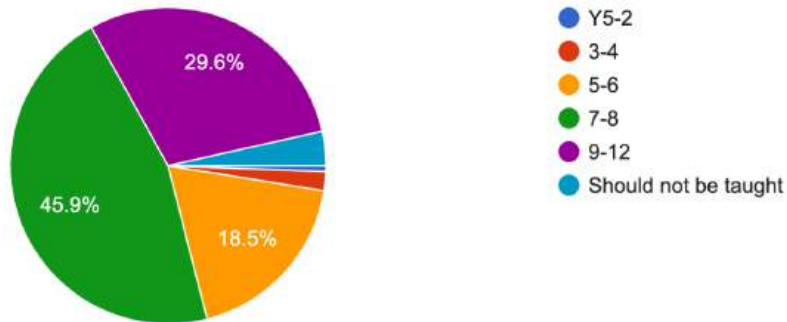
Human Immunodeficiency Virus (HIV) and Other Sexually Transmitted Infections (STIs): Includes information about the prevention, transmission, sy...herpes, human papillomavirus (HPV), and syphilis.

513 responses



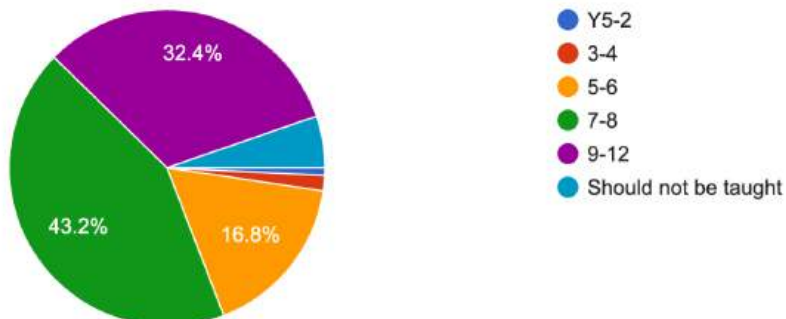
Risk Reduction for STIs: Provides information about the best methods to reduce risks for HIV and other sexually transmitted infections.

514 responses



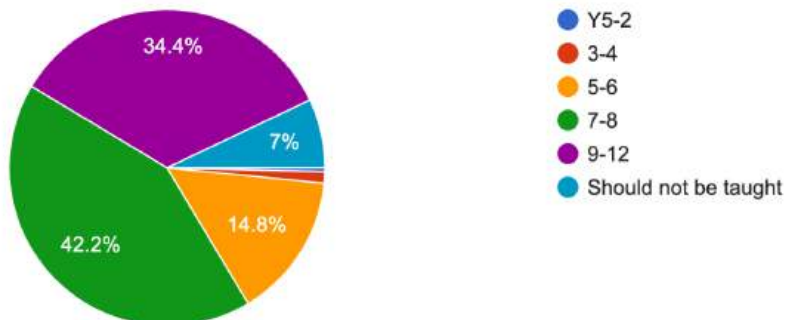
Contraception: Provides information about methods to prevent pregnancy, such as abstinence, condoms, birth control pills, the birth control shot, ...ruterine devices (IUD), and birth control implants.

512 responses

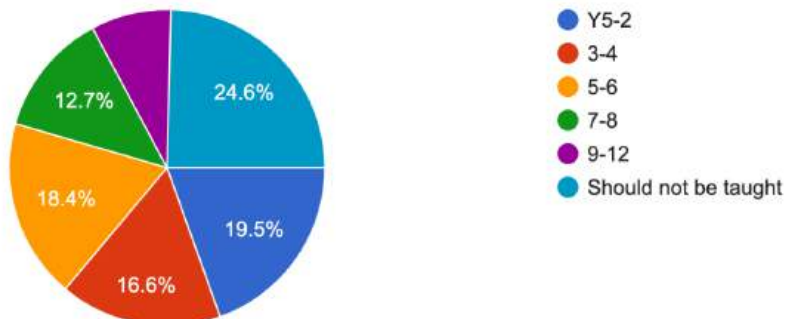


Health Care Services: Explains where and how to access sexual health services, such as health exams; contraception; testing and care for pregnanc...on, testing, and treatment for STIs including HIV.

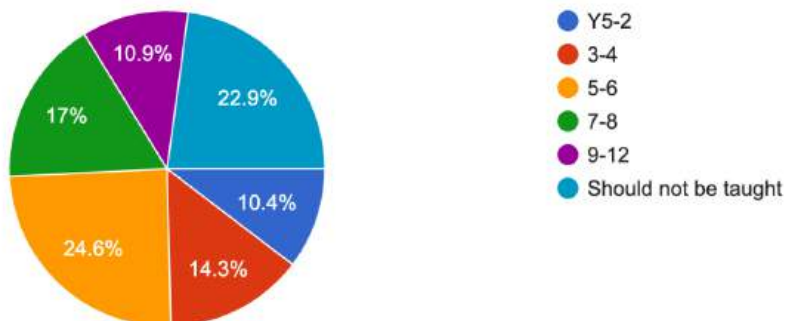
512 responses



Gender: Explains dimensions of gender including one's body, identity, and expression. Discusses the influence of gender stereotypes on all students. Em...ss of their gender identity and gender expression.
512 responses

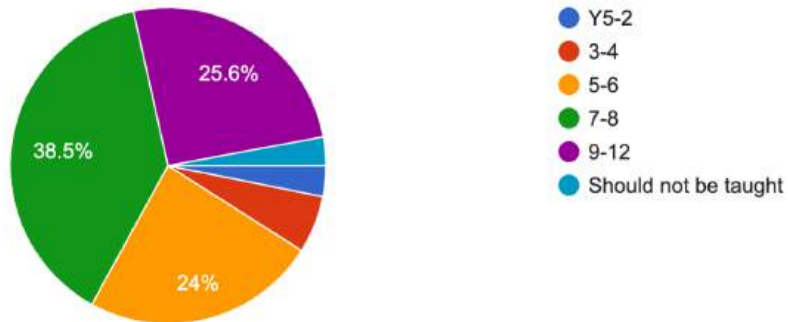


Sexual Orientation: Explains dimensions of sexual orientation and distinguishes it from gender identity and gender expression. Emphasizes the impo...h respect regardless of their sexual orientation.
512 responses



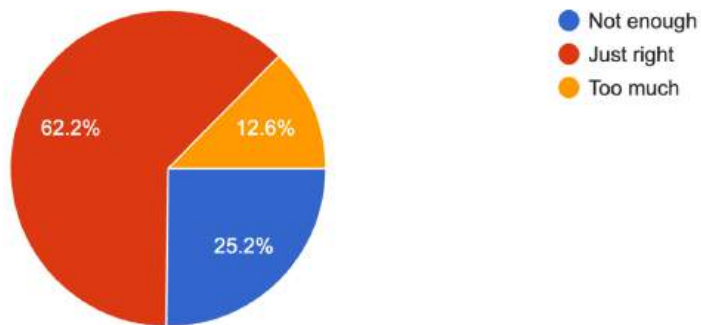
Harassment and Sexual Assault: Provides information about Michigan law, how to stop sexual violence, and available resources and help.

512 responses



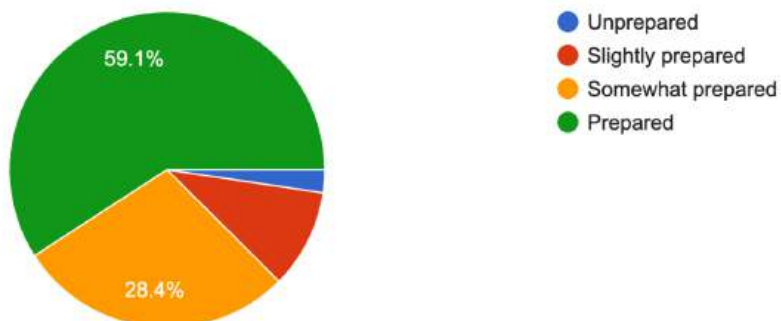
The time and attention dedicated to sex education in DCS is:

429 responses



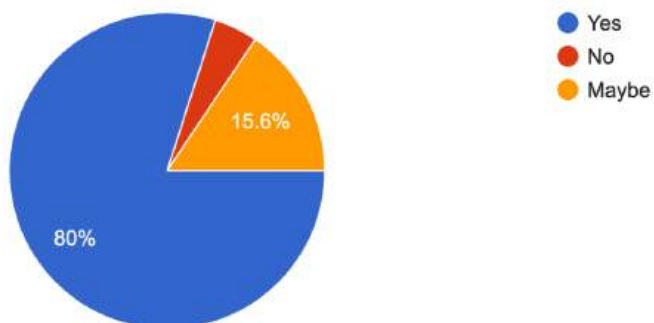
As a caregiver, how prepared do you feel to have conversations about sex education with your student(s)?

514 responses



Do you have access to resources to support conversations about sex education with your student(s)?

514 responses



	Reproductive Anatomy				
	(A) Unsure	(B) Not at all	(C) Somewhat	(D) Very Much	(E) Completely
7	14.83%	4.31%	12.92%	48.33%	19.62%
8	13.94%	3.85%	11.54%	51.92%	18.75%
9	13.46%	4.81%	20.19%	46.15%	15.38%
10	11.26%	2.65%	23.84%	44.37%	17.88%
11	9.33%	8.00%	25.33%	40.00%	17.33%
12	2.80%	8.41%	28.04%	45.79%	14.95%
Grand Total	11.63%	5.06%	18.95%	46.61%	17.76%

	Puberty				
	(A) Unsure	(B) Not at all	(C) Somewhat	(D) Very Much	(E) Completely
7	6.70%	2.87%	6.70%	47.85%	35.89%
8	8.17%	3.37%	10.58%	44.71%	33.17%
9	6.73%	4.81%	10.58%	49.04%	28.85%
10	7.95%	5.96%	11.92%	41.72%	32.45%
11	2.00%	6.67%	17.33%	46.67%	27.33%
12	5.61%	7.48%	21.50%	39.25%	26.17%
Grand Total	6.35%	4.84%	12.27%	45.10%	31.43%

	How to have healthy friendships				
	(A) Unsure	(B) Not at all	(C) Somewhat	(D) Very Much	(E) Completely
7	11.48%	6.70%	11.00%	44.98%	25.84%
8	12.02%	9.13%	10.58%	39.42%	28.85%
9	11.54%	9.62%	15.38%	35.58%	27.88%
10	13.91%	12.58%	12.58%	33.11%	27.81%
11	8.67%	15.33%	25.33%	28.00%	22.67%
12	17.76%	20.56%	27.10%	17.76%	16.82%
Grand Total	12.27%	11.52%	15.82%	34.88%	25.51%

	How to have healthy dating relationships				
	(A) Unsure	(B) Not at all	(C) Somewhat	(D) Very Much	(E) Completely
7	10.05%	14.83%	15.79%	40.67%	18.66%
8	13.94%	13.46%	15.87%	36.54%	20.19%
9	13.46%	17.31%	16.35%	36.54%	16.35%
10	14.57%	15.89%	16.56%	29.14%	23.84%
11	6.67%	21.33%	32.00%	23.33%	16.67%
12	15.89%	25.23%	28.97%	15.89%	14.02%
Grand Total	12.16%	17.22%	20.13%	31.75%	18.73%

	How to have healthy sexual relationships				
	(A) Unsure	(B) Not at all	(C) Somewhat	(D) Very Much	(E) Completely
7	12.92%	9.09%	16.27%	37.32%	24.40%
8	17.79%	14.90%	12.98%	35.10%	19.23%
9	18.27%	18.27%	19.23%	34.62%	9.62%
10	12.58%	11.92%	21.19%	31.13%	23.18%
11	8.67%	18.00%	28.00%	28.00%	17.33%
12	9.35%	22.43%	28.97%	24.30%	14.95%
Grand Total	13.46%	14.85%	20.02%	32.51%	19.16%

	Body Safety				
	(A) Unsure	(B) Not at all	(C) Somewhat	(D) Very Much	(E) Completely

7	10.53%	3.35%	6.70%	47.37%	32.06%
8	10.58%	9.13%	8.17%	37.02%	35.10%
9	13.46%	9.62%	5.77%	49.04%	22.12%
10	14.57%	7.28%	15.23%	34.44%	28.48%
11	9.33%	10.67%	23.33%	32.00%	24.67%
12	14.02%	9.35%	25.23%	31.78%	19.63%
Grand Total	11.73%	7.86%	13.13%	38.86%	28.42%

Identify Trusted Adults						
	(A) Unsure	(B) Not at all	(C) Somewhat	(D) Very Much	(E) Completely	
7	9.09%	4.78%	4.78%	39.23%	42.11%	
8	10.10%	8.17%	6.25%	31.73%	43.75%	
9	11.54%	8.65%	5.77%	35.58%	38.46%	
10	6.62%	6.62%	12.58%	35.10%	39.07%	
11	6.67%	8.00%	18.00%	29.33%	38.00%	
12	12.15%	11.21%	12.15%	35.51%	28.97%	
Grand Total	9.15%	7.53%	9.47%	34.45%	39.40%	

The benefits of abstinence (not having sex)						
	(A) Unsure	(B) Not at all	(C) Somewhat	(D) Very Much	(E) Completely	
7	11.48%	6.70%	8.61%	37.80%	35.41%	
8	11.54%	8.65%	12.98%	32.21%	34.62%	
9	16.35%	9.62%	16.35%	34.62%	23.08%	
10	18.54%	11.92%	13.91%	21.85%	33.77%	
11	10.67%	15.33%	18.00%	28.67%	27.33%	
12	11.21%	13.08%	19.63%	25.23%	30.84%	
Grand Total	13.02%	10.44%	14.10%	30.68%	31.75%	

HIV/STIs						
	(A) Unsure	(B) Not at all	(C) Somewhat	(D) Very Much	(E) Completely	
7	10.05%	3.83%	1.44%	47.37%	37.32%	
8	6.73%	4.81%	7.21%	43.27%	37.98%	
9	8.65%	2.88%	13.46%	49.04%	25.96%	
10	12.58%	3.31%	7.28%	42.38%	34.44%	
11	3.33%	6.67%	19.33%	40.67%	30.00%	
12	5.61%	5.61%	20.56%	43.93%	24.30%	
Grand Total	7.97%	4.52%	10.12%	44.35%	33.05%	

Avoiding HIV/STIs						
	(A) Unsure	(B) Not at all	(C) Somewhat	(D) Very Much	(E) Completely	
7	10.05%	6.22%	1.91%	42.11%	39.71%	
8	7.69%	4.33%	7.69%	37.98%	42.31%	
9	12.50%	3.85%	12.50%	42.31%	28.85%	
10	11.92%	1.99%	8.61%	41.72%	35.76%	
11	6.00%	7.33%	17.33%	38.00%	31.33%	
12	6.54%	7.48%	16.82%	40.19%	28.97%	
Grand Total	9.04%	5.17%	9.69%	40.26%	35.84%	

Pregnancy and Childbirth						
	(A) Unsure	(B) Not at all	(C) Somewhat	(D) Very Much	(E) Completely	
7	13.88%	8.13%	15.31%	37.32%	25.36%	
8	14.42%	14.42%	15.38%	36.54%	19.23%	
9	11.54%	12.50%	25.00%	32.69%	18.27%	
10	20.53%	15.23%	23.18%	22.52%	18.54%	

11	8.00%	16.00%	25.33%	30.00%	20.67%
12	11.21%	21.50%	27.10%	27.10%	13.08%
Grand Total	13.56%	13.99%	20.67%	31.86%	19.91%

Parenting responsibilities					
	(A) Unsure	(B) Not at all	(C) Somewhat	(D) Very Much	(E) Completely
7	17.70%	21.53%	18.66%	25.36%	16.75%
8	14.42%	25.48%	20.67%	24.52%	14.90%
9	15.38%	27.88%	22.12%	21.15%	13.46%
10	15.89%	23.18%	20.53%	21.85%	18.54%
11	10.00%	29.33%	28.00%	18.00%	14.67%
12	11.21%	42.06%	20.56%	16.82%	9.35%
Grand Total	14.42%	27.02%	21.53%	21.96%	15.07%

Contraception/avoiding pregnancy					
	(A) Unsure	(B) Not at all	(C) Somewhat	(D) Very Much	(E) Completely
7	16.75%	8.61%	11.96%	40.67%	22.01%
8	12.98%	6.25%	13.94%	38.46%	28.37%
9	14.42%	8.65%	22.12%	33.65%	21.15%
10	17.22%	7.28%	14.57%	37.09%	23.84%
11	8.67%	10.67%	29.33%	28.67%	22.67%
12	13.08%	7.48%	20.56%	32.71%	26.17%
Grand Total	13.99%	8.07%	17.76%	35.95%	24.22%

Sexual Orientation/Identity					
	(A) Unsure	(B) Not at all	(C) Somewhat	(D) Very Much	(E) Completely
7	21.05%	13.88%	16.75%	29.67%	18.66%
8	18.75%	17.31%	14.90%	30.77%	18.27%
9	23.08%	23.08%	16.35%	23.08%	14.42%
10	17.22%	34.44%	20.53%	12.58%	15.23%
11	14.67%	36.00%	22.00%	13.33%	14.00%
12	9.35%	43.93%	24.30%	10.28%	12.15%
Grand Total	17.76%	26.05%	18.62%	21.53%	16.04%

Gender identity					
	(A) Unsure	(B) Not at all	(C) Somewhat	(D) Very Much	(E) Completely
7	17.22%	17.70%	11.48%	30.62%	22.97%
8	13.46%	23.56%	13.46%	27.40%	22.12%
9	16.35%	28.85%	13.46%	25.00%	16.35%
10	16.56%	34.44%	19.21%	13.91%	15.89%
11	16.00%	38.67%	20.00%	13.33%	12.00%
12	9.35%	46.73%	19.63%	11.21%	13.08%
Grand Total	15.07%	29.71%	15.72%	21.53%	17.98%

Sexual Assault					
	(A) Unsure	(B) Not at all	(C) Somewhat	(D) Very Much	(E) Completely
7	20.57%	15.79%	12.92%	29.67%	21.05%
8	18.75%	15.87%	18.27%	27.40%	19.71%
9	19.23%	15.38%	25.96%	25.00%	14.42%
10	16.56%	19.87%	21.19%	27.15%	15.23%
11	11.33%	21.33%	25.33%	24.00%	18.00%
12	9.35%	35.51%	19.63%	19.63%	15.89%
Grand Total	16.58%	19.59%	19.70%	26.16%	17.98%

		Consent in relationships				
		(A) Unsure	(B) Not at all	(C) Somewhat	(D) Very Much	(E) Completely
7		16.75%	7.18%	11.96%	36.84%	27.27%
8		15.38%	7.69%	11.06%	37.98%	27.88%
9		8.65%	10.58%	11.54%	44.23%	25.00%
10		15.23%	5.96%	13.25%	29.80%	35.76%
11		7.33%	10.00%	21.33%	36.00%	25.33%
12		12.15%	16.82%	27.10%	19.63%	24.30%
Grand Total		13.24%	9.04%	15.18%	34.66%	27.88%

		Skills to navigate risky situations				
		(A) Unsure	(B) Not at all	(C) Somewhat	(D) Very Much	(E) Completely
7		11.00%	9.09%	9.57%	42.11%	28.23%
8		12.50%	9.62%	12.98%	39.42%	25.48%
9		25.00%	10.58%	15.38%	32.69%	16.35%
10		17.88%	18.54%	14.57%	21.85%	27.15%
11		14.67%	16.00%	25.33%	26.67%	17.33%
12		11.21%	25.23%	27.10%	20.56%	15.89%
Grand Total		14.64%	13.89%	16.36%	32.19%	22.93%

		The knowledge to make safe and smart decisions when it comes to sexual relationships				
		(A) Unsure	(B) Not at all	(C) Somewhat	(D) Very Much	(E) Completely
7		12.44%	5.26%	10.53%	37.80%	33.97%
8		15.38%	6.73%	9.13%	37.50%	31.25%
9		16.35%	9.62%	11.54%	45.19%	17.31%
10		15.89%	11.26%	12.58%	31.13%	29.14%
11		10.67%	10.00%	25.33%	34.67%	19.33%
12		13.08%	22.43%	25.23%	22.43%	16.82%
Grand Total		13.89%	9.80%	14.75%	35.20%	26.37%

		Do you have a trusted adult you can talk to about sex/relationships?	
		No	Yes
7		6.70%	93.30%
8		10.58%	89.42%
9		6.73%	93.27%
10		6.62%	93.38%
11		7.33%	92.67%
12		11.21%	88.79%
Grand Total		8.18%	91.82%

		Finish this statement: I feel the time and attention dedicated to sex education in DCS is...		
		(A) Too Much	(B) Just Right	(C) Not Enough
7		14.35%	79.90%	5.74%
8		8.17%	70.67%	21.15%
9		7.69%	59.62%	32.69%
10		6.62%	62.91%	30.46%
11		6.67%	53.33%	40.00%
12		2.80%	36.45%	60.75%
Grand Total		8.40%	63.51%	28.09%

		I learned the most about sex education in DCS in the following grade				
		10th	11th	12th	4th	5th

7			0.48%	2.39%	9.09%
8			0.48%		4.81%
9				3.85%	12.50%
10	5.30%			0.66%	22.52%
11	12.00%	2.67%		4.67%	14.00%
12	7.48%	5.61%	0.93%	4.67%	14.02%
Grand Total	3.66%	1.08%	0.32%	2.37%	12.06%

<i>Regarding the previous question about the grade you learned the most in DCS, sex education was</i>				
	(A) Too Soon	(B) Just Right	(C) Too Late	
7	10.53%	83.73%	5.74%	
8	11.06%	81.25%	7.69%	
9	10.58%	84.62%	4.81%	
10	18.54%	70.86%	10.60%	
11	17.33%	72.00%	10.67%	
12	17.76%	64.49%	17.76%	
Grand Total	13.89%	77.07%	9.04%	

<i>Which of the following resources do you use to get information about sex and sexuality [Sex Education Class]</i>						
	(A) Never	(B) Almost Never	(C) Sometimes	(D) Often	(E) Always	
7	7.18%	2.39%	25.36%	37.80%	27.27%	
8	10.10%	9.13%	27.88%	31.25%	21.63%	
9	14.42%	14.42%	31.73%	25.96%	13.46%	
10	18.54%	18.54%	34.44%	20.53%	7.95%	
11	24.00%	21.33%	28.67%	22.67%	3.33%	
12	23.36%	33.64%	32.71%	5.61%	4.67%	
Grand Total	15.07%	14.53%	29.49%	26.05%	14.85%	

<i>Which of the following resources do you use to get information about sex and sexuality [Parents]</i>						
	(A) Never	(B) Almost Never	(C) Sometimes	(D) Often	(E) Always	
7	15.31%	21.53%	29.67%	18.18%	15.31%	
8	10.10%	23.08%	32.21%	21.63%	12.98%	
9	13.46%	22.12%	26.92%	24.04%	13.46%	
10	12.58%	21.85%	29.80%	27.15%	8.61%	
11	16.00%	18.67%	34.00%	21.33%	10.00%	
12	21.50%	26.17%	26.17%	18.69%	7.48%	
Grand Total	14.32%	22.07%	30.25%	21.64%	11.73%	

<i>Which of the following resources do you use to get information about sex and sexuality [Teachers]</i>						
	(A) Never	(B) Almost Never	(C) Sometimes	(D) Often	(E) Always	
7	58.85%	22.01%	13.40%	2.87%	2.87%	
8	57.21%	27.88%	12.98%	1.44%	0.48%	
9	57.69%	27.88%	7.69%	4.81%	1.92%	
10	72.85%	15.23%	9.27%	1.99%	0.66%	
11	64.67%	24.67%	7.33%	2.67%	0.67%	
12	73.83%	16.82%	4.67%	1.87%	2.80%	
Grand Total	63.29%	22.71%	10.01%	2.48%	1.51%	

<i>Which of the following resources do you use to get information about sex and sexuality [Other Trusted Adults]</i>						
	(A) Never	(B) Almost Never	(C) Sometimes	(D) Often	(E) Always	
7	40.67%	25.84%	23.92%	6.70%	2.87%	

8	41.83%	30.77%	16.83%	8.65%	1.92%
9	39.42%	29.81%	20.19%	8.65%	1.92%
10	47.02%	24.50%	20.53%	5.96%	1.99%
11	50.67%	20.00%	19.33%	8.00%	2.00%
12	46.73%	18.69%	26.17%	4.67%	3.74%
Grand Total	44.13%	25.40%	20.88%	7.21%	2.37%

<i>Which of the following resources do you use to get information about sex and sexuality [Textbooks]</i>					
	(A) Never	(B) Almost Never	(C) Sometimes	(D) Often	(E) Always
7	63.64%	20.57%	12.44%	2.39%	0.96%
8	66.35%	18.27%	11.06%	3.85%	0.48%
9	75.96%	16.35%	2.88%	3.85%	0.96%
10	73.51%	11.92%	9.27%	3.31%	1.99%
11	66.67%	16.00%	12.00%	4.67%	0.67%
12	70.09%	18.69%	5.61%	2.80%	2.80%
Grand Total	68.46%	17.22%	9.69%	3.44%	1.18%

<i>Which of the following resources do you use to get information about sex and sexuality [Social Media]</i>					
	(A) Never	(B) Almost Never	(C) Sometimes	(D) Often	(E) Always
7	59.33%	20.10%	11.48%	5.74%	3.35%
8	48.56%	18.75%	18.75%	9.13%	4.81%
9	38.46%	19.23%	22.12%	17.31%	2.88%
10	37.75%	16.56%	24.50%	12.58%	8.61%
11	32.67%	12.00%	28.00%	14.00%	13.33%
12	15.89%	18.69%	31.78%	22.43%	11.21%
Grand Total	41.77%	17.65%	21.42%	12.16%	7.00%

<i>Which of the following resources do you use to get information about sex and sexuality [Reliable Online Resources]</i>					
	(A) Never	(B) Almost Never	(C) Sometimes	(D) Often	(E) Always
7	48.33%	16.75%	20.10%	11.00%	3.83%
8	46.15%	22.60%	19.71%	8.17%	3.37%
9	45.19%	18.27%	11.54%	20.19%	4.81%
10	37.75%	21.19%	17.88%	13.25%	9.93%
11	28.00%	16.67%	24.00%	18.00%	13.33%
12	14.95%	12.15%	24.30%	32.71%	15.89%
Grand Total	38.64%	18.41%	19.81%	15.39%	7.75%

<i>Which of the following resources do you use to get information about sex and sexuality [Graphic/Explicit Websites]</i>					
	(A) Never	(B) Almost Never	(C) Sometimes	(D) Often	(E) Always
7	81.34%	11.00%	4.31%	1.44%	1.91%
8	79.33%	7.69%	8.65%	1.44%	2.88%
9	75.96%	11.54%	8.65%	0.96%	2.88%
10	74.17%	8.61%	8.61%	2.65%	5.96%
11	64.67%	12.67%	12.00%	6.00%	4.67%
12	57.94%	16.82%	10.28%	7.48%	7.48%
Grand Total	73.74%	10.87%	8.40%	3.01%	3.98%

Dexter High School

Sexual Behavior: High School

% = unweighted percentage of reported response. (n) = number of students with reported response.

	N/A YRBS ¹	Building ²	Grade		Gender		Race/Ethnicity						Academics	
			9	11	M	F	Black	White	Hispanic/ Latino	American Indian	Asian	Arab/ Chaldean	As/Bs	Ds/Fs
Sexual Behavior														
Percentage of students who ever had sexual intercourse	N/A	10.3% (31)	5.3% (10)	18.8% (21)	12.7% (20)	7.8% (11)	-	8.3% (21)	28.6% (4)	-	-	-	8.7% (23)	-
Percentage of students who had sexual intercourse for the first time before age 13 years	N/A	0.3% (1)	0.5% (1)	0.0% (0)	0.6% (1)	0.0% (0)	-	0.4% (1)	0.0% (0)	-	-	-	0.4% (1)	-
Percentage of students who had sexual intercourse with four or more people during their life	N/A	2.0% (6)	1.1% (2)	3.6% (4)	2.5% (4)	1.4% (2)	-	1.2% (3)	14.3% (2)	-	-	-	2.3% (6)	-
Percentage of students who had sexual intercourse with one or more people during the past 3 months	N/A	6.7% (20)	2.1% (4)	14.4% (16)	9.6% (15)	3.5% (5)	-	5.2% (13)	21.4% (3)	-	-	-	6.1% (16)	-
Among students who had sexual intercourse during the past three months, the percentage who drank alcohol or used drugs before last sexual intercourse	N/A	25.0% (5)	-	31.3% (5)	20.0% (3)	-	-	30.8% (4)	-	-	-	-	18.8% (3)	-
Among students who had sexual intercourse during the past three months, the percentage who used a condom during last sexual intercourse	N/A	60.0% (12)	-	68.8% (11)	66.7% (10)	-	-	53.8% (7)	-	-	-	-	75.0% (12)	-
Among students who had sexual intercourse during the past three months, the percentage who used birth control pills to prevent pregnancy before last sexual intercourse	N/A	15.8% (3)	-	18.8% (3)	20.0% (3)	-	-	16.7% (2)	-	-	-	-	12.5% (2)	-
Percentage of students who had ever been pregnant or gotten someone else pregnant	N/A	1.0% (3)	0.5% (1)	1.8% (2)	1.9% (3)	0.0% (0)	-	0.4% (1)	0.0% (0)	-	-	-	0.8% (2)	-
Percentage of students who have ever been physically forced to have sexual intercourse when they did not want to	N/A	3.2% (11)	2.9% (6)	3.6% (5)	0.5% (1)	6.4% (10)	-	2.8% (8)	5.6% (1)	-	-	-	1.3% (4)	-

Sexual Behavior: High School

% = unweighted percentage of reported response. (n) = number of students with reported response.

	N/A YRBS ¹	Building ²	Grade		Gender		Race/Ethnicity					Academics		
			9	11	M	F	Black	White	Hispanic/ Latino	American Indian	Asian	Arab/ Chaldean	As/Bs	Ds/Fs
Of students who ever had sexual intercourse, the percentage whose first partner was 3 or more years older	N/A	9.7% (3)	10.0% (1)	9.5% (2)	15.0% (3)	0.0% (0)	-	4.8% (1)	-	-	-	-	13.0% (3)	-
Percentage of students who had ever had same sex sexual contact	N/A	3.7% (11)	2.1% (4)	6.4% (7)	2.6% (4)	4.9% (7)	-	4.0% (10)	0.0% (0)	-	-	-	2.7% (7)	-
Percentage of students who identify as heterosexual	N/A	81.2% (246)	84.5% (163)	75.5% (83)	91.7% (144)	69.9% (100)	-	80.2% (203)	78.6% (11)	-	-	-	81.4% (214)	-
Percentage of students who identify as gay, lesbian, bisexual, or some other way	N/A	14.5% (44)	11.4% (22)	20.0% (22)	6.4% (10)	23.1% (33)	-	15.8% (40)	14.3% (2)	-	-	-	13.7% (36)	-
Percentage of students who are unsure about their sexual identity (questioning)	N/A	2.6% (8)	2.6% (5)	2.7% (3)	1.3% (2)	4.2% (6)	-	2.4% (6)	7.1% (1)	-	-	-	3.0% (8)	-
Relationship Violence														
Percentage of students who were physically hurt on purpose by someone they were dating or going out with during the past 12 months	N/A	3.6% (6)	4.4% (4)	2.6% (2)	1.2% (1)	6.1% (5)	-	2.9% (4)	-	-	-	-	2.9% (4)	-
Percentage of students who were forced to do sexual things they did not want to do by someone they were dating or going out with during the past 12 months	N/A	10.1% (17)	8.9% (8)	11.5% (9)	1.2% (1)	19.5% (16)	-	7.9% (11)	-	-	-	-	8.8% (12)	-

For additional Michigan Profile for Healthy Youth information, please log on to www.michigan.gov/miphy

¹ Michigan Youth Risk Behavior Survey. For additional information on the YRBS results, please go to www.michigan.gov/yrbs.

² Building percentages are representative of the combined results as reported by 9th and 11th graders in the building.

N/A = Data not available

- = Data suppressed due to fewer than 10 valid student surveys

The contents of this report were developed under a grant from the United States Department of Education (Safe and Supportive Schools Grant (CFDA #84.184Y)). However, those contents do not necessarily represent the policy of the United States Department of Education, and you should not assume endorsement by the Federal Government.

Mill Creek Middle School

Sexual Behavior: Middle School

% = unweighted percentage of reported response. (n) = number of students with reported response.

	Building ¹	Grade	Gender		Race/Ethnicity						Academics	
		7	M	F	Black	White	Hispanic/ Latino	American Indian	Asian	Arab/ Chaldean	As/Bs	Ds/Fs
Sexual Behavior												
Percentage of students who ever had sexual intercourse	1.5% (3)	1.5% (3)	3.0% (3)	0.0% (0)	-	1.3% (2)	0.0% (0)	-	-	-	0.6% (1)	-
Percentage of students who had sexual intercourse for the first time before age 11 years	0.0% (0)	0.0% (0)	0.0% (0)	0.0% (0)	-	0.0% (0)	0.0% (0)	-	-	-	0.0% (0)	-
Of students who ever had sexual intercourse, the percentage whose first partner was 3 or more years older	-	-	-	-	-	-	-	-	-	-	-	-
Percentage of students who had sexual intercourse with three or more people during their life	0.0% (0)	0.0% (0)	0.0% (0)	0.0% (0)	-	0.0% (0)	0.0% (0)	-	-	-	0.0% (0)	-
Among students who had sexual intercourse, the percentage who drank alcohol or used drugs before last sexual intercourse	-	-	-	-	-	-	-	-	-	-	-	-
Among students who had sexual intercourse, the percentage who used a condom during last sexual intercourse	-	-	-	-	-	-	-	-	-	-	-	-
Percentage of students who had ever had same sex sexual contact	1.5% (3)	1.5% (3)	1.0% (1)	2.1% (2)	-	0.0% (0)	8.0% (2)	-	-	-	1.7% (3)	-
Percentage of students who identify as heterosexual	77.5% (148)	77.5% (148)	82.7% (81)	72.0% (67)	-	77.9% (116)	75.0% (18)	-	-	-	77.6% (135)	-
Percentage of students who identify as gay, lesbian, bisexual, or some other way	9.9% (19)	9.9% (19)	5.1% (5)	15.1% (14)	-	9.4% (14)	12.5% (3)	-	-	-	9.8% (17)	-
Percentage of students who are unsure about their sexual identity (questioning)	5.8% (11)	5.8% (11)	4.1% (4)	7.5% (7)	-	5.4% (8)	4.2% (1)	-	-	-	6.3% (11)	-

For additional Michigan Profile for Healthy Youth information, please log on to www.michigan.gov/miphy

¹ Building percentages are representative of the results as reported by 7th graders in the building.

N/A = Data not available

- = Data suppressed due to fewer than 10 valid student surveys

The contents of this report were developed under a grant from the United States Department of Education (Safe and Supportive Schools Grant (CFDA #84.184Y)). However, those contents do not necessarily represent the policy of the United States Department of Education, and you should not assume endorsement by the Federal Government.

Sex Ed Program Activities and Next Steps

The DCS SEAB meets monthly at Dexter High School to ensure all the responsibilities of the SEAB are fulfilled. SEAB meeting minutes are shared with the DCS Board of Education and published in BOE meeting minutes. During the 2024-2025 school year, the SEAB reviewed the 4th-12th grade curriculum. In Spring of 2024, the district's SEAB met to review and evaluate the community and student survey data. The SEAB reviewed the data for each school. Through the MiPHY survey as well as the student and caregiver survey results, the SEAB worked to create the following priorities for the curriculum review.

SEAB Priorities for Curricular Review

- Introduce anatomy at earlier age
- Fostering caregiver, student, community connections
- Safety, consent and legal implications with an emphasis on media literacy
- Family and caregiver resources (access to curriculum)
- Continuation of consent programming
- Continuity of sex education in high school
- Having sexual orientation and gender identity as distinct in the curriculum as possible

From these priorities, DCS Health Teachers worked to review their current Sex Education curriculum, and look for updated and supplemental materials to satisfy the requests of the DCS SEAB. DCS Health Teachers presented their proposed curriculum to the DCS SEAB. After receiving the proposal, the DCS SEAB evaluated the proposals based on State Law, DCS SEAB Priorities and the goals of the DCS SEAB. Over the course of the 2024-2025 school year, the DCS SEAB had an opportunity to review the proposed curriculum, provide feedback for modifications and ultimately take action to recommend a proposal to the DCS Board of Education, which will be presented later this Summer.

Accessing the Results

This report was shared at the June 23rd school board meeting. Additional copies of this report are available at Bates Administrative Building, 2704 Baker Road, Dexter, MI. This report was prepared by Ann Pregont, Crystal Zurek and Ryan Bruder and reviewed by the DCS SEAB Committee.

Please contact Ryan Bruder, bruderr@dexterschools.org, with any questions about this report.