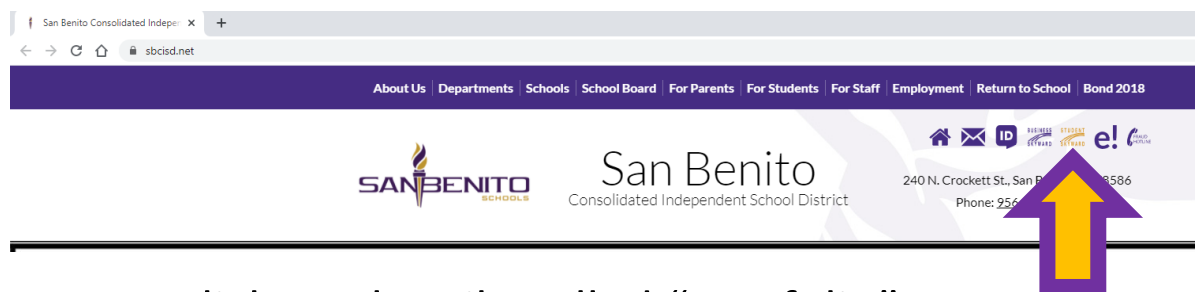



# How Parents can Print Official Progress Reports Via Family Access

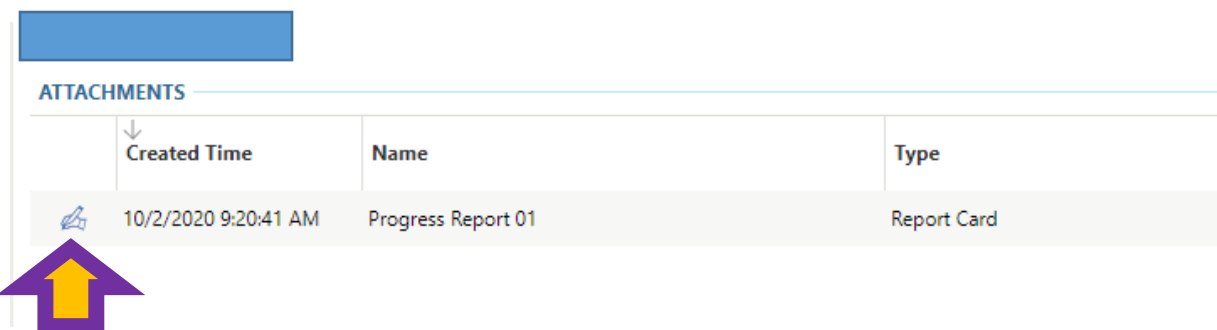
## Step 1: Log into Skyward Family Access



## Step 2: Click on the Tile called "Portfolio"



## Step 3: Click on the Hand w/ a Pencil to Digitally Sign the student Progress Report Before Viewing.



## Step 4: Check Box the "I Agree" Button to Digitally Sign the Progress Report

GRADE REPORT RUN HISTORY ATTACHMENT DETAILS

**ELECTRONIC SIGNATURE**

**Terms of Agreement** Under the Federal Electronic Signatures in Global and National Commerce Act, before you may electronically sign this form, you must be provided with certain of the following information and you must affirmatively agree to the following and thereafter not withdraw your agreement.

By clicking 'I Agree' and submitting this agreement via the internet, I acknowledge that:

I have read and understood the foregoing Electronic Signature Agreement and that I intend to be bound thereby.

I understand and agree that my electronic signature is the equivalent of a manual signature and that others may rely on it as such in connection with any and all agreements I may enter into, including but not limited to this Electronic Signature Agreement.

I further acknowledge and agree that it is my obligation to immediately advise the school district of any change in my electronic address (i.e., email address).

I further acknowledge and agree that it is my obligation to immediately advise the school district in the event that I withdraw my consent to this Electronic Signature Agreement.

I acknowledge and agree that the individual electronically signing this form is the individual in whose name the account is set up, or is someone authorized to submit this form by the person whose name is on the account.

\*I Agree

Signed By  Date Signed

Step 5: Click on the Download Icon to Download your Child's Progress Report. The Report Card will turn into a PDF Document that will be allowable to print for your records.

ATTACHMENTS

Created Time	Name	Type
10/2/2020 9:20:41 AM	Progress Report 01	Report Card



This is an example of what your Report Card or Progress Report will look like.



Progress Report 1

Print Date: 10/02/2020

Student: [Redacted]  
 Student Address: [Redacted]  
 Grade: [Redacted]

CLASS INFORMATION

Period	Course	Teacher	Curr Avg
1	READING 1	[Redacted]	[Redacted]
2	CONDUCT 1		
3	SCIENCE 1		
4	SOCIAL STUDIES 1		
5	TECHNOLOGY APPS 1		
6	LANGUAGE ARTS 1		
7	HEALTH 1		
8	MATH 1		
Comments			
	C1: Good Attitude		
9	FINE ARTS 1		
10	PHYSICAL EDUCATION 1		
11	HANDWRITING 1		

Signature: \_\_\_\_\_ Date: \_\_\_\_\_