

### Q1 Name and email: (optional)

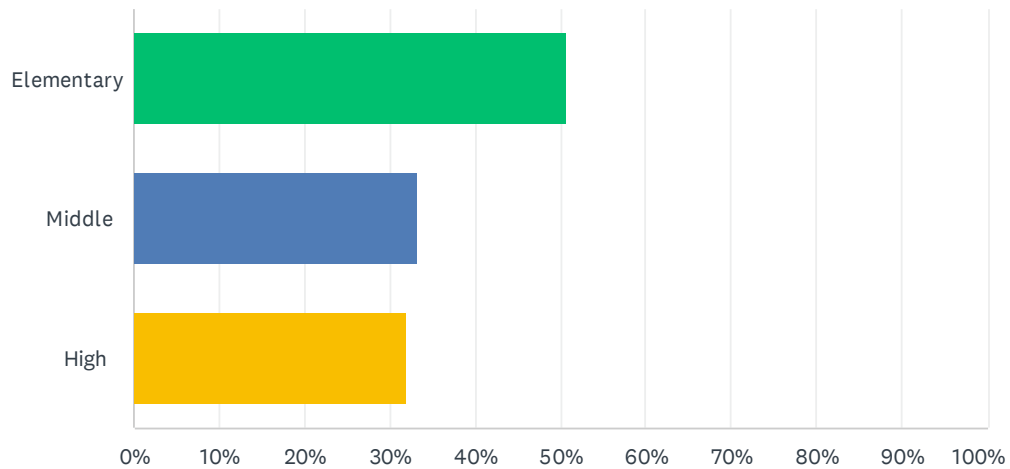
Answered: 36 Skipped: 33

### Q2 District:

Answered: 69 Skipped: 0

### Q3 Your building Level (check all that apply)

Answered: 69 Skipped: 0

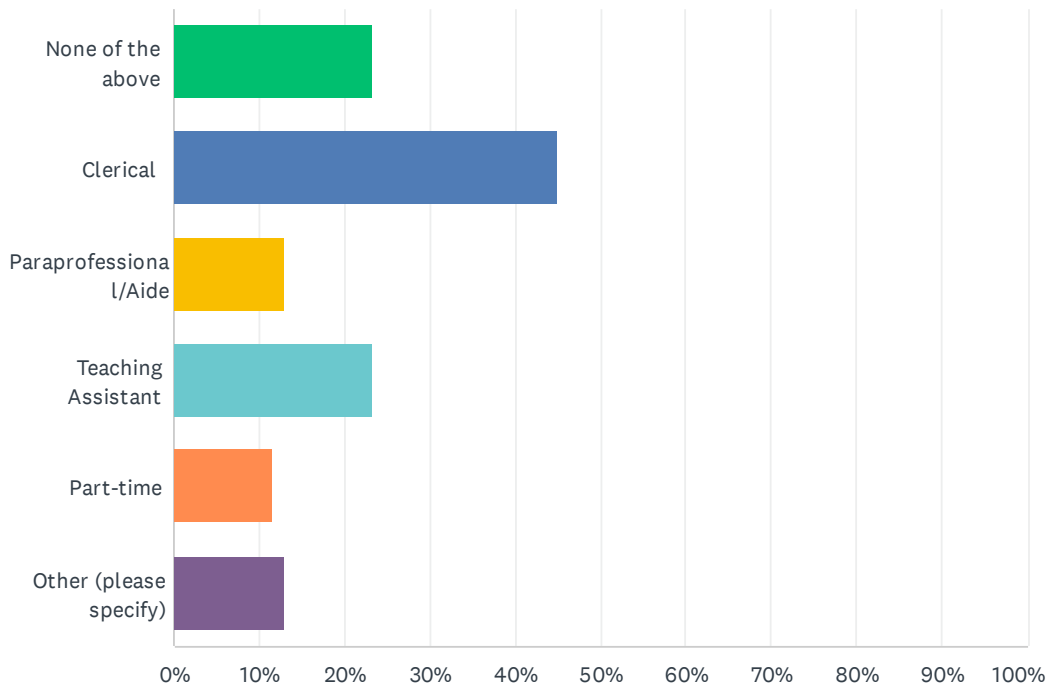


ANSWER CHOICES	RESPONSES
Elementary	50.72% 35
Middle	33.33% 23
High	31.88% 22
Total Respondents: 69	

### Q4 Do you have library support staff assisting you in your library? (check all that apply)

Answered: 69 Skipped: 0

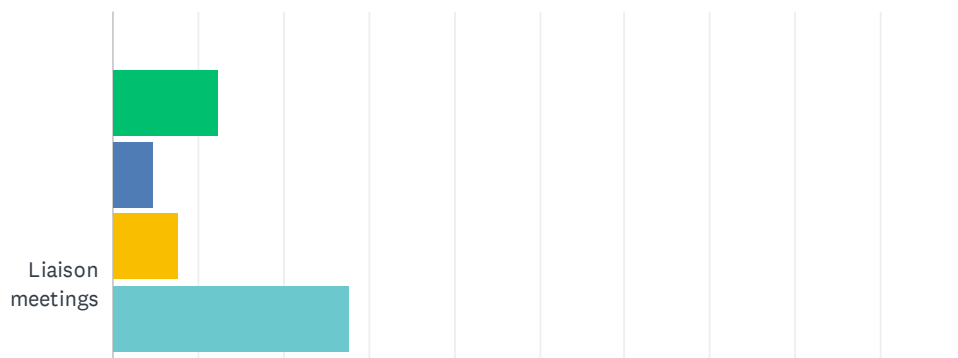
2024-2025 Nassau BOCES School Library Services: End-of-Year Survey



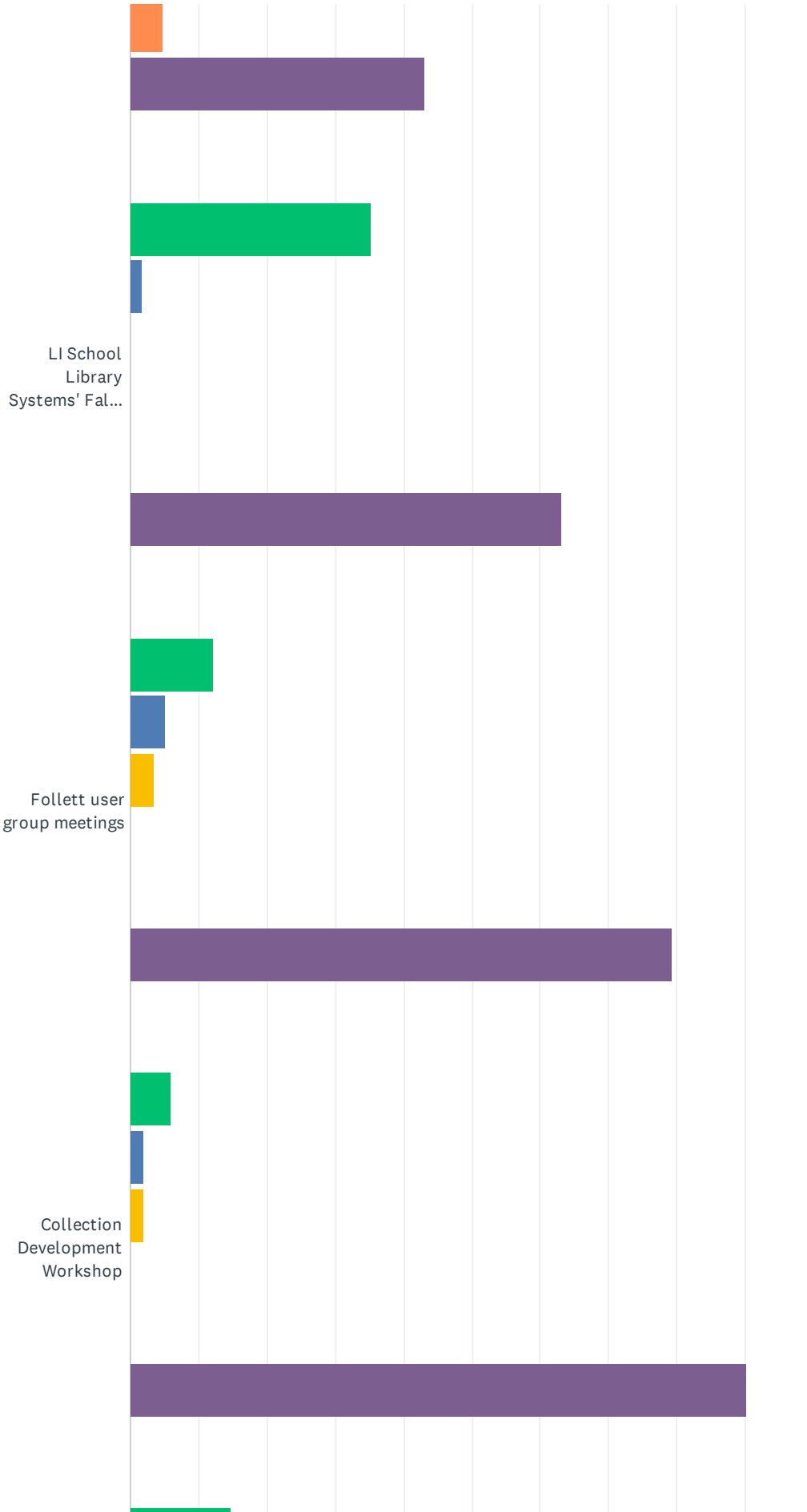
ANSWER CHOICES	RESPONSES	
None of the above	23.19%	16
Clerical	44.93%	31
Paraprofessional/Aide	13.04%	9
Teaching Assistant	23.19%	16
Part-time	11.59%	8
Other (please specify)	13.04%	9
Total Respondents: 69		

Q5 Professional Development is an important part of school library services. Please select how many times you attended each event type this school year.

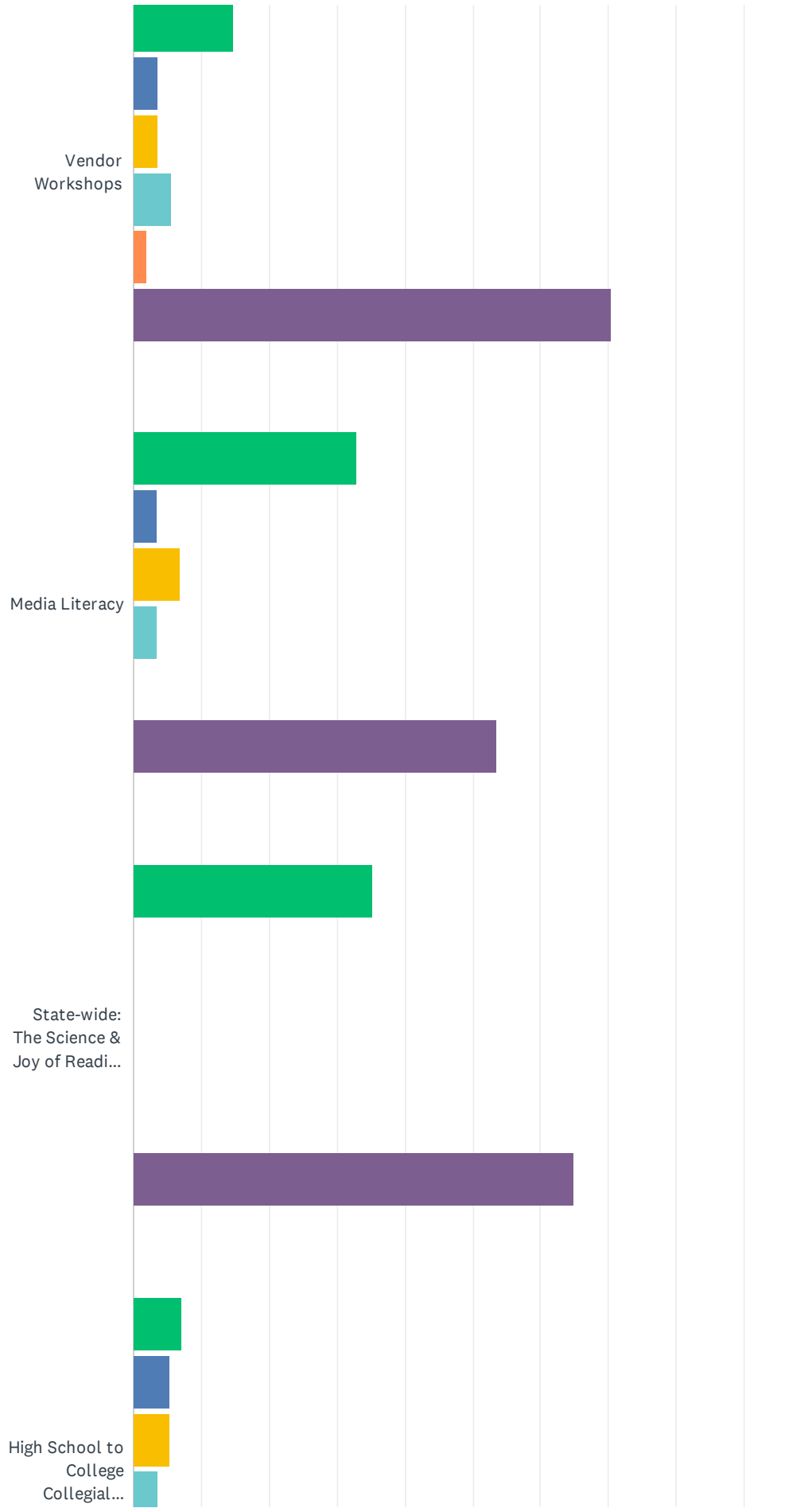
Answered: 69 Skipped: 0



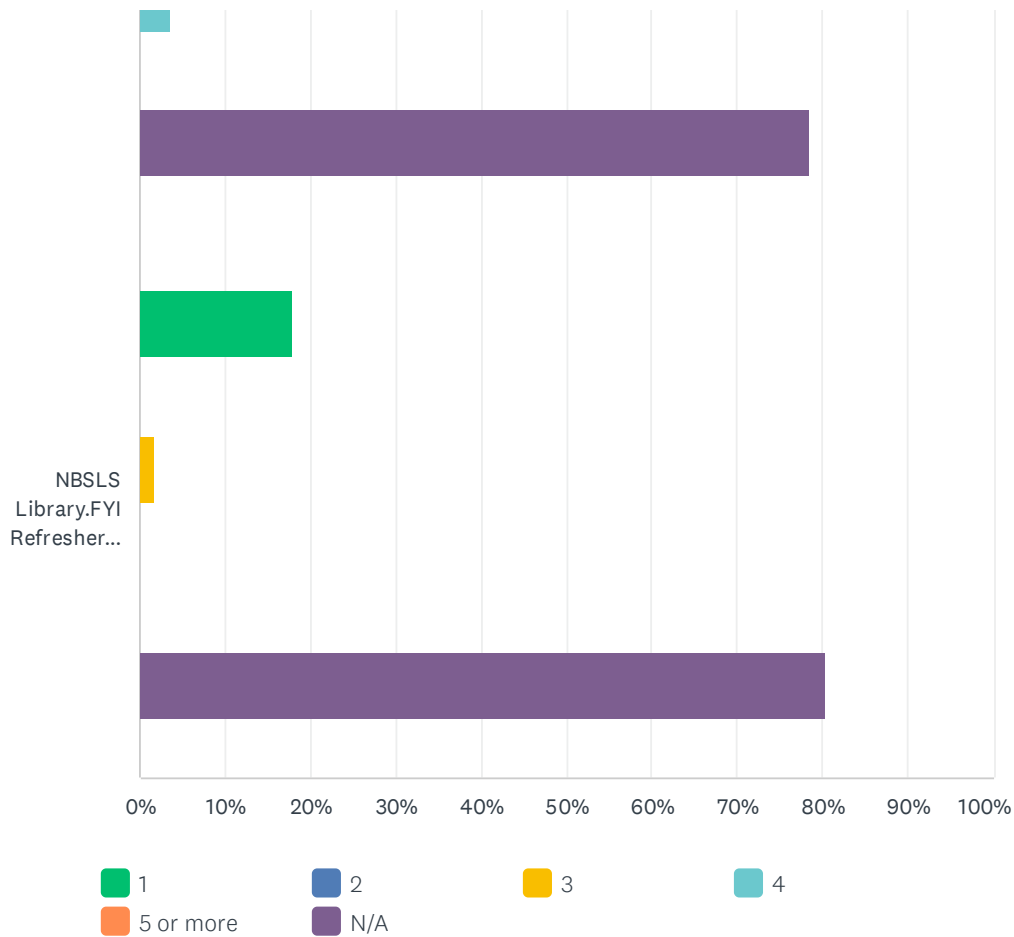
2024-2025 Nassau BOCES School Library Services: End-of-Year Survey



2024-2025 Nassau BOCES School Library Services: End-of-Year Survey



2024-2025 Nassau BOCES School Library Services: End-of-Year Survey

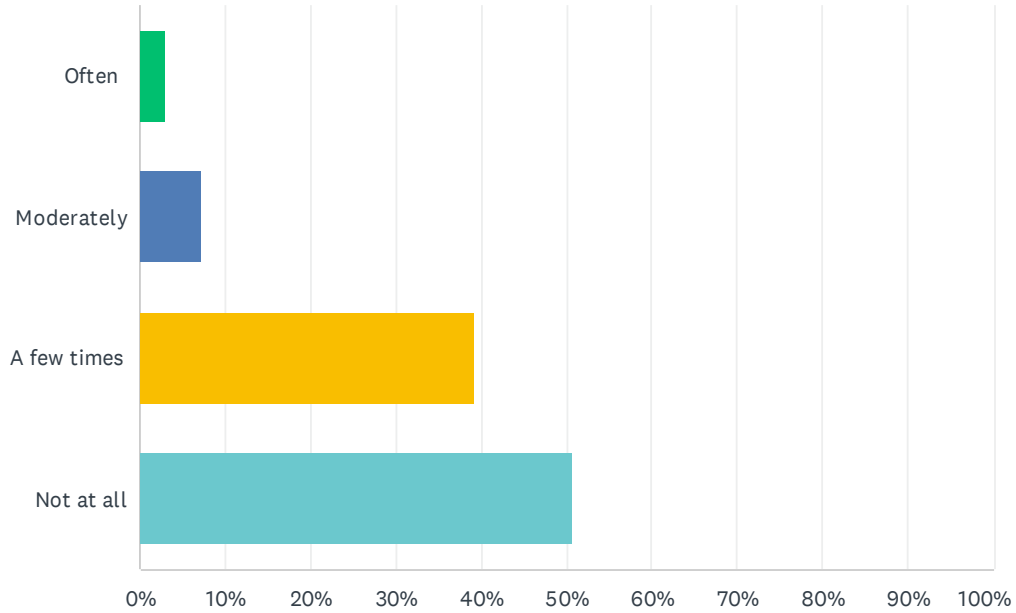


	1	2	3	4	5 OR MORE	N/A	TOTAL	WEIGHTED AVERAGE
Liaison meetings	12.31% 8	4.62% 3	7.69% 5	27.69% 18	4.62% 3	43.08% 28	65	3.14
LI School Library Systems' Fall Institute (Election Day)	35.09% 20	1.75% 1	0.00% 0	0.00% 0	0.00% 0	63.16% 36	57	1.05
Follett user group meetings	12.07% 7	5.17% 3	3.45% 2	0.00% 0	0.00% 0	79.31% 46	58	1.58
Collection Development Workshop	5.88% 3	1.96% 1	1.96% 1	0.00% 0	0.00% 0	90.20% 46	51	1.60
Vendor Workshops	14.81% 8	3.70% 2	3.70% 2	5.56% 3	1.85% 1	70.37% 38	54	2.19
Media Literacy	32.76% 19	3.45% 2	6.90% 4	3.45% 2	0.00% 0	53.45% 31	58	1.59
State-wide: The Science & Joy of Reading in the School Library (October 2024)	35.09% 20	0.00% 0	0.00% 0	0.00% 0	0.00% 0	64.91% 37	57	1.00
High School to College Collegial Circle Series	7.14% 4	5.36% 3	5.36% 3	3.57% 2	0.00% 0	78.57% 44	56	2.25
NBSLS Library.FYI Refresher Training	17.86% 10	0.00% 0	1.79% 1	0.00% 0	0.00% 0	80.36% 45	56	1.18

Q6 I access vendor Zoom recordings on NBSLS' LibGuides...

2024-2025 Nassau BOCES School Library Services: End-of-Year Survey

Answered: 69 Skipped: 0

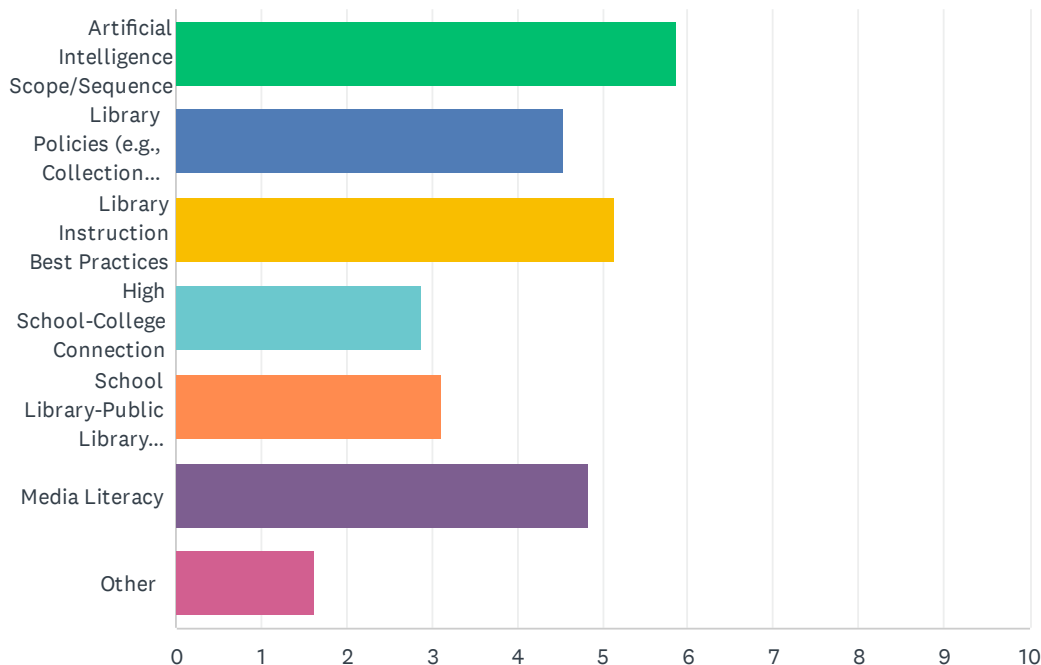


ANSWER CHOICES	RESPONSES
Often	2.90% 2
Moderately	7.25% 5
A few times	39.13% 27
Not at all	50.72% 35
TOTAL	69

**Q7 What professional development are you interested in receiving during the 2025-2026 school year? (Rank the following in order of preference, 1-7, with 1 being most favorable. You can drag each choice to a desired position or select the order number.)**

Answered: 69 Skipped: 0

2024-2025 Nassau BOCES School Library Services: End-of-Year Survey



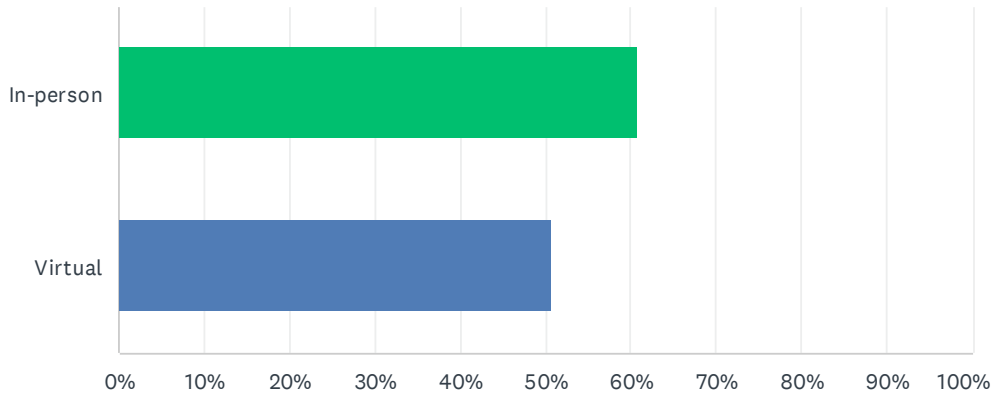
	1	2	3	4	5	6	7	TOTAL	SCORE
Artificial Intelligence Scope/Sequence	49.28% 34	20.29% 14	13.04% 9	8.70% 6	4.35% 3	1.45% 1	2.90% 2	69	5.86
Library Policies (e.g., Collection Development, Challenges, Readers Advisory etc.)	13.04% 9	14.49% 10	14.49% 10	36.23% 25	15.94% 11	5.80% 4	0.00% 0	69	4.55
Library Instruction Best Practices	13.04% 9	30.43% 21	24.64% 17	23.19% 16	7.25% 5	1.45% 1	0.00% 0	69	5.14
High School-College Connection	2.90% 2	11.59% 8	8.70% 6	4.35% 3	11.59% 8	40.58% 28	20.29% 14	69	2.87
School Library-Public Library Connection	4.35% 3	0.00% 0	7.25% 5	11.59% 8	46.38% 32	28.99% 20	1.45% 1	69	3.12
Media Literacy	13.04% 9	21.74% 15	30.43% 21	14.49% 10	11.59% 8	8.70% 6	0.00% 0	69	4.84
Other	4.35% 3	1.45% 1	1.45% 1	1.45% 1	2.90% 2	13.04% 9	75.36% 52	69	1.62

Q8 If you chose "other" above, please list the topic you are interested in learning more about.

Answered: 14 Skipped: 55

Q9 Which PD format do you prefer?

Answered: 69 Skipped: 0



ANSWER CHOICES	RESPONSES
In-person	60.87% 42
Virtual	50.72% 35
Total Respondents: 69	

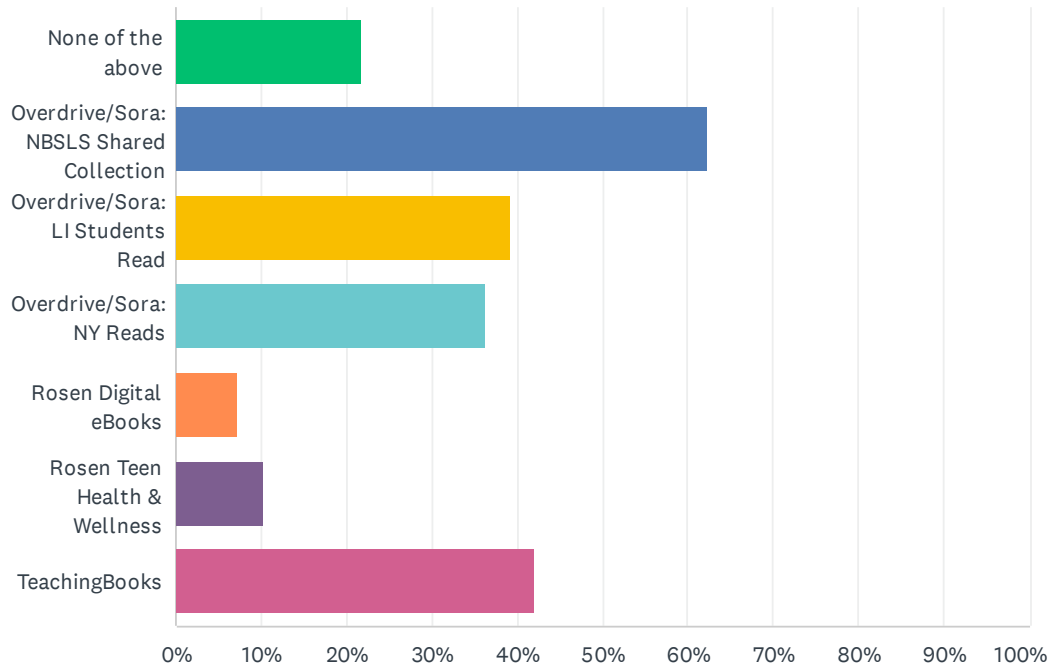
**Q10** Would you be interested in presenting a professional development workshop during the 2025-2026 school year? Please indicate potential topic(s) below. Don't forget to provide your name and email address.

Answered: 18 Skipped: 51

**Q11** NBSLS has provided access to a variety of eBooks & resources. Please indicate which of the platforms you used this year with your faculty and students.

Answered: 69 Skipped: 0

2024-2025 Nassau BOCES School Library Services: End-of-Year Survey

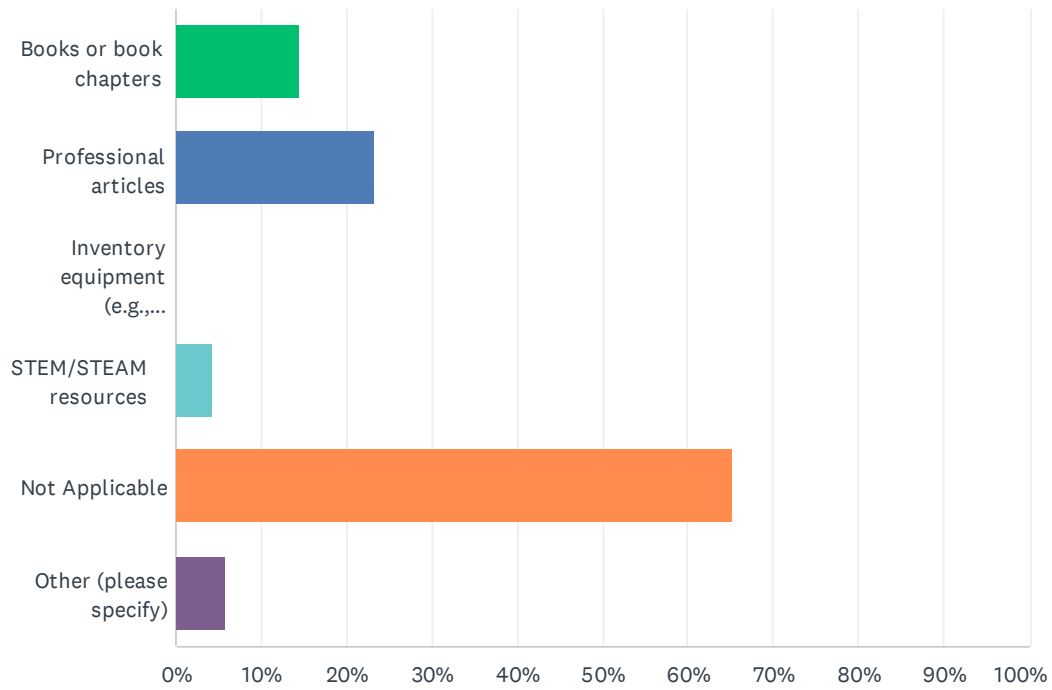


ANSWER CHOICES	RESPONSES	
None of the above	21.74%	15
Overdrive/Sora: NBSLS Shared Collection	62.32%	43
Overdrive/Sora: LI Students Read	39.13%	27
Overdrive/Sora: NY Reads	36.23%	25
Rosen Digital eBooks	7.25%	5
Rosen Teen Health & Wellness	10.14%	7
TeachingBooks	42.03%	29
Total Respondents: 69		

Q12 Did you use the SLS InterLibrary Loan service in 2024-2025 for articles, books, or other materials? (select all that apply)

Answered: 69 Skipped: 0

2024-2025 Nassau BOCES School Library Services: End-of-Year Survey

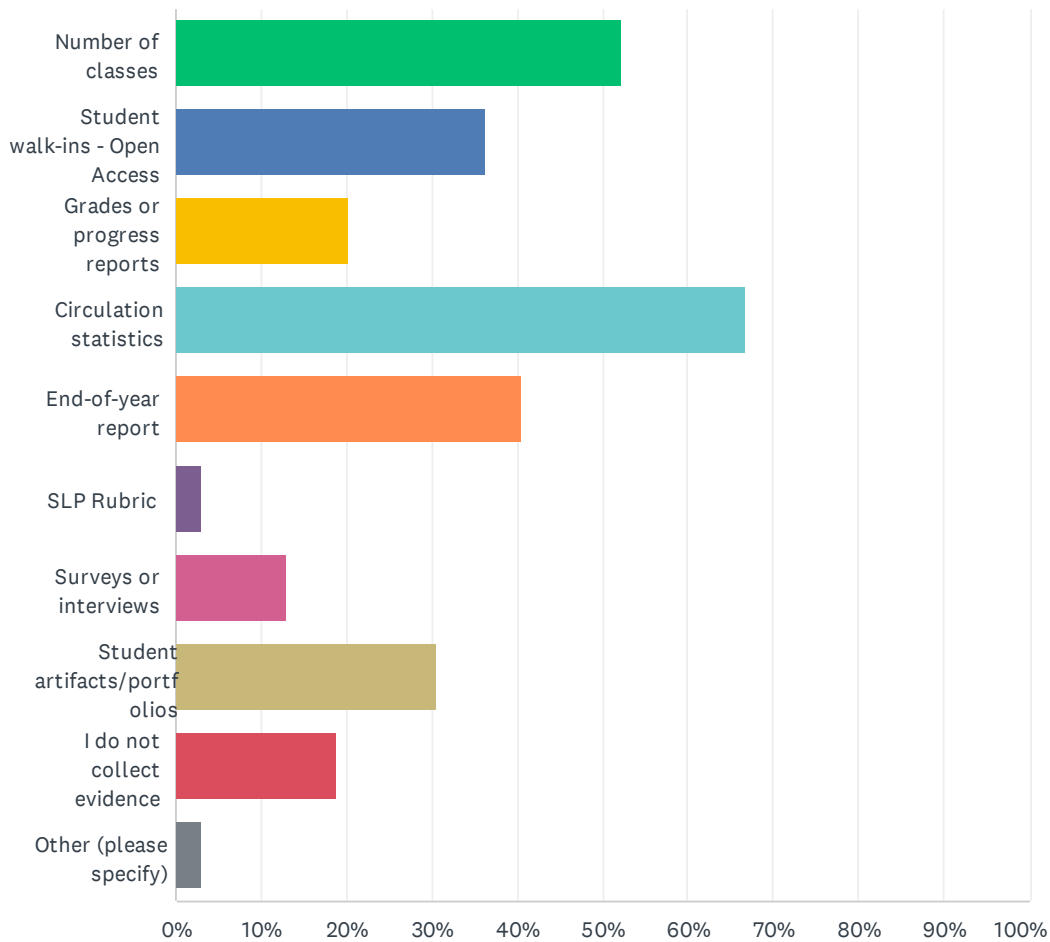


ANSWER CHOICES	RESPONSES	
Books or book chapters	14.49%	10
Professional articles	23.19%	16
Inventory equipment (e.g., scanners)	0.00%	0
STEM/STEAM resources	4.35%	3
Not Applicable	65.22%	45
Other (please specify)	5.80%	4
Total Respondents: 69		

Q13 What evidence do you collect to demonstrate to administrators the usability of your library program? (select all that apply)

Answered: 69 Skipped: 0

2024-2025 Nassau BOCES School Library Services: End-of-Year Survey

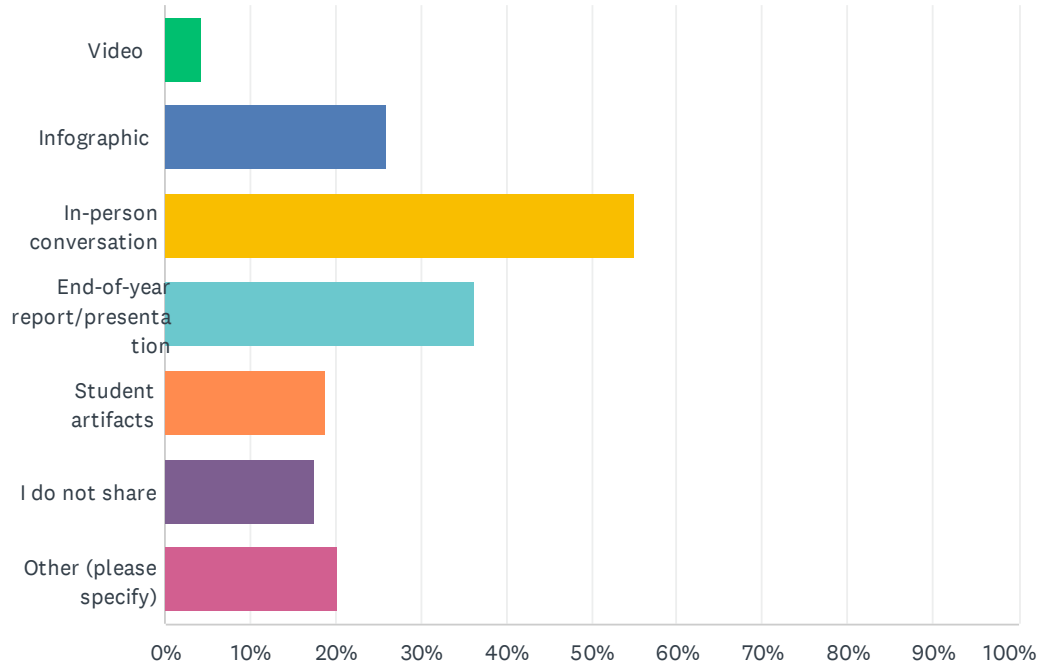


ANSWER CHOICES	RESPONSES	
Number of classes	52.17%	36
Student walk-ins - Open Access	36.23%	25
Grades or progress reports	20.29%	14
Circulation statistics	66.67%	46
End-of-year report	40.58%	28
SLP Rubric	2.90%	2
Surveys or interviews	13.04%	9
Student artifacts/portfolios	30.43%	21
I do not collect evidence	18.84%	13
Other (please specify)	2.90%	2
Total Respondents: 69		

Q14 In reference to Question 13, how do you share information with administrators? (select all that apply)

## 2024-2025 Nassau BOCES School Library Services: End-of-Year Survey

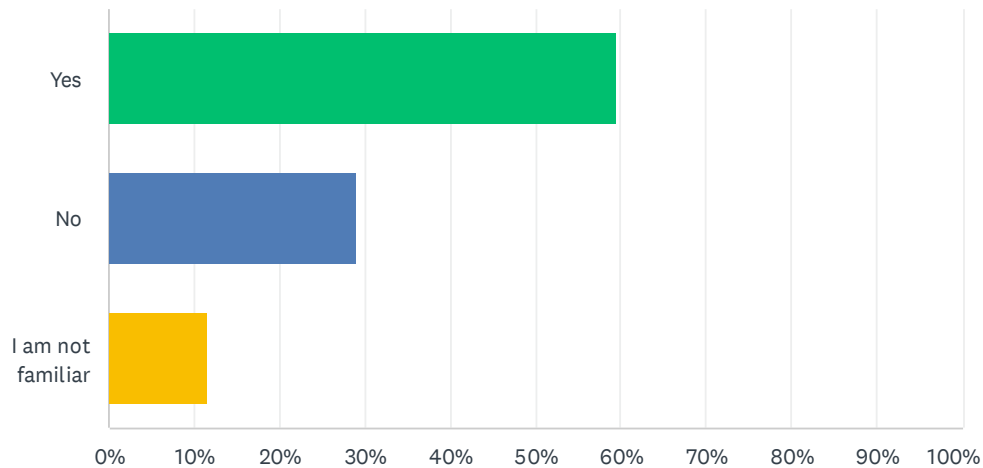
Answered: 69 Skipped: 0



ANSWER CHOICES	RESPONSES	
Video	4.35%	3
Infographic	26.09%	18
In-person conversation	55.07%	38
End-of-year report/presentation	36.23%	25
Student artifacts	18.84%	13
I do not share	17.39%	12
Other (please specify)	20.29%	14
Total Respondents: 69		

### Q15 Are you using the Empire State Information Fluency Continuum with your students?

Answered: 69 Skipped: 0



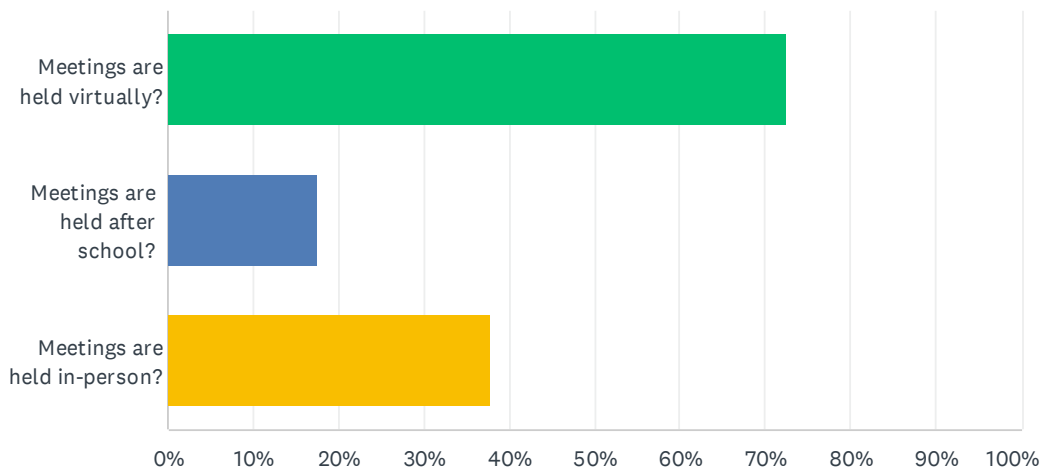
ANSWER CHOICES	RESPONSES	
Yes	59.42%	41
No	28.99%	20
I am not familiar	11.59%	8
<b>TOTAL</b>		<b>69</b>

### Q16 What software are you using to address the NYS computer science and digital literacy standards?

Answered: 69 Skipped: 0

### Q17 We are required to provide Follett user group meetings. Would you be more likely to attend the meetings if...

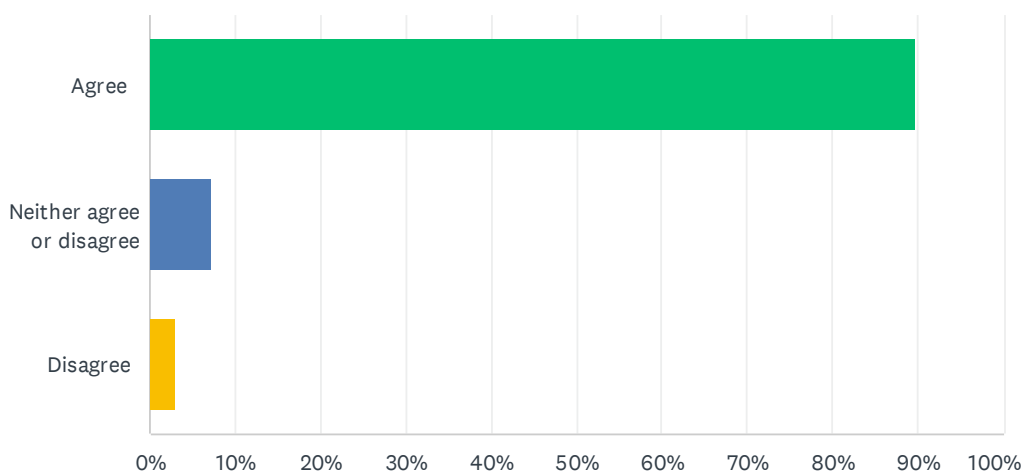
Answered: 69 Skipped: 0



ANSWER CHOICES	RESPONSES	
Meetings are held virtually?	72.46%	50
Meetings are held after school?	17.39%	12
Meetings are held in-person?	37.68%	26
Total Respondents: 69		

**Q18 NBSLS keeps me adequately informed through a variety of communication platforms (listserv/Gaggle Mail, email, liaison meetings, user group meetings, Google Drive, LibGuides etc.).**

Answered: 69 Skipped: 0

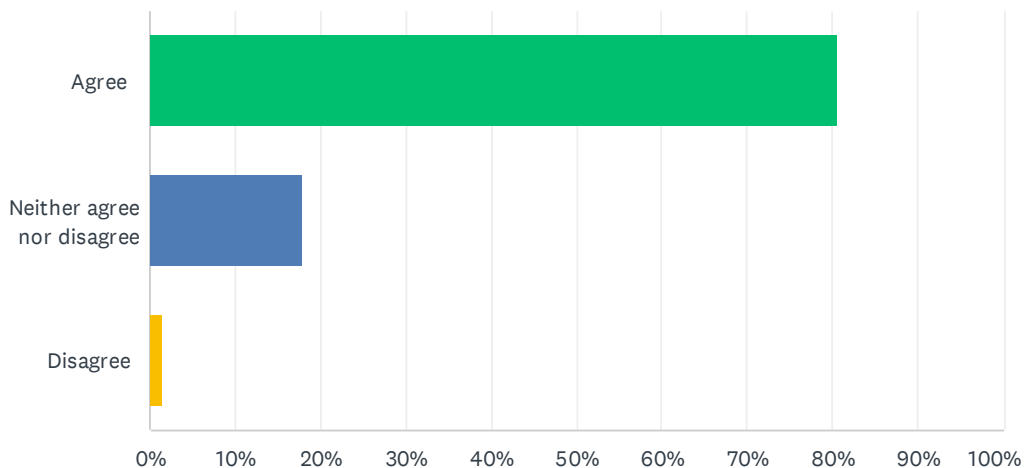


ANSWER CHOICES	RESPONSES	
Agree	89.86%	62
Neither agree or disagree	7.25%	5
Disagree	2.90%	2
TOTAL		69

**Q19 Information provided at the Liaison meetings is useful.**

Answered: 67 Skipped: 2

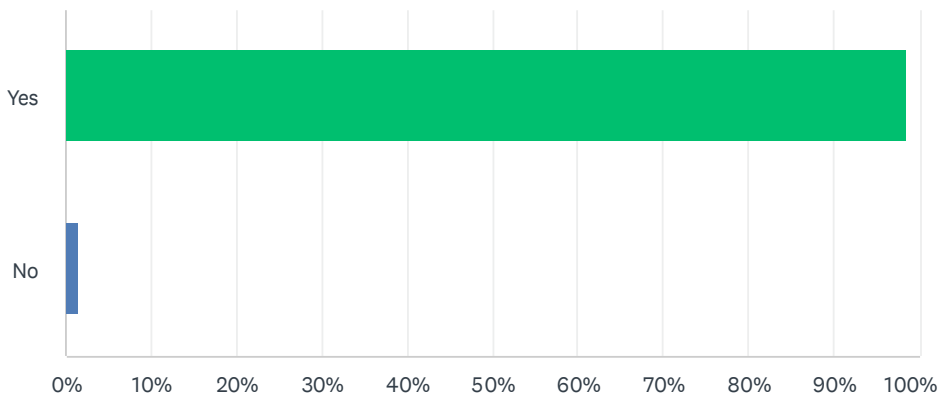
2024-2025 Nassau BOCES School Library Services: End-of-Year Survey



ANSWER CHOICES	RESPONSES	
Agree	80.60%	54
Neither agree nor disagree	17.91%	12
Disagree	1.49%	1
TOTAL		67

Q20 Overall, are you satisfied with the School Library Services staff?

Answered: 69 Skipped: 0



ANSWER CHOICES	RESPONSES	
Yes	98.55%	68
No	1.45%	1
TOTAL		69

Q21 Additional comments or suggestions you would like to share with the School Library Services staff

Answered: 69 Skipped: 0