

THE BUCCANEER

WHAT'S GOING ON WITH RBR'S PE CURRICULUM?

BY MAGGIE NGO


For many years at RBR, the physical education program has remained the same, persisting through countless graduating classes as well as the complete restructure of RBR's class schedule. However, this year, RBR's PE teachers decided to change the format of gym class, shocking students with the sudden change.

This year, gym class is switching from an everyday choice to an elective program, meaning that students get to decide on a single activity and work on it for four consecutive weeks. "By trying this new system, we're looking for growth and knowledge in a subject," said Mr. Provine, a PE teacher and sports coach.

To test this growth in the subject, Mr. Provine also expressed that they'd be implementing different types of assessments, whereas the old system had no way of testing improvement among students. This would include a mini assessment at the halfway point as well as a full knowledge grade at the end of the four weeks.

For the students, there were mixed opinions, with most people liking certain aspects and disliking others. When asked for her thoughts, 11th grader Julia Shull remarked, "Honestly, I have mixed feelings. I definitely appreciate going more in depth into the activities, but I don't really like the limited options."

FLIP TO PAGES 2 & 5 TO DISCOVER AUTUMN FUN & GAMES!




Candy, candy, candy!
Get ready for a cavity while solving this puzzle. This crossword puzzle was made by Phoebe Rubinstein.

ON PAGES 3-5, YOU WILL FIND AN ARTICLE COVERING THE POP STAR AND ICON, TAYLOR SWIFT. IF YOU'RE IN YOUR SHOWGIRL ERA, YOU'RE GONNA LOVE THIS ONE!

THE LIFE OF
A SHOWGIRL

CANDY CROSSWORD

by Phoebe Rubinstein



ACROSS

- 2. HAVE A BREAK, HAVE A _____ !
- 6. NOBODY BETTER LAY A FINGER ON MY _____
- 8. NOT SORRY,
- 9. WHICH IS TASTIER... LEFT OR RIGHT?

DOWN

- 1. YOU'RE NOT YOU WHEN YOU'RE HUNGRY
- 3. FIRST THEY'RE SOUR... THEN THEY'RE SWEET!
- 4. THE TWIST YOU CAN'T RESIST!
- 5. THE GREAT AMERICAN CHOCOLATE BAR
- 7. UNLEASH YOUR SENSES WITH _____

Upcoming Creative Contests!

TO START OFF THE 2025-2026 SCHOOL YEAR THERE ARE MANY ART CONTESTS AVAILABLE THROUGHOUT THE YEAR. ALL ARE WELCOME TO APPLY, NO PRIOR EXPERIENCE IS NEEDED!

YOUNG ARTS CONTEST
10/1/2025-10/8/2025

CROP WALK POSTER CONTEST 10/15/2025-10/19/2025

SCHOOL SPECIALTY STUDENT ART CONTEST (THE 15TH OF EACH MONTH)

SONGBIRD CONTEST
11/24/2025-11/30/2025

CELEBRATING ART
12/1/2025-12/04/2025

SCHOLASTIC ART & WRITING AWARDS
11/20/2025-2/02/2025

GLOBAL CANVAS CHILDREN'S ART COMPETITION
2/10/2026-2/19/2026

FISH ART CONTEST
2/25/2026-2/28/2026

CONGRESSIONAL ART COMPETITION (EARLY SPRING)

CREATE-A-GREETING CARD CONTEST
3/3/2026-3/9/2026

BOW SEAT OCEAN AWARENESS CONTEST
6/3/2025-6/8/2026

EMBRACING OUR DIFFERENCES
6/3/2026-7/1/2026

Spooky Halloween Playlist

by Fabiana Ancheta and Rosie Conway

Sometimes the only thing that we need to get in a good mood is music! For this Halloween, Rosie and I have prepared a playlist that you can listen to get those chills and that familiar feeling. Maybe with friends, maybe with family, maybe by yourself. The only thing that we know is that you may enjoy it, check it out if you feel curious, we promise it's not that scary ;)

For easy access, scan in the Spotify app.



THE MASTERMIND

BY PEYTON AFANADOR AND ELLA TRIESTE

The mastermind of the music industry is at it again! Taylor Swift has just released her 12th album, *The Life Of A Showgirl*. Even though the album was just released a few weeks ago, Swifties have been aware of a new album for a while now. "How?" you may ask. Because of all the Easter Eggs she has been giving us!

Some of the earliest clues of the album were from *Midnights*, her 10th album that was released on October 21, 2022. The main clues from this era were mostly from the *Anti-Hero* music video. Throughout the whole video you see purple glitter; you first see the glitter 18 seconds in when Swift cuts open an egg. You see this glitter again when she gets shot with an orange arrow and bleeds the purple glitter. These two things may seem random at first but if you look at the new albums vinyl variants, they make a lot of sense! This purple glitter represents one of the vinyl variants, the "Shiny Bug Collection", which is a sparkly purple vinyl, and the orange arrow represents the original sparkly orange vinyl.

The other big Easter egg in the *Anti-Hero* music video is the two versions of Taylor Swift. At first we see a scared Taylor, which can represent her 11th album, *The Tortured Poets Department*. Then 47 seconds in we see a joyful and more confident version of Swift, which is the showgirl.

A lot more clues were found during the *Midnights* Era, in the *Bejeweled* music video, mostly in this video she references little things, such as elevator buttons, but there are some bigger things, like costumes. At 3:20 into the music video, a crystal necklace gets put onto Taylor Swift. Each crystal on this necklace is a different album color. It includes orange, which was not an album color officially at the time. Then, Swift walks out of an elevator and now looks like Elizabeth Taylor, an actress, also known as the person who inspired track two!

During the 21st month of the Eras Tour, Taylor Swift dropped many teasers about the upcoming album.

The clock at the Eras Tour would start to countdown at two minutes and twenty four seconds.

Which looks like two-hundred twenty four. The time showed itself once more, but instead of a time, it was a date, the two-hundred twenty-fourth day, also known as August 12. This was the earliest easter egg we know of. Next, at the final show of the Eras Tour, Swift exits through an orange door. The orange door would signal to the upcoming release of her new album. Lastly, on October 29, 2024, Taylor Swift posted a collection of photos from the previous performance, with the first photo being Swift and Sabrina Carpenter. Carpenter made an appearance on the last track of the "Life of a Showgirl". Which could be the reason for the post.

After the Eras Tour, Swift still managed to drop more and more hints. One detail from the Grammys was Taylor Swift's jewelry. Her earrings were the star of the show. Each earring held 12 rubies, the twelve, making a reference to her twelfth album coming up.

Four months later, Swift makes her long-awaited feature on the New Heights podcast, her fiancé, Travis Kelce, and his brother, Jason Kelce's, podcast.

In the background of Swift and Kelce, four different colored cases were scattered on the shelves. The four different colors hinted at the upcoming limited edition colors of the vinyls and CDs.

Easter Eggs have seemed to be Swift's forte for a long time. There were probably so many more that the world missed, but these are just a few. Even from the beginning, it seems as though Swift can hint at something more than a year in advance. Sometimes it is worth the effort to look at things under a microscope. Who knows what might get missed!



TAYLOR SWIFT'S CHAI TEA COOKIES

This recipe will make you want to wear a red scarf and an orange cardigan, Taylor Swift's Chai Tea Cookies!

Ingredients:

- 1 stick of unsalted butter, room temp
- ½ cups of vegetable oil
- ½ cups of granulated sugar, plus additional for toppings
- ½ cups powdered sugar
- 1 large egg
- 1 packet chai tea
- 2 teaspoons vanilla extract
- 2 cups all-purpose flour
- ½ teaspoons baking soda
- ¼ teaspoon salt

Recipe:

1. Preheat oven to 350° fahrenheit, line baking sheet with parchment paper, and grease with cooking spray or butter
2. Beat butter and add vegetable oil, it is ok if it doesn't incorporate all the way
3. Add sugar, powdered sugar, egg, vanilla
4. Stir in flour, baking soda, salt, and tea
5. Chill the dough for about an hour
6. Line cookie sheet with rolled balls of dough
7. Press evenly and cover with sugar
8. Bake smaller cookies for 8-10 minutes/larger cookies for 12-14 minutes

FALL CONNECTIONS

by Phoebe Rubinstein

Inspired by the popular NYT game!

CHAI

SUPER

WILLOW

PUMPKIN

HARVEST

LEAVES

WALNUT

MAPLE

FOXES

BLOOD

GINGER

CINNAMON

LOCUST

MARIGOLDS

SPICE

BLUE


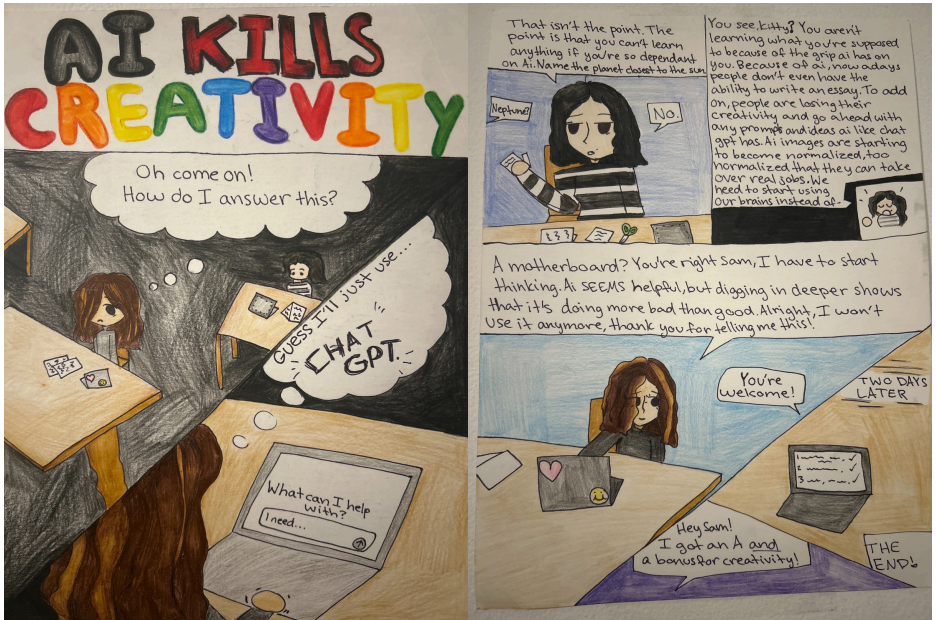
AI KILLS CREATIVITY!

The Creative Writing Elective Class took on the *New York Times* multimedia contest, answering the questions,

“What’s it like to think, create, teach, and learn at a time when artificial intelligence is transforming our world?”

What do you think its rise will mean for the generation in high school now?”

Ninth-grader Vanessa Hernandez-Monges created a comic to express her concerns about the effects of AI on creativity.




MONSTROUS MOVIES FOR THE MYSTERIOUS MONTH!

The Nightmare Before Christmas: by Phoebe Rubinstein

The Nightmare Before Christmas has become an instant holiday classic over the years. The outstanding stop-motion animation and killer soundtrack are the main factors that draw people in. A fantastical story about holiday realms disguises a deeper meaning about being grateful for what you have and enjoying everyday life. This movie has been one of my favorites since I was little, and I have every song memorized. The best part is... you can watch it for Christmas too!

Hocus Pocus: by Phoebe Rubinstein

I am always shocked by the amount of people who still haven't seen *Hocus Pocus*. It's an original take on what witches would be like if they were resurrected in the modern world (granted it came out in 1993). When a teenager and his family move to Salem, Massachusetts, he is shocked by the intense Halloween spirit the town carries. Of course, something goes wrong, and he ends up reviving evil witches that plan to strike on Halloween night. What entails is one hour and thirty six minutes of New England fall vibes, a talking cat, and a whole lot of fun!



Donnie Darko: by Bren Schlupp

Out of every movie I have ever watched, *Donnie Darko* has always been one of my favorites. The difference between this movie and others is that the story is mostly set up for interpretation, and the different elements between the director's and theatrical cut play into that. A 17 year old Donnie Darko is awoken in the middle of the night and lured by an entity to leave his house, and when he wakes up he discovers a jet engine fell into his bedroom that night and would've killed him if he was still in bed, this leads to a confusing yet interesting story about how this teenage boy has to save the world

IF YOU PLAN OF WATCHING HOCUS POCUS, CHECK OUT THESE HOCUS POCUS SPELLBOOK BROWNIES!

BY JAZMIN WHITMYER

(Recipes based off Chocolate Covered Katie and Baked by Clo)

For the brownies

Ingredients

- 1 cup water (240g)
- 1 tbsp pure vanilla extract (15g)
- 2/3 cup oil (130g)
- 1 cup unsweetened cocoa powder (80g)
- 1 cup flour (120g) (spelt, white, all purpose gluten free, or oat flour)
- 1/2 tsp salt
- 1/2 tsp baking powder
- 1/2 cup brown sugar (90g)
- 2/3 cup white sugar (135g)
- 2 tbsp cornstarch or ground flax seeds (16g)
- 2/3 cup mini chocolate chips (optional)

Instructions

- Whisk the first 3 ingredients, then set aside. (If using flax, whisk it in as well.) Preheat oven to 330F. Grease a 9×13 pan, or an 8×8 pan for thick brownies, or line with parchment paper. In a large mixing bowl, stir all remaining ingredients. Then stir in the liquid ingredients to form a brownie batter. Smooth evenly into the pan. Bake for 18 minutes, or 24 minutes if using an 8×8 pan. The brownies should look underdone when they come out. Let cool, then refrigerate uncovered (or very loosely covered). They start to firm up after a few hours and are nice and sliceable by the next day. The brownies are richer and sweeter the next day as well. After the first day, refrigerate leftovers in an airtight container for up to 4 days, or freeze for up to three months.

For Ganache:

Ingredients

300 g Lovett's chocolate or similar*, finely chopped (10.5 oz)
120 ml Unsweetened soy milk** (½ cup)

Instructions

Pour a couple of inches of boiling water into a small saucepan. Place a slightly larger bowl over the saucepan so that it sits nicely on the rim. Make sure the water isn't touching the bottom of the bowl.

Place the pan onto the stove on a low heat.

Add the chopped chocolate and the soy milk into the bowl. Stir gently until the chocolate has completely melted and there are no lumps left. Remove from the heat.

Allow the bowl of ganache to sit at room temperature for around 1 hour until firm. If it's still too soft to pipe, just pop it into the fridge until it has reached your desired consistency.



HOCUS POCUS COOKIES

BY JAZMIN WHITMYER

(Recipe inspired by Nora Cooks)

Ingredients

- 3/4 cup vegan butter, slightly softened
- 3/4 cup granulated sugar
- 2 tablespoons unsweetened plant milk soy, almond or oat milk
- 1 tablespoon cornstarch
- 1 teaspoon vanilla extract
- 1/4 teaspoon almond extract optional, but good
- 2-2 1/4 cups all purpose flour, divided
- 1/2 teaspoon baking powder
- 1/2 teaspoon salt
- Black cat Pillsbury doughboy cookies

Instructions

1. In a large bowl either using a handheld or stand mixer fitted with the paddle attachment, beat the vegan butter for about 1 minute until creamy and smooth. Add the sugar and beat on high speed for 2-3 minutes until fluffy and light.
2. Now add in the milk, cornstarch, vanilla and almond extract (if using). Beat on high until it is all fully combined, about 1 minute. Scrape the sides of the bowl as needed.
3. Add 1 cup of the flour to the wet mixture. Sprinkle the baking powder and salt on top of the flour. Mix on low speed, until just combined. Now add 1 more cup of the flour and continue to mix on low until just combined; don't over mix.
4. The dough should feel similar to play dough when you work it in your hands, but it will look crumbly in the bowl. If it seems too wet for rolling, add another 1/4 cup of flour. You want the dough to be thick, but not dry. I always use the full 2 1/4 cups of flour. If the dough is too wet, your cookies will spread.
5. Using a spatula, scoop all of the dough out of the bowl; use your hands if needed to push it all together. Divide the dough into 3 even parts
6. Color the sections orange, green, and purple
7. On a flat surface, add a sheet of parchment paper. Sprinkle a little flour on it. Sprinkle a little flour on top of the dough, and roll it out to about 1/4 inch thickness. Place a sheet of parchment paper on top. Repeat for the other 2 colors, then stack them with parchment paper. Chill in the refrigerator for at least 1 hour or overnight.
8. Set them on them on the counter for 10 min while you preheat the oven to 350F. Stack each sheet of cookie dough on top of each other then roll the stack. Cut your dough into even pieces and place a black cat in the center of each one. Place them on parchment lined baking sheets a little bit less than an 1in apart from each other.
9. Bake each sheet for 8-10 min then let them cool on a wire rack for 5 minutes before serving.





Halloween: it's not just for candy anymore!— and it's not because we are teenagers — it's for controllers too. As the 31st gets closer, these games are here to make your night unforgettable, whether you are hunting ghosts, exploring gothic castles, or chilling with some friends!

Starting with a popular one, Resident Evil Village — yes, the one with the tall vampire lady — mixes gothic horror, action and mystery to create a good survival horror that you will definitely enjoy. It follows Ethan Winters—the same protagonist from Resident Evil 7: Biohazard— who looks for his kidnapped daughter in a mysterious Eastern European Village.



B.S

Phasmophobia is another of my favorite recommendations. A cooperative, paranormal investigation game that explores ghost hunting contracts where your goal is to identify the type of ghost that haunts your location and complete other objectives. — Really, who doesn't want to be a ghost hunter during Halloween? —



R.P

Resident Evil 4 is one of my favorite games from the Resident Evil franchise. Compared to the two games before it, Resident Evil 2 and 3, it is much more open world; instead of being trapped in the Raccoon City police department, we continue following rookie cop turned secret service Leon Scott Kennedy, who has been tasked with rescuing the president's daughter from a cult located in Spain.



B.S

Silent Hill 2 is another one of Capcom's masterpieces that introduced me to the games in the first place. You follow James Sunderland, who receives a letter from his wife, Mary, who has been dead for three years, requesting that he find her in the foggy town of Silent Hill located in Maine. One of the many things Silent Hill is known for its vast amounts of fog, which contribute to the game's spooky atmosphere. You follow James as he tries to find his wife in this town full of grotesque monsters and find out more about him and the ghosts of his past.



R.P

MEET THE BUCCANEER STUDENT NEWSPAPER STAFF

Faculty Advisor

Meaghan McDavitt

Chief Executive Council

Maggie Ngo, Ray Pair, Katelynn Parker, Phoebe Rubinstein

Editors

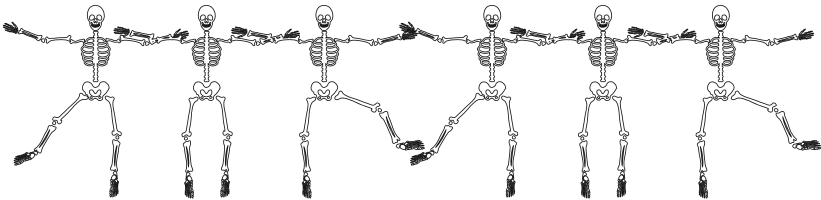
Rosie Conway, Maggie Ngo, Ray Pair, Phoebe Rubinstein, Bren Schlupp, Jazmin Whitmyer

Staff Writers

Peyton Afanador, Fabiana Ancheta, Maggie Ngo, Phoebe Rubinstein, Bren Schlupp, Ella Trieste, Jazmin Whitmyer

Artists

Bren Schlupp, Ray Pair



Flip to reveal answers!

7. NERDS

3. SOURPATCHKIDS; 4. TWIZZLERS; 5. HERSHEYS;
BUTTERFINGER; 8. REESES; 9. TWIX; 1. SNICKERS;

CROSSWORD ANSWERS: 2. KITKAT; 6.

CONNECTIONS ANSWERS: Harvest, Super, Blood, Blue →
____ MOON; Pumpkin, Leaves, Foxes, Marigolds → CLASSIC
ORANGE THINGS; Spice, Chai, Cinnamon, Ginger → FALL
FLAVORS; Maple, Willow, Walnut, Locust → TREE VARIETIES

What's *your* scoop?!

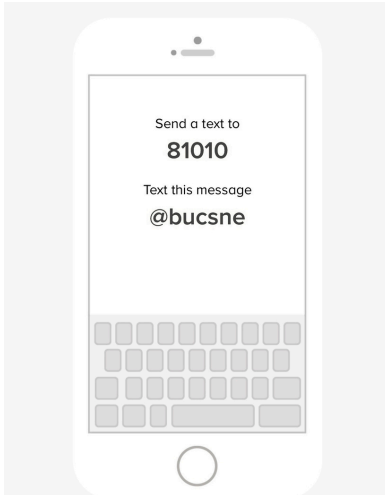


Join us for our next meeting!

November 13th

2:30 PM

Room 245



**...OR join our
Remind**



Got an article idea?

mmcdavitt@rbrs.org