



K-12 Assessment Data Spring 2025

Lauren Santabarbara
Assistant Superintendent for Curriculum, Instruction, and Assessment
October 28, 2025

Critical Thinking
 Authentic Projects
 Math in Focus K-6
 NGSS
 Phonics/PA
 Co-teaching
 SPIRE
 MTSS
 DBI



The Board of Education of the Rye City School District understands that a world class education requires hard work, collaboration and dedication from everyone in the community. We take our responsibility of overseeing the academic and social-emotional development of our children in an equitable, inclusive environment very seriously. We are genuinely grateful to the faculty, staff, administration, families, and community for all of the hard work and support provided every day to educate our children to the highest of national and State standards.

Therefore, the Board of Education has developed *The Rye Commitment* – assurances to students, faculty, staff, administration, and the community that we will support the important work of our schools.



TO STUDENTS:
 We will provide the necessary support for you to receive an education that helps you become critical thinkers, effective communicators, collaborators, creative problem solvers and caring individuals who positively contribute to a diverse global environment.



TO FACULTY, STAFF, AND ADMINISTRATION:
 We will support you and our collective pursuit of excellence through ongoing professional learning that is high quality, relevant, meaningful, and allows us to evolve and expand our practices.




TO THE COMMUNITY:
 We will reflect upon our work, seek feedback, always strive for improvement, and ask you to engage in meaningful discussions about our programs and all that we do to create and support an equitable, inclusive, fiscally responsible school system.


Faculty Meetings
 Sup Conf Days
 In-service Courses
 Department Meetings
 Grade Level Meetings
 Curriculum Design

COMMITTED TO RYE SCHOOLS

Adopted October 2024



Multiple Assessment Measures



Local Assessments

K-5 Reading Running Records
K-2 Phonological Awareness
K-12 Unit Assessments



NYS Assessments

Grades 3-8 ELA
Grades 3-8 Math
Grade 3 and 5 Science
Regents

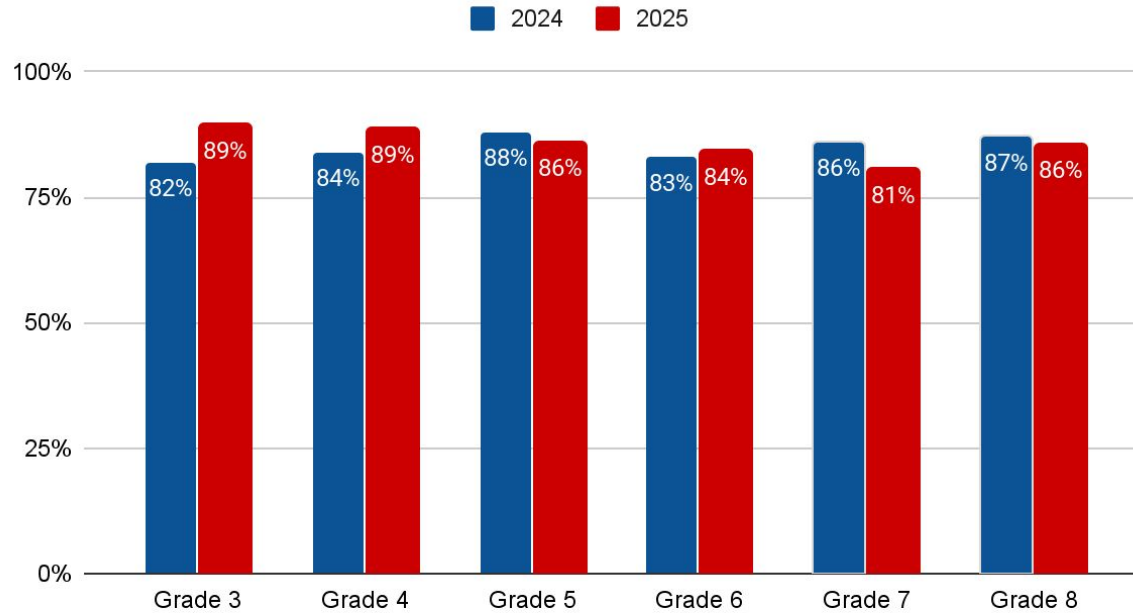


NWEA

Grades K-8 Reading
Grades K-8 Math
3 x per year

NYS ELA Assessment Grades 3-8

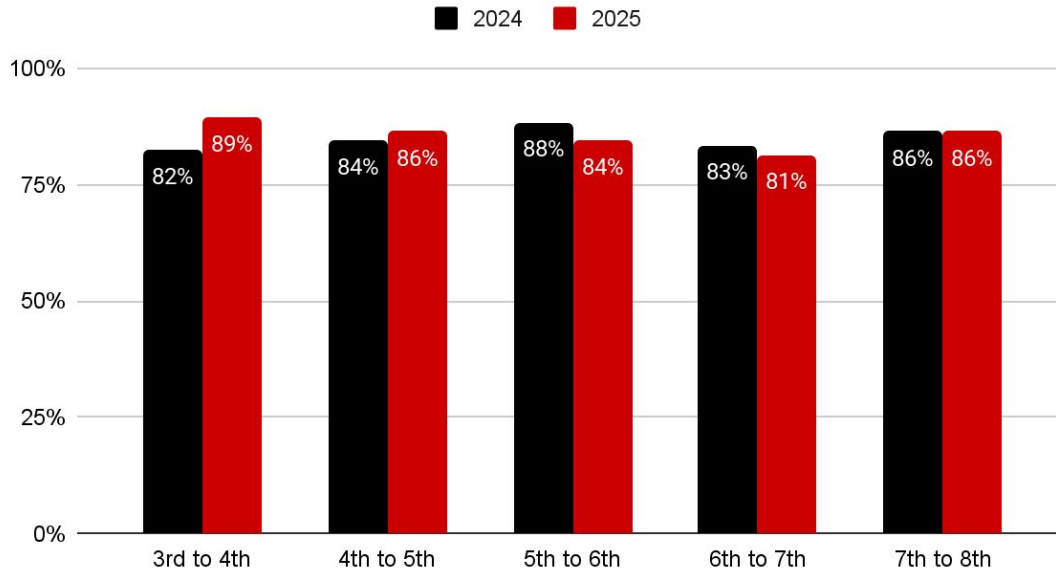
% of students at levels 3 & 4



ELA Spring 2024 to 2025 Comparison



NYS ELA Assessment Grades 3-8 Cohort Comparison

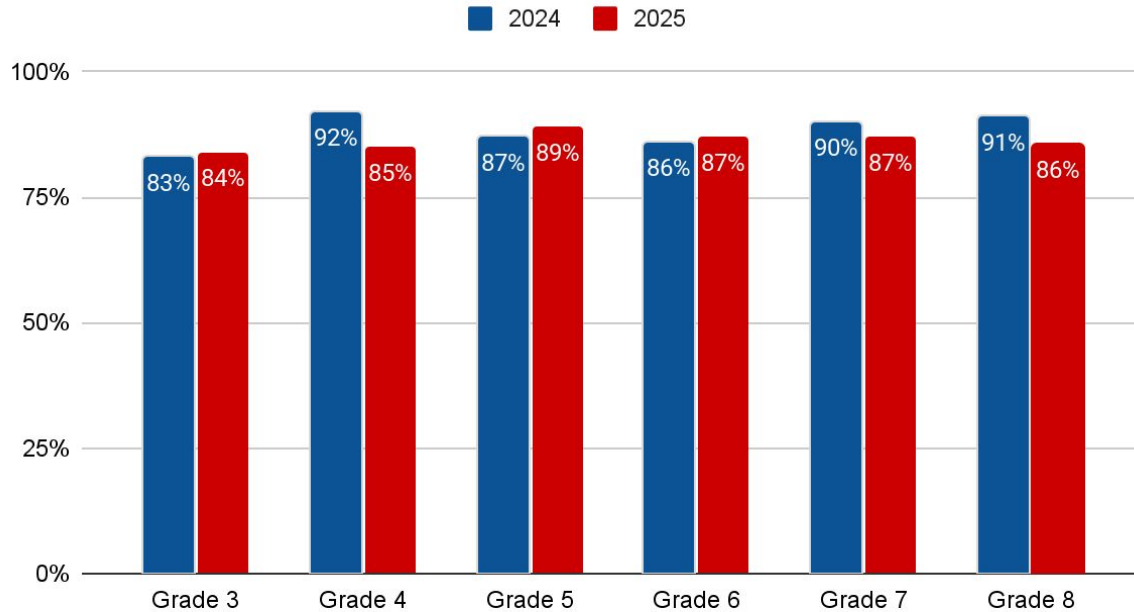


ELA Cohort Comparison



NYS Math Assessment Grades 3-8

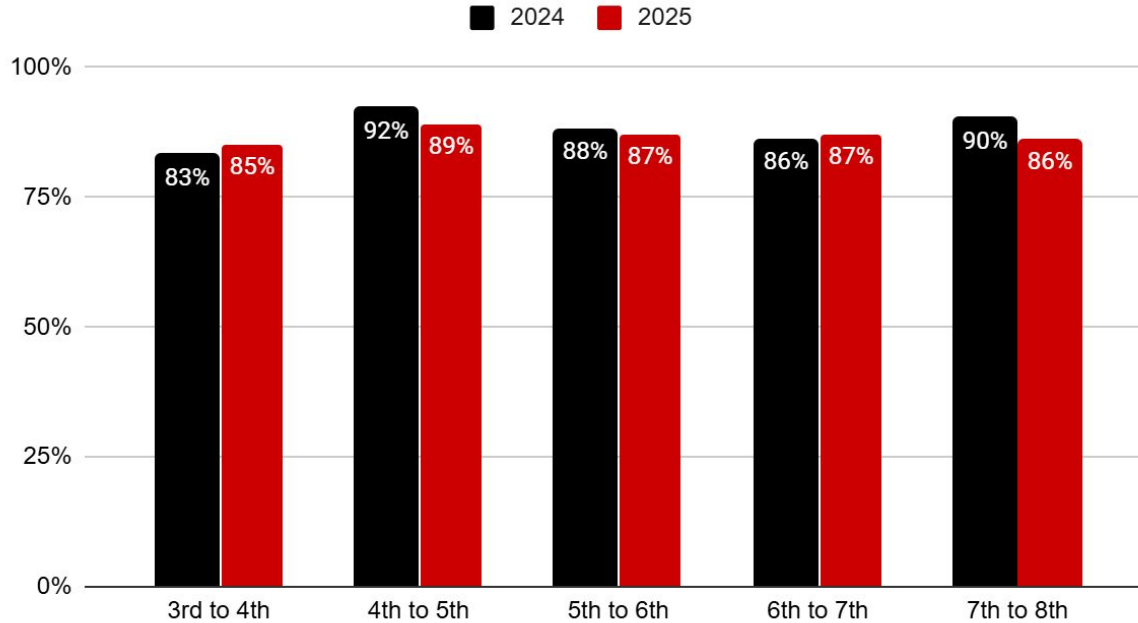
% of students at levels 3 & 4



Math Spring 2024 to 2025 Comparison



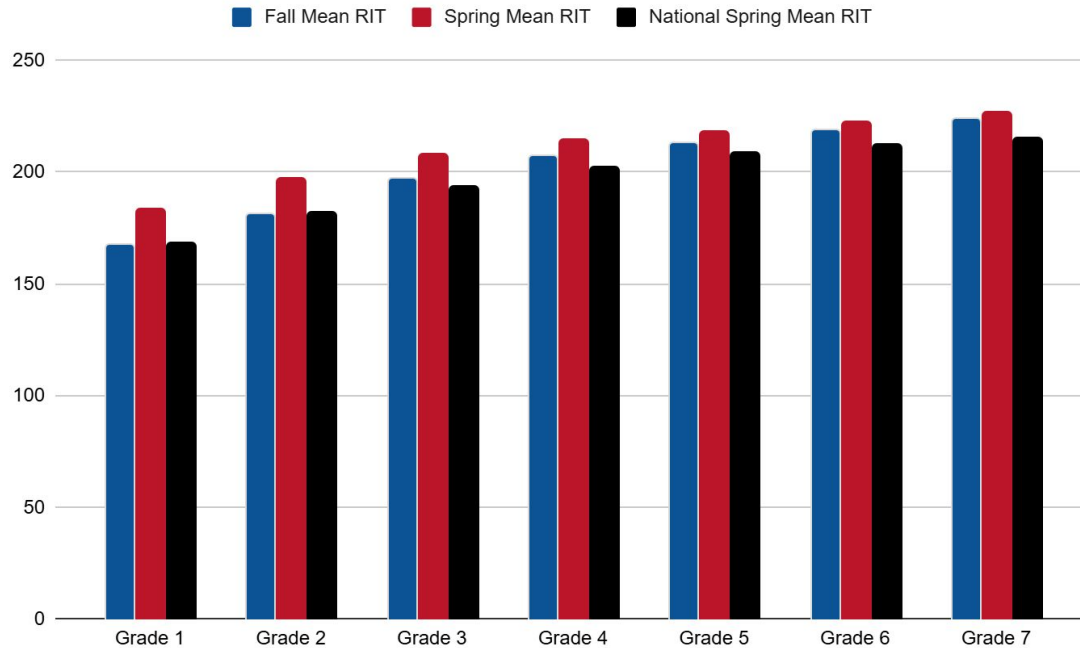
NYS Math Assessment Grades 3-8 Cohort Comparison



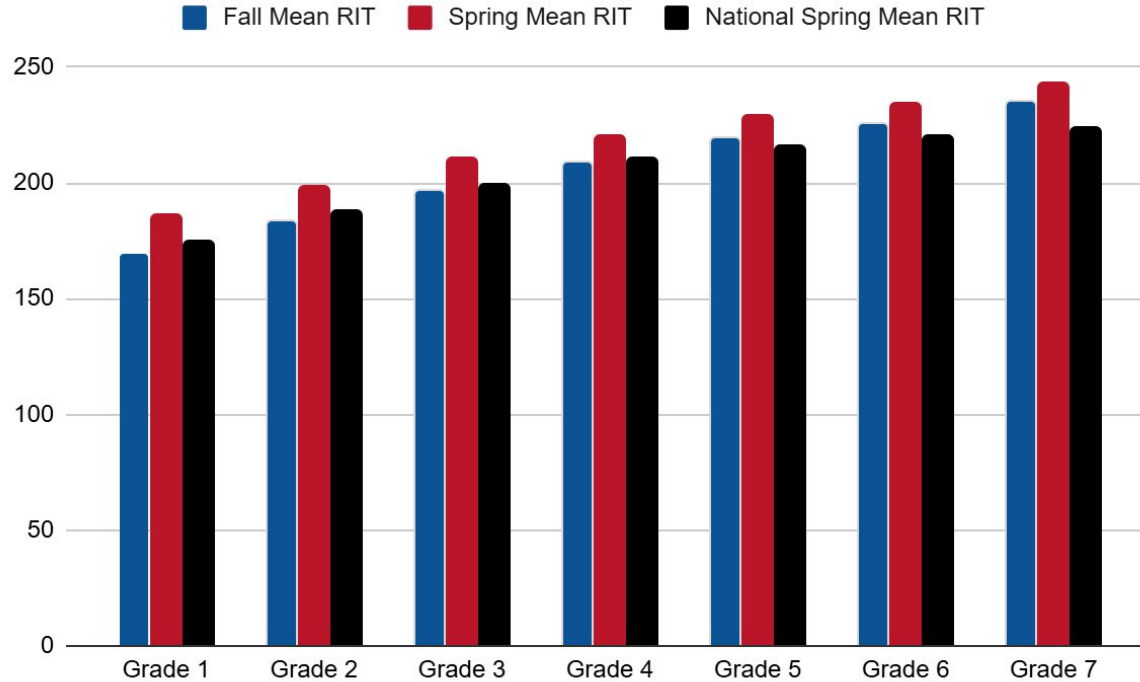
Math Cohort Comparison



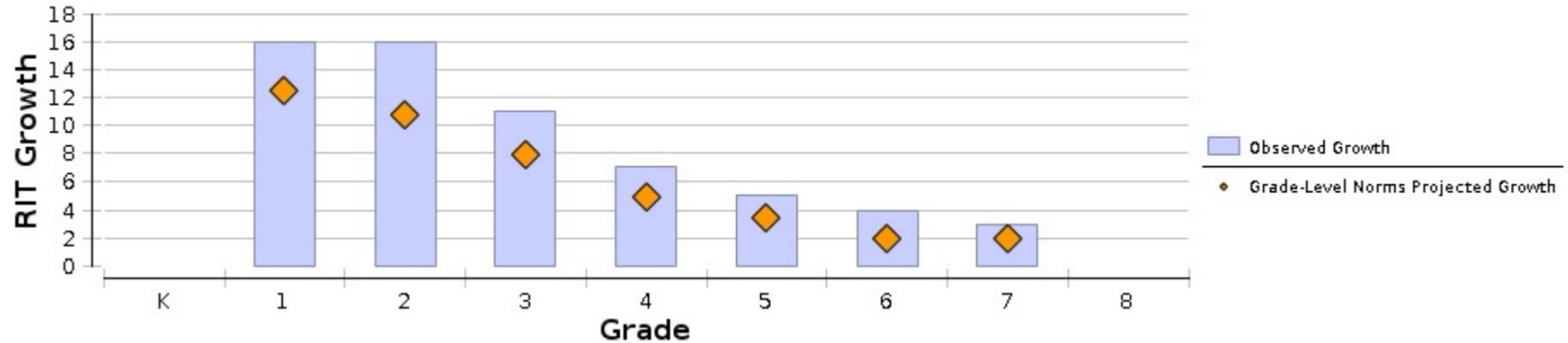
NWEA Reading Mean RIT Scores Grades 1-7, 2024-2025



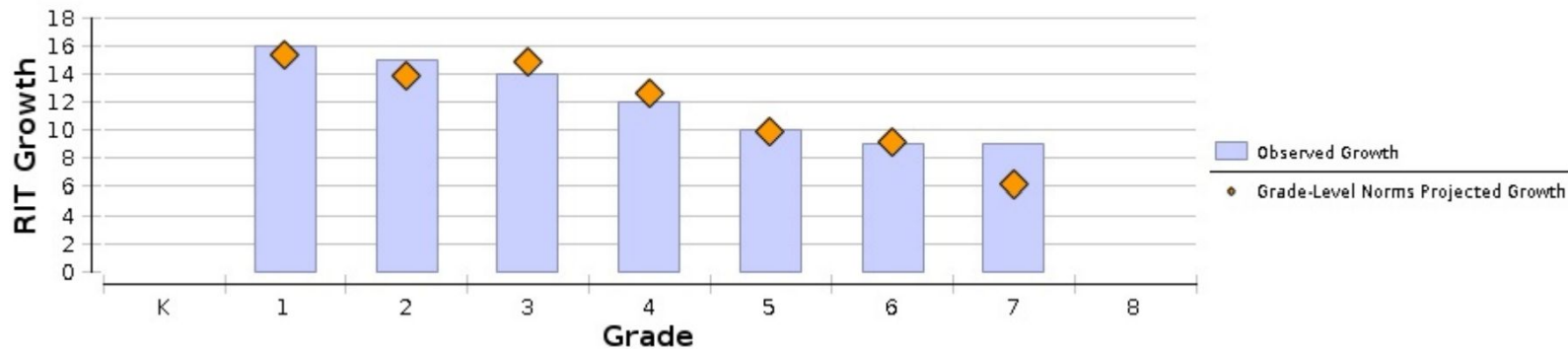
NWEA Math Mean RIT Scores Grades 1-8, 2024-2025



NWEA Reading Growth Fall 2024 to Spring 2025

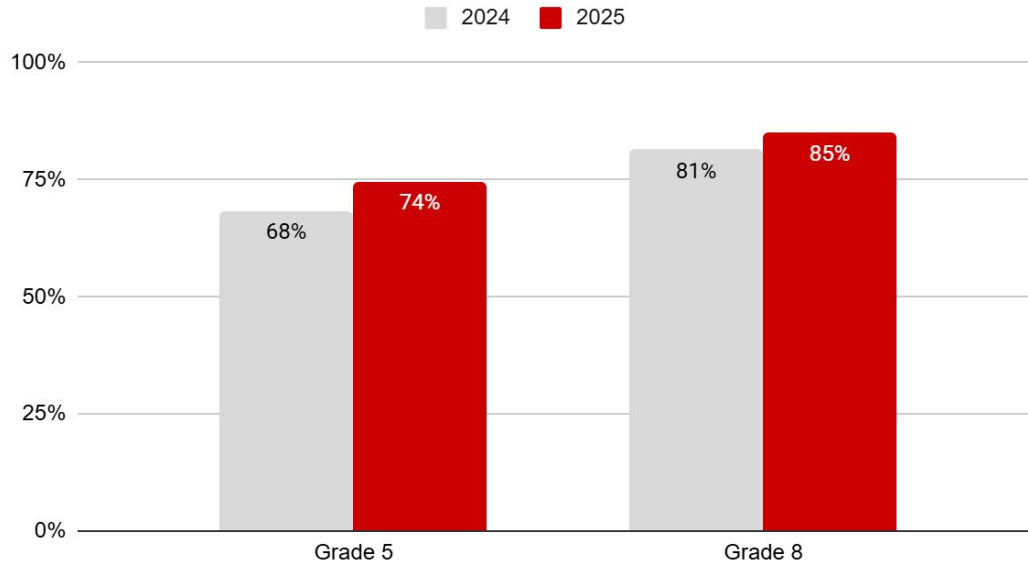


NWEA Math Growth Fall 2024 to Spring 2025



NYS Science Assessment Grades 5 & 8

% of students at levels 3 & 4

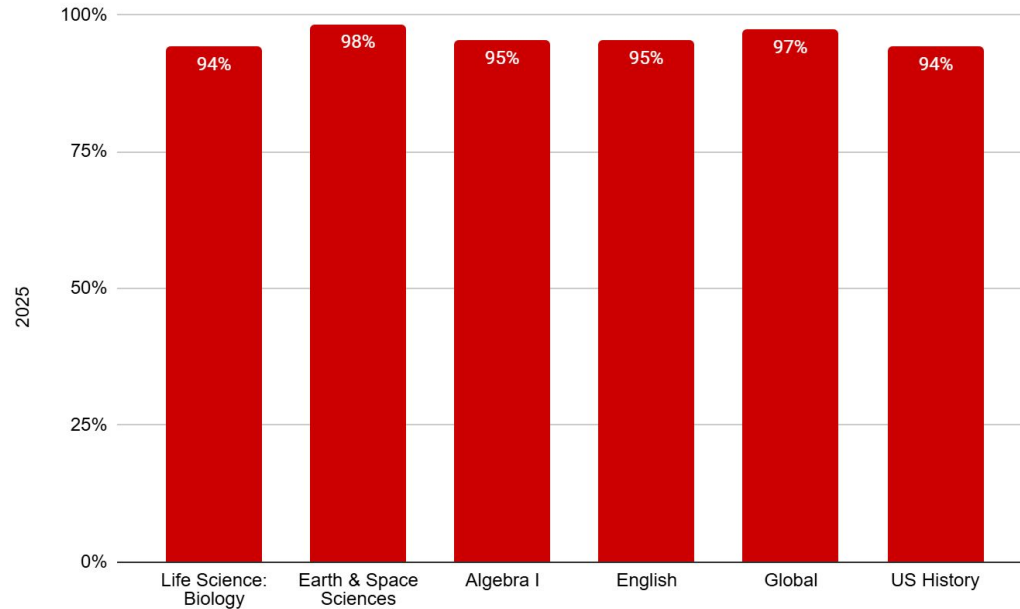


Science Spring 2024 to 2025 Comparison



NYS Regents 2025

% of Students Scoring Level 3 and Above



AP Results 2025

Subject	Total Exams	% of 3 or more	% of 4 or more	Average Score
Art (Studio)	18	100%	78%	4.06
Art History	1	100%	100%	5.00
Biology	19	100%	95%	4.53
Calculus AB	45	82%	58%	3.60
Calculus BC	35	100%	86%	4.57
Chemistry	79	92%	53%	3.57
Computer Science	53	98%	85%	4.19
Economics-Macro	77	52%	17%	2.62
English Lang/Comp	135	94%	80%	4.09
English Lit/Comp	49	94%	61%	3.85

AP Results 2025 (continued)

Subject	Total Exams	% of 3 or more	% of 4 or more	Average Score
Env. Science	39	92%	69%	3.85
French	6	100%	50%	3.83
Physics 1	34	97%	82%	4.24
Psychology	121	83%	59%	3.54
Spanish Language	34	97%	76%	4.18
Statistics	39	100%	82%	4.33
US Gov't & Politics	139	88%	64%	3.82
US History	153	94%	74%	3.96
World History	181	93%	84%	4.16

AP Students Historical Data 2021-2025

Year	AP Candidates	Number of Exams Taken	% Scoring 3+
2021	473	977	75%
2022	535	1165	78%
2023	547	1176	79%
2024	521	1162	85%
2025	562	1328	89%



Key Takeaways

- Our students are performing well on both academic achievement and academic growth
- The student growth indicates that our professional learning efforts are having a positive impact overall
- Continuous strengthening of our early literacy program is benefiting our students
- We will continue to analyze regional and state question indicators to review our curriculum and to ensure proper placement of skill acquisition
- More students are taking AP exams resulting in greater academic exposure and ultimately, higher achievement levels

