



Mountainside Middle School Scorecard

Reading

66th

Achievement
Percentile
Nat'l Avg = 50th

58th

Growth
Percentile
Nat'l Avg = 50th

MAP Reading Measure
Fall 2024-
Spring 2025

Mathematics

65th

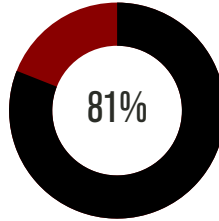
Achievement
Percentile
Nat'l Avg = 50th

57th

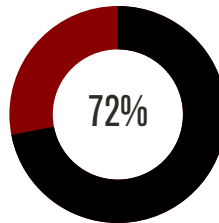
Growth
Percentile
Nat'l Avg = 50th

MAP Math Measure
Fall 2024-
Spring 2025

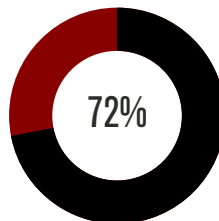
State Assessments



Percent of Students Showing Foundational
Grade Lvl Knowledge and Above in ELA
State Avg = 71%
2025 Spring SBA, Grades 6-8

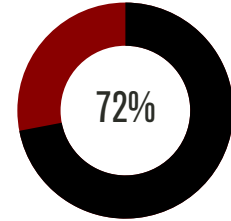


Percent of Students Showing Foundational
Grade Lvl Knowledge and Above in Math
State Avg = 63%
2025 Spring SBA, Grades 6-8



Percent of Students Showing Foundational
Grade Lvl Knowledge and Above in Science
State Avg = 63%
2025 Spring WCAS, Grade 8

Regular Attendance



Percent of Students Averaging
Less Than Two Absences Per Month
State Avg = 73%
2023-24, All Grade Levels

Teacher Avg Yrs Experience

12.9 Years

Avg Years of
Classroom Experience
State Avg = 13.2

Student-to-Teacher Ratio



14.6 : 1
State Avg = 16.0 : 1

776

Student Enrollment

53

Classroom Teachers

Mountainside Middle School

4717 E Day Mt Spokane Rd
Colbert, WA 99005
509-465-7400
mountainsidems.mead354.org