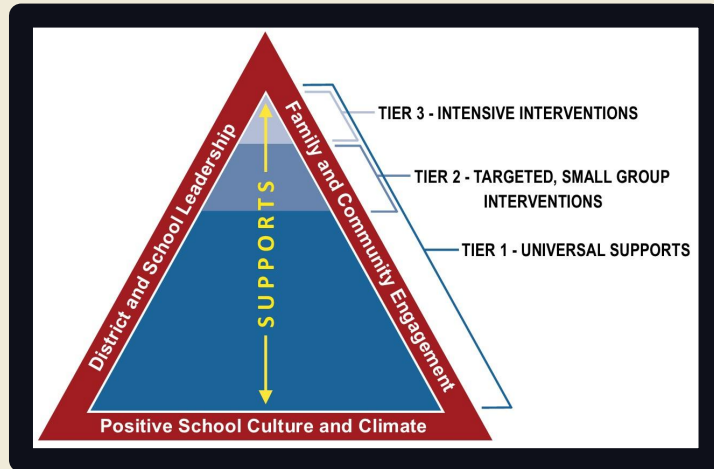



NJTSS Tiered System of Support Guide

i-Ready Screening Instructions K-3



B



	Fall	Winter	Spring
Literacy Task Administered	9/8/25-9/22/25	1/29/26-2/12/26	4/28/26-5/1/26
Adaptive Assessment	9/22/25-9/29/25	1/21/26-1/28/26	<u>Grade 3</u> 3/10/26-3/17/26 <u>K-2</u> 4/20/26-4/27/26-
Dyslexia Risk Screening (identified students only) and NJTSS Tiered Intervention plans created	9/30/25-10/03/25	2/17/26-2/24/26	5/4/26-5/8/26


Parent letter notification of screening are sent home by the Board of Education.

Literacy Tasks will be assigned and administered to

ALL students in grades K-3

by the Teachers with support of Title I Interventionists.

[Click here for directions](#)



Literacy Tasks

[K-3 Quick Guide Link](#)

Tasks for Early Literacy Screening			
Grade	Fall Tasks	Winter Tasks	Spring Tasks
Grade K	Letter Naming Fluency of Mixed-Case Letters (Form 1)	Letter Naming Fluency of Mixed-Case Letters (Form 2)	Letter Naming Fluency of Mixed-Case Letters (Form 3)
Grade 1	Grade 1 Word Recognition Fluency (Form 1)	Grade 1 Passage Reading Fluency (Form 2)	Grade 1 Passage Reading Fluency (Form 3)
	Letter Naming Fluency of Mixed-Case Letters * (Form 4)		
Grade 2	Grade 2 Passage Reading Fluency (Form 1)	Grade 2 Passage Reading Fluency (Form 2)	Grade 2 Passage Reading Fluency (Form 3)
Grade 3	Grade 3 Passage Reading Fluency (Form 1)	Grade 3 Passage Reading Fluency (Form 2)	Grade 3 Passage Reading Fluency (Form 3)

*Task is administered to meet state requirements and provide instructional information but does not factor into Early Literacy Benchmark or Dyslexia Risk Indicator.

Follow the steps below in i-Ready:

- Assess and Teach
- Assessment
- Literacy Tasks
- Assessment Type- Select Benchmark
- **View By- Select All Tasks**
- Choose your task according to the chart above (click bubble next to name)
- Click Assign Literacy Task at the top of the page
- Select population
- Check the class being assessed (reminder ALL K-3 students will be assessed)
- Click review and confirm; then save and close

The Literacy Task must be administered 1:1 digitally (automatically scored)

When administering literacy tasks, print Task Administration Aid for assistance.

Adaptive Assessment Administered

- All homeroom teachers administer the Adaptive Assessment to all students K-3.
- Assessment should be administered in an area quiet and free from distractions.
- Sessions should be no more than 20 minutes.
- Only administer one subject per day
- Students should utilize headphones.
- Teachers should monitor that students are on task.
- If a student is flagged for rushing, the assessment will need to be readministered.

Export of Data - Literacy Tasks

Assessment Department will export all data from adaptive assessment and literacy tasks. The export will be available to download once literacy task scores are entered and after 7:30 AM the next day.

- Reports
- All Exports
- Early Literacy / Dyslexia Risk Screener Export
- Assessment Window (select correct window)
- Create Export (only when all Adaptive Assessments and Literacy Tasks are completed)
- Create export - Go to export to Queue

Export data will group students as follows:

- On Benchmark- (Tier 1 students -performing on level)
- Approaching Benchmark (Will be administered the Literacy Tasks for Dyslexia Risk Screening)
- Below Benchmark (Will be administered the Literacy Tasks for Dyslexia Risk Screening)

Results from Export Shared with Principals- Literacy Tasks

Export data will group students as follows:

- On Benchmark- (Tier 1 students - performing on level)
- Approaching Benchmark (Will be administered the Literacy Tasks for Dyslexia Risk Screening)
- Below Benchmark (Will be administered the Literacy Tasks for Dyslexia Risk Screening)

Dyslexia Screener

Dyslexia Screener will be assigned and administered by the Title I Interventionists with the Reading Specialists to students in grades K-3 who were identified as:

- Approaching Benchmark
- Below Benchmark

[Click here for directions](#)

Direction to Administer the Dyslexia Screener

Utilize the chart below to determine the appropriate tasks to administer.

Tasks for Dyslexia Risk Screening			
Grade	Fall Tasks	Winter Tasks	Spring Tasks
Grade K	Rapid Automatized Naming of Objects (Form 1)	Rapid Automatized Naming of Objects (Form 2)	Rapid Automatized Naming of Objects (Form 3)
		Pseudoword Decoding—Fluency (Form 2)	Pseudoword Decoding—Fluency (Form 3)
Grade 1	Rapid Automatized Naming of Objects (Form 4)	Rapid Automatized Naming of Letters (Form 2)	Rapid Automatized Naming of Letters (Form 3)
	Pseudoword Decoding—Fluency (Form 4)	Pseudoword Decoding—Fluency (Form 5)	Pseudoword Decoding—Fluency (Form 6)
Grade 2	Rapid Automatized Naming of Letters (Form 1)	Rapid Automatized Naming of Letters (Form 2)	Rapid Automatized Naming of Letters (Form 3)
	Pseudoword Decoding—Fluency (Form 7)	Pseudoword Decoding—Fluency (Form 8)	Pseudoword Decoding—Fluency (Form 9)
Grade 3	Rapid Automatized Naming of Letters (Form 1)	Rapid Automatized Naming of Letters (Form 2)	Rapid Automatized Naming of Letters (Form 3)
	Pseudoword Decoding—Fluency (Form 10)	Pseudoword Decoding—Fluency (Form 11)	Pseudoword Decoding—Fluency (Form 12)

Directions to Administer Dyslexia Screener (continued)

In i-Ready:

- Assess and Teach
- Assessment
- Literacy Tasks
- Assessment Type- Select Benchmark
- View By- Select State Screening
- Select the correct window
- Choose your task according to the chart on previous slide (click bubble next to name)
- Click Assign Literacy Task (this is the screener) at the top of the page
- Click students
- Select population
- Select the grade (only select students that were identified as approaching grade level and below benchmark)
- Click review and confirm; then save and close

Export of Data - Dyslexia Screener (Literacy Tasks)

Assessment Department will export all data from i-Ready Literacy Task Decoding Measure and i-Ready Literacy Task Automaticity Measure. The export will be available to download once Literacy Task Decoding Measure and Literacy Task Automaticity Measure scores are entered and after 7:30 AM the next day.

- Reports
- All Exports
- Early Literacy / Dyslexia Risk Screener Export
- Assessment Window (select correct window)
- Create Export (only when all Adaptive Assessments and Literacy Tasks are completed)
- Create export - Go to export to Queue-
-

Export data will group students as follows:

- No Risk (These students will be added the Tier 1- On Benchmark group from Literacy Task Export)
- Some Risk (Tier 2)
- At Risk (Tier 3)

Results from Export - Dyslexia Screener (Literacy Tasks)

Export data will group students as follows:

- No Risk (These students will be added the Tier 1- On Benchmark group from Literacy Task Export)
- Some Risk (Tier 2)
- At Risk (Tier 3)

Teacher Perspective:

Teachers should be given an opportunity to review lists and determine if there are any special circumstances that may decide if a tier change is needed.

- Language barrier
- Personal circumstances
- Previous retention
- Other

Parent letters to be sent home for students who are identified as

- Some Risk
- At Risk

Note: School district must provide written notification of a student's results of the Universal Literacy Screening within 30 days of close of initial screening period.

Intervention Plans

Tier 1 - Enrichment Plans prepared by NJTSS Team.

Tier 2- Prepared by I&RS Team based on domain groups.

Tier 3 - Prepared by Title I Interventionists based on domain groups. (For the fall cycle, Kindergarten plans will be prepared by I&RS Team. Fall Tier 3 instruction will be provided by the teacher. Title I Intervention will begin after the Winter Benchmark)

Note: Teachers (Tier 2) and Title I Interventionists (Tier 3) will teach domain specific skills as outlined in the tiered plans.

Progress Monitoring- Fall Grade 1

Bi-weekly progress monitoring for Fluency (at grade level)
Completed in i-Ready and charted in Linkit!

Grade 1- PA- Phoneme Segmentation Fluency (PSF)

	Below	On	Above
1-Fall	24 or <	25-40	41 or >

Grade 1- PH Pseudoword Decoding- Fluency (PWD-F)

	Below	On	Above
1-Fall	4 or <	5-14	15 or >

Grade 1- HFW Word Recognition Fluency Task (WRF)

	Below	On	Above
1-Fall	6 or <	7-20	21 or >

Progress Monitoring (Continued)

Bi-weekly progress monitoring for Passage Reading Fluency (at grade level)
Completed in i-Ready and charted in Linkit!

Grade 2 Passage Reading Fluency Task (50th- 75th Percentile Range)

Task	WCPM Target	Score
2-Fall	50 or > wcpm	
2-Winter	84 or > wcpm	
2-Spring	100 or > wcpm	

Grade 3 Passage Reading Fluency Task (50th- 75th Percentile Range)

Task	WCPM Target	Score
3-Fall	83 or > wcpm	
3-Winter	97 or > wcpm	
3-Spring	112 or > wcpm	

See next slide for further instructions.

After one Tier 3 intervention period has been completed and student is not showing growth through progress monitoring, then complete form below.

See Dyslexia Risk Referral Form in Linkit!

Directions for Setting up Progress Monitoring Period Grades K

In i-Ready:

- Assess and Teach
- Assessment
- Literacy Tasks
- Assessment Type- Select Progress Monitoring
- Create Progress Monitoring Period- select grade and select student, Click next
- Select Type: [See next slide](#)
- Select Period Start Date (provided by admin)
- Frequency: Every Two Weeks
- Enter Number of Weeks (provided by admin)
- Enter Content Grade Level (if applicable), click next
- Save and Close

See [Slide 21](#) for directions to administer progress monitoring.

Directions for Setting up Progress Monitoring Period Grade K- Fall

Tiered plans and progress monitoring will be based on the chart below beginning with students' lowest domain as per Dyslexia Screener Export:

- **PSF:** Phoneme Segmentation Fluency
- **PWDF:** Pseudoword Decoding–Fluency
- **LSF:** Letter Sound Fluency
- **WRF:** Word Recognition Fluency
- **PRF:** Passage Reading Fluency

Lowest Domain	Grade K*		
PA	PSF		
PH	LSF		
HFW	WRF		

Note: Plans will be created based upon the students lowest domain. For example: If Phonological Awareness is their lowest domain, skills will be taught targeting Phoneme Segmentation Fluency (PSF) and will be progress monitored utilizing the PSF tasks for progress monitoring.

Directions for Setting up Progress Monitoring Period Grades 1 Fall Only

In i-Ready:

- Assess and Teach
- Assessment
- Literacy Tasks
- Assessment Type- Select Progress Monitoring
- Create Progress Monitoring Period- select grade and select student, Click next
- Select Type: [See next slide](#)
- Select Period Start Date (provided by admin)
- Frequency: Every Two Weeks
- Enter Number of Weeks (provided by admin)
- Enter content grade level (if applicable), click next
- Save and Close

See [Slide 21](#) for directions to administer progress monitoring.

Directions for Setting up Progress Monitoring Period Grade 1- Fall Only

Tiered plans and progress monitoring will be based on the chart below beginning with students' lowest domain as per Dyslexia Screener Export:

- **PSF:** Phoneme Segmentation Fluency
- **PWDF:** Pseudoword Decoding–Fluency
- **LSF:** Letter Sound Fluency
- **WRF:** Word Recognition Fluency
- **PRF:** Passage Reading Fluency

Lowest Domain		Grade 1	
PA		PSF	
PH		PWD–F	
HFW		WRF	

Note: Plans will be created based upon the students lowest domain. For example: If Phonological Awareness is their lowest domain, skills will be taught targeting Phoneme Segmentation Fluency (PSF) and will be progress monitored utilizing the PSF tasks for progress monitoring.

Directions for Setting up Progress Monitoring Period

Grade 1 Winter/Spring

Grade 2 and Grade 3 Fall/Winter/Spring

In i-Ready:

- Assess and Teach
- Assessment
- Literacy Tasks
- Assessment Type- Select Progress Monitoring
- Create Progress Monitoring Period- select grade and select student, Click next
- Select Type: **Passage Reading Fluency (on grade level)**
- Select Period Start Date (provided by admin)
- Frequency: Every Two Weeks
- Enter Number of Weeks (provided by admin)
- Select grade level, click next
- Save and Close

Administering Progress Monitoring

Grade K

Grade 1 Winter/Spring

Grade 2 and Grade 3 Fall/Winter/Spring

In i-Ready:

- Assess and Teach
- Assessment
- Literacy Tasks
- Assessment Type- Select Progress Monitoring
- Click on Manage Period tab
- Select Student+
- Click on Form Order & Materials to Print Student copy/directions
- Click create session, then actions, then Administer Digitally
- Click task results and complete assessment