

Name: _____

Week 12

KINDERGARTEN NEWSLETTER

October 27-31, 2025



What are we learning this week?

Reading/Language Arts


- Students will explore the question, "What do people use to do their jobs?"
- Vowel "Oo" is our letter of the week.
- Students will read words with the letter O and practice writing O.
- The high frequency word this week is "you", "on" and "not"
- Students will create and read words with the short vowels a, i, and o.
- Students will continue to practice writing sentences.
- Books that will be read this week include Whose Shoes?, "Little Juan and the Cooking Pot", "Workers and Their Tools", and "Tom on Top!"

Math


- In Math this week, we will compare numbers to 10.

Social Living


- The students will read stories and discuss different places.
- Students will discuss different ways of transportation.



Halloween



*Be safe
and have
fun trick or
treating!*



SAVE THE DATE!

*Kindergarten will host
Thanksgiving School Mass
on 11/21 at 9am.*

Calendar

11/4: 9am - Mass
11/4: Picture Retakes
11/11: 9am - Mass
11/11: Veterans' Day Assembly
11/11-11/13: Fall Theatre Production: Annie
11/18-11/20: St. Nick's Workshop
11/21: 9am - School Mass (Kindergarten Hosts)

November 24th-28th
Thanksgiving Holidays

Give
Thanks

Homework

- Read Word Lists and Sentences each night and initial that you practiced.
- Letter Oo page
- Math pages: 153 and 154

Kindergarten-Week 12 Word List

High Frequency Words

the
see
we
a
can
I
and
like
to
go
you

Bonus Words

ran	ride
an	ate
that	in
am	into
at	big
three	will
so	no
on	not

Short "a" "i" "o" CVC Words

on
top
pot
mop
stop
pat
pop
mom
pit



Flash Cards work great to practice High-Frequency and Bonus Words.

Practice Reading Sentences

I can see mom and dad hop!

We like to pop it.

Can you see the spot?

Mom and I can stop and sit.

Please initial each day you practice:


M: _____

Tu: _____

W: _____

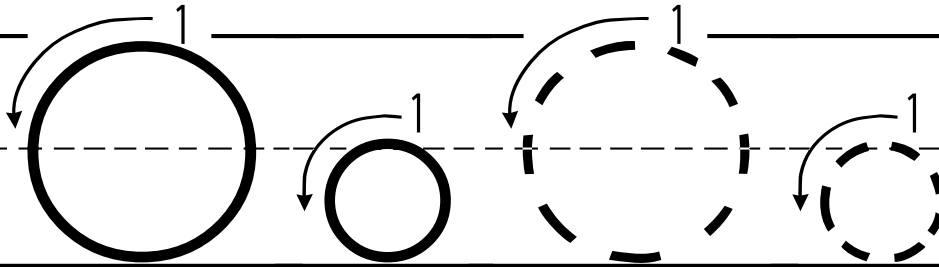

Th: _____

Name: _____



Choose 3 pictures that have the beginning sound of /o/.
Cut and paste them into the boxes. Color the pictures.

The o says /o/ like...



--	--	--

©Annie Moffatt @ The Moffatt Girls 2012

