


# New Jersey State Assessment Results

---

NJSLA/DLM Spring 2024 Administration

Presented October 28, 2024



Park Ridge School District  
Park Ridge, NJ


# Test Scores are only a Part of the Park Ridge Story





# K-12 ELA:

We're all language teachers!



# NJSLA Overview

- The NJSLA was first administered in 2019
- Replaced the PARCC exam
- Students take NJSLA in the following grades/subjects:
  - ELA in grades 3-9
  - Math in grades 3-8, and also Algebra I, Algebra II, and Geometry
  - Science in grades 5, 8, and 11
- Statewide testing takes 180 minutes for ELA (150 for Grade 3), 180 minutes for Math, and 180 minutes for Science (240 minutes for Grade 11)
- The NJSLA is a snapshot of learning which attempts to measure New Jersey Student Learning Standards



# Park Ridge District Testing Rates

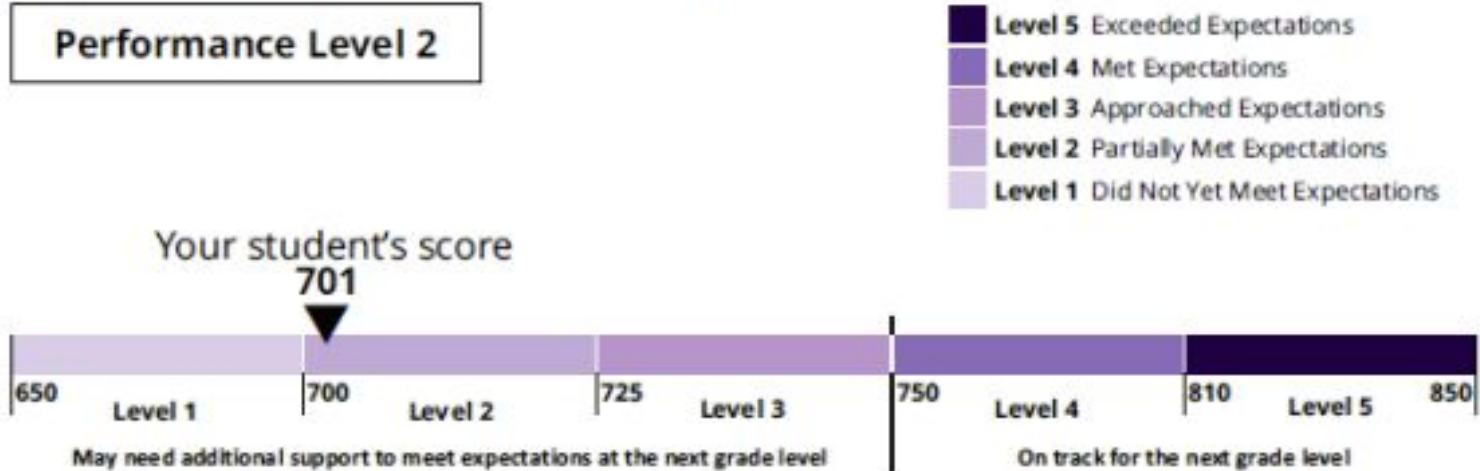
---

ELA03	102/103 (99%)	MAT03	102/103 (99%)	SCI05	94/94 (100%)
ELA04	99/102 (97%)	MAT04	100/103 (97%)	SCI08	76/76 (100%)
ELA05	94/94 (100%)	MAT05	94/94 (100%)	SCI11	87/88 (98.9%)
ELA06	57/59 (96.7%)	MAT06	57/59 (96.7%)		
ELA07	103/103 (100%)	MAT07	104/104 (100%)		
ELA08	75/75 (100%)	MAT08	28/28 (100%)		
ELA09	86/86 (100%)	ALG01	94/94 (100%)		
		ALG02*	<10 (100%)		
		GEO	49/49 (100%)		

# Understanding the scores - ELA/Math

How Did FIRSTNAME Perform Overall?

**Performance Level 2**



For additional information regarding your student's overall performance or the use of Not-Tested or Void codes, please see the Score Interpretation Guide at <https://nj.mypearsonsupport.com>.

# Understanding the scores - Science

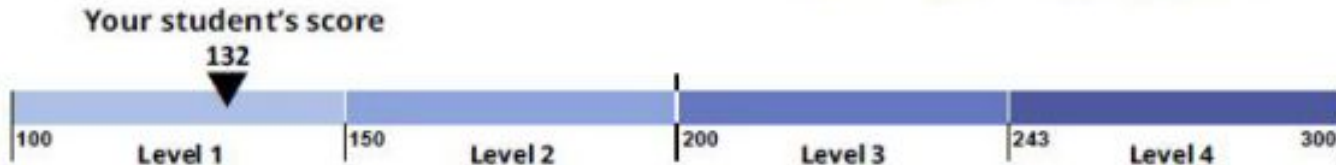
How did **FIRSTNAME001** perform on the NJSLA-S?

Your student's score: **132**

Performance: **Level 1**

**Below Proficient**

- Level 4** (243 – 300) Advanced Proficiency
- Level 3** (200 – 242) Proficient
- Level 2** (150 – 199) Near Proficiency
- Level 1** (100 – 149) Below Proficient



**FIRSTNAME001's score on the NJSLA-S indicates that your student is at Level 1.**

Students who are at Level 1 demonstrated a minimal understanding of the New Jersey Student Learning Standards-Science (NJSLS-S) by misinterpreting information from a variety of sources (e.g., text, charts, graphs, tables) and inconsistently applying the knowledge gained from scientific investigations to develop incorrect explanations or models of observed phenomena. The students had difficulty choosing and using, even with significant scaffolding, the appropriate tools to make observations and to gather, classify, and present data. The students struggled to use essential information to recognize patterns and relationships between data and designed systems. The students seldom used information to make real-world connections or predictions.



A classroom scene with students at desks. A whiteboard in the background displays 'ELA DO NOW' instructions. A large white circle with a red and yellow horizontal line is overlaid in the center, containing the text 'NJLSA-ELA Scores'.

# NJLSA-ELA Scores

## ELA DO NOW

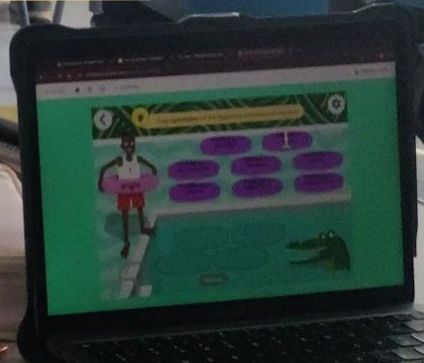
1. Copy HW and get materials.
2. COMPLETE 1 ROUND of Lesson 8 Vocabulary.
3. When you finish, take out your essay organizers an open your google doc from yesterday.
4. Read independently if you have time. Otherwise, sit quietly & stare off to sp  
You have 15 minutes for vocab  
Your essay is organized.

nework  
ding Assessment 11/1  
ing Clue Board Game  
photosynthesis Test Mon.

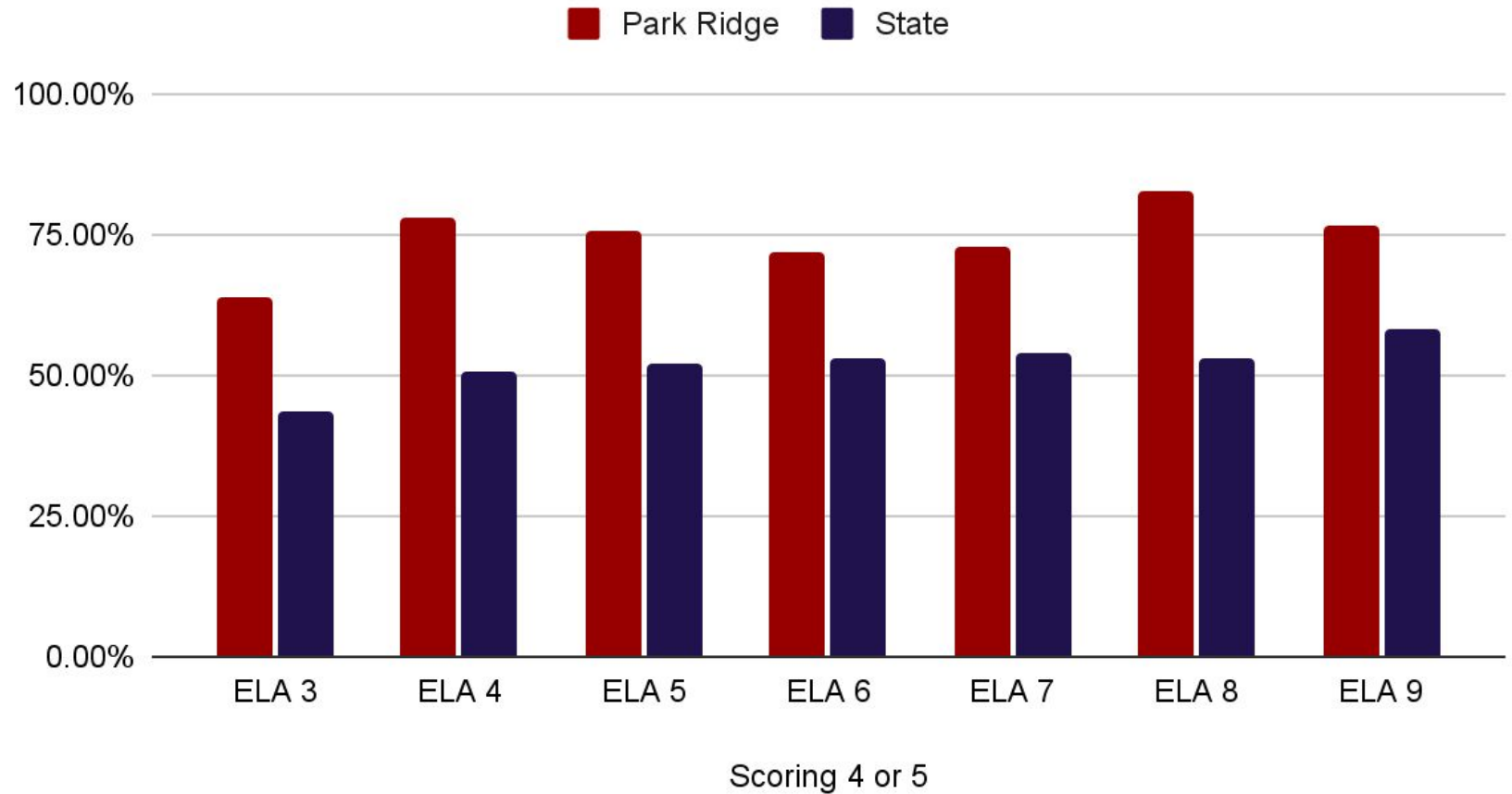
ART Mural Ideas 10/25

Readers identify and  
interpret vivid details &  
descriptions about characters  
-physical -emotional  
-behavioral -personality

Recycling  
Garbage  
Paper and  
Cardboard  
Plastic  
Metal  
Glass



## ELA Scores PRSD and State

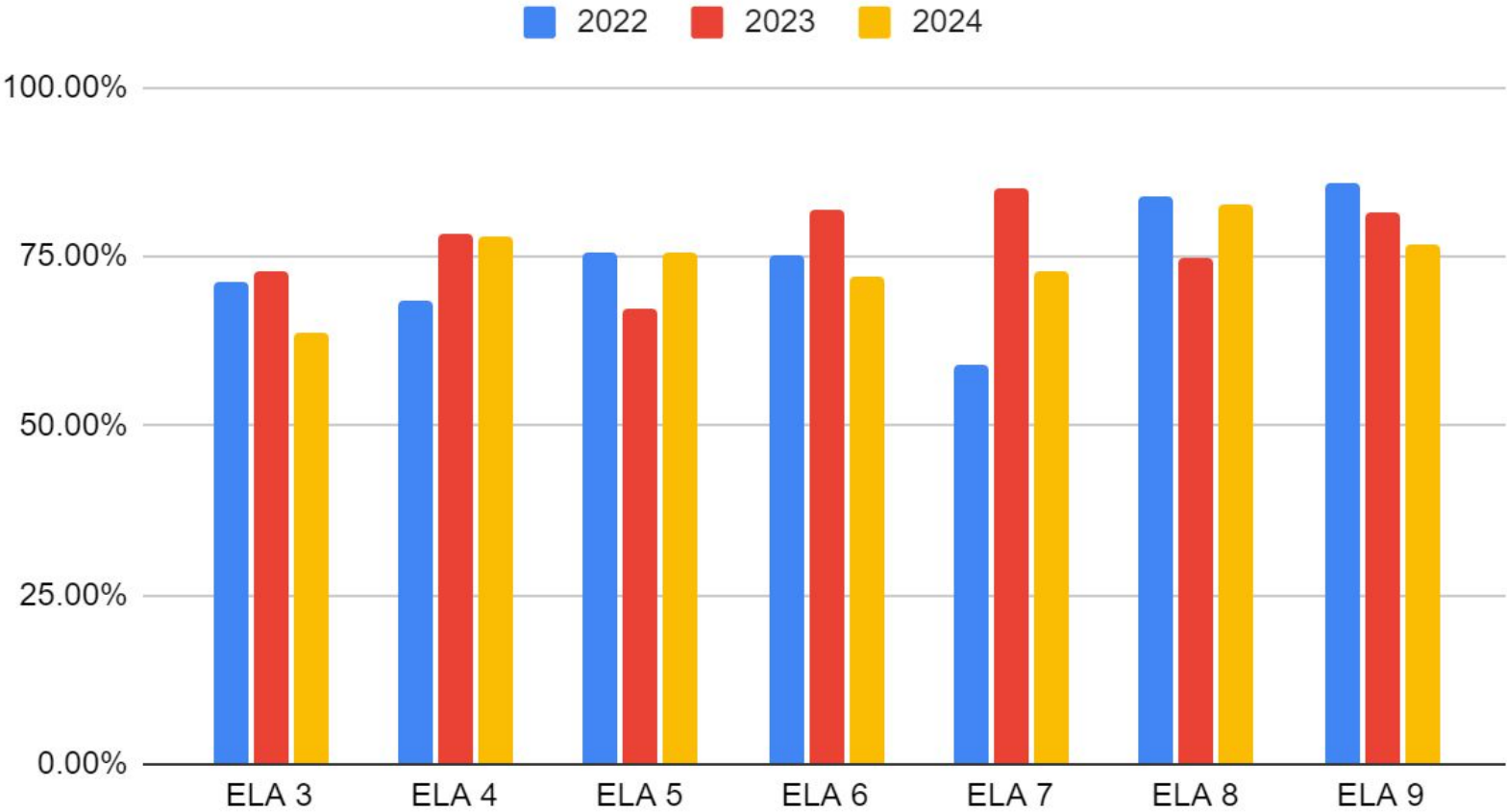


# ELA Score Detail

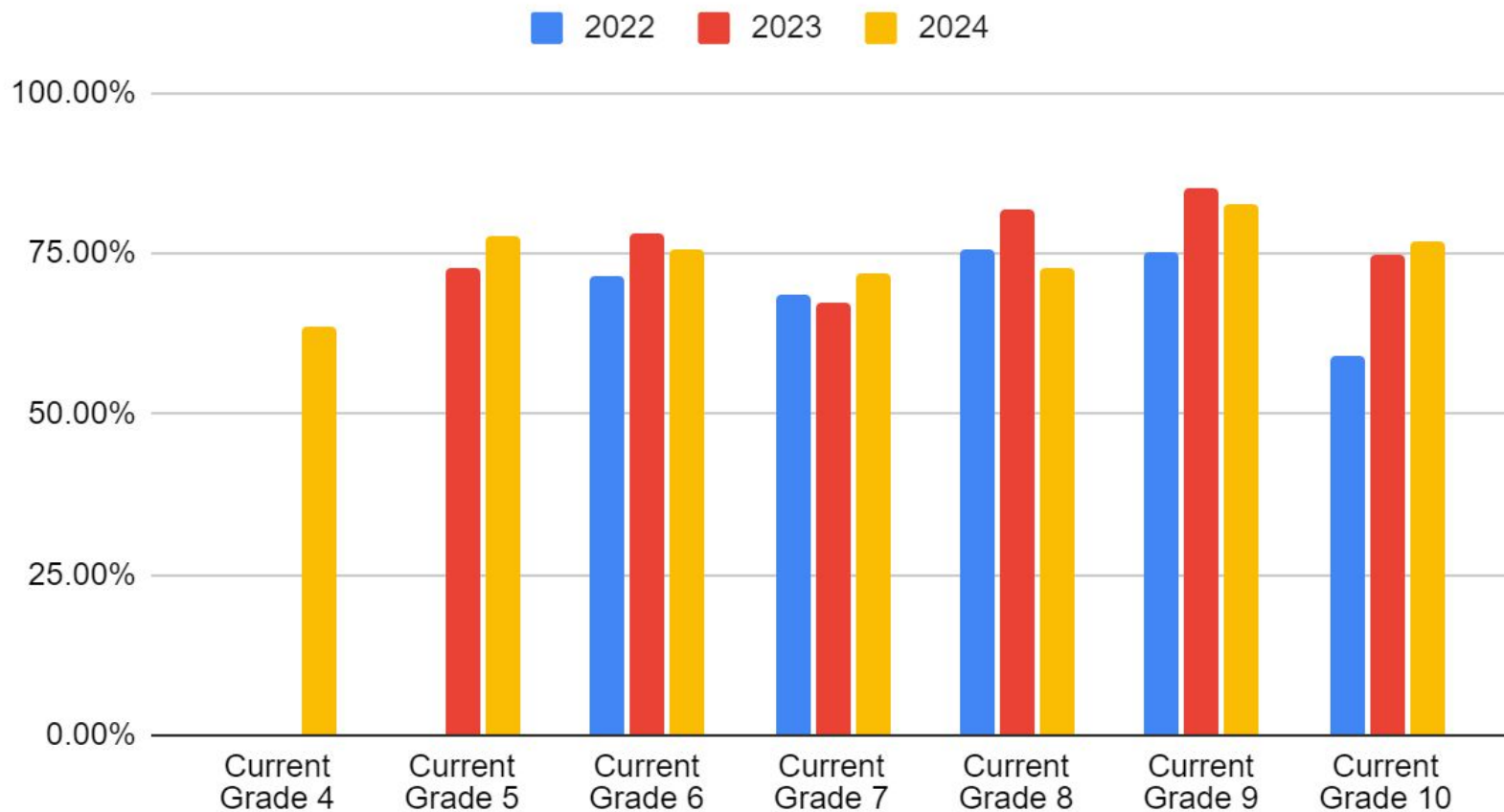
	Valid Test Scores	Not Yet Meeting (1)	Partially Meeting (2)	Approaching (3)	Meeting (4)	Exceeding (5)	District %>=4	State %>=4
Grade 3	102	6.90%	8.80%	20.60%	54.90%	8.80%	63.70%	43.60%
Grade 4	99	1.00%	5.10%	16.20%	39.40%	38.40%	77.80%	50.80%
Grade 5	94	0.00%	4.30%	20.20%	61.70%	13.80%	75.50%	52.20%
Grade 6	57	1.80%	8.80%	17.50%	47.40%	24.60%	71.90%	53.20%
Grade 7	103	1.90%	2.90%	22.30%	51.50%	21.40%	72.80%	54.00%
Grade 8	75	1.30%	6.70%	9.30%	45.30%	37.30%	82.70%	52.90%
Grade 9	86	4.70%	7.00%	11.60%	50.00%	26.70%	76.70%	58.00%



# ELA Three Year Test Trend

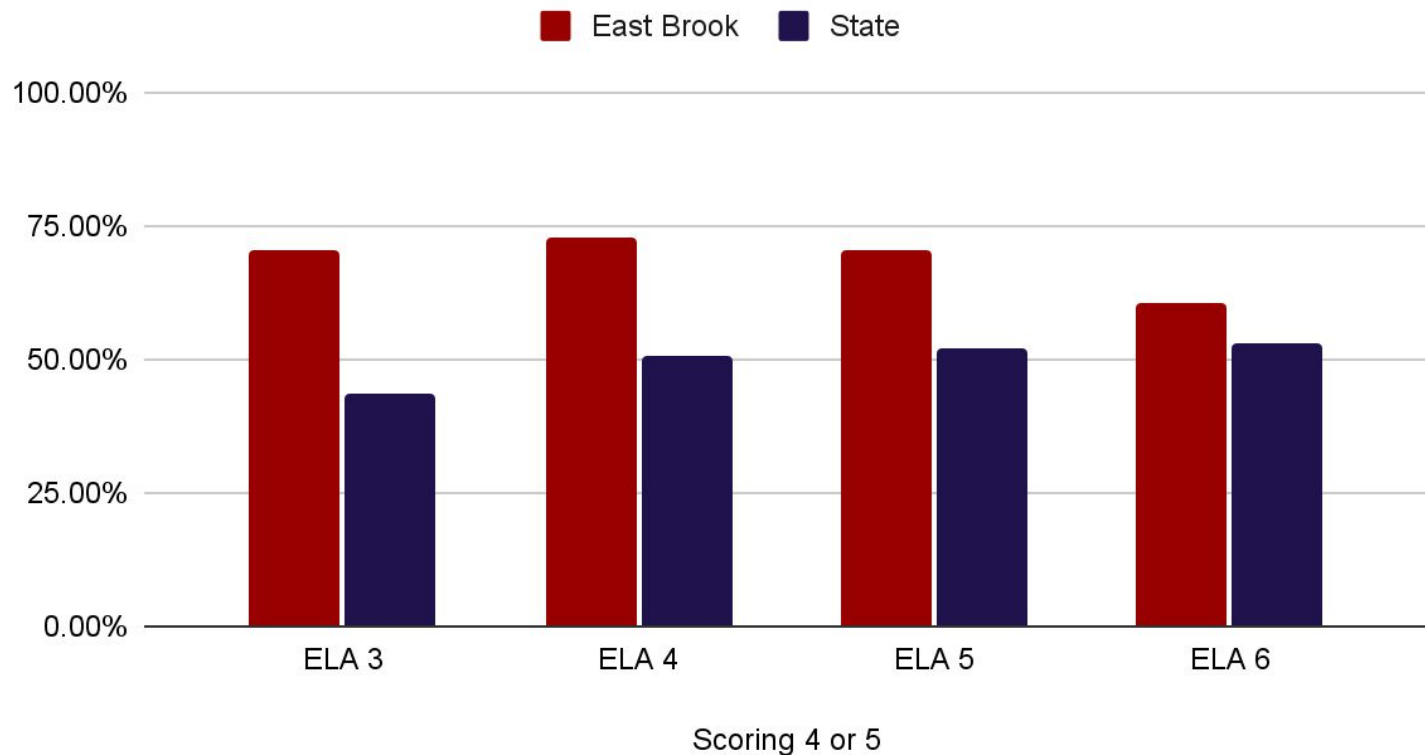


## ELA Three Year Cohort Trend



# East Brook Results - ELA

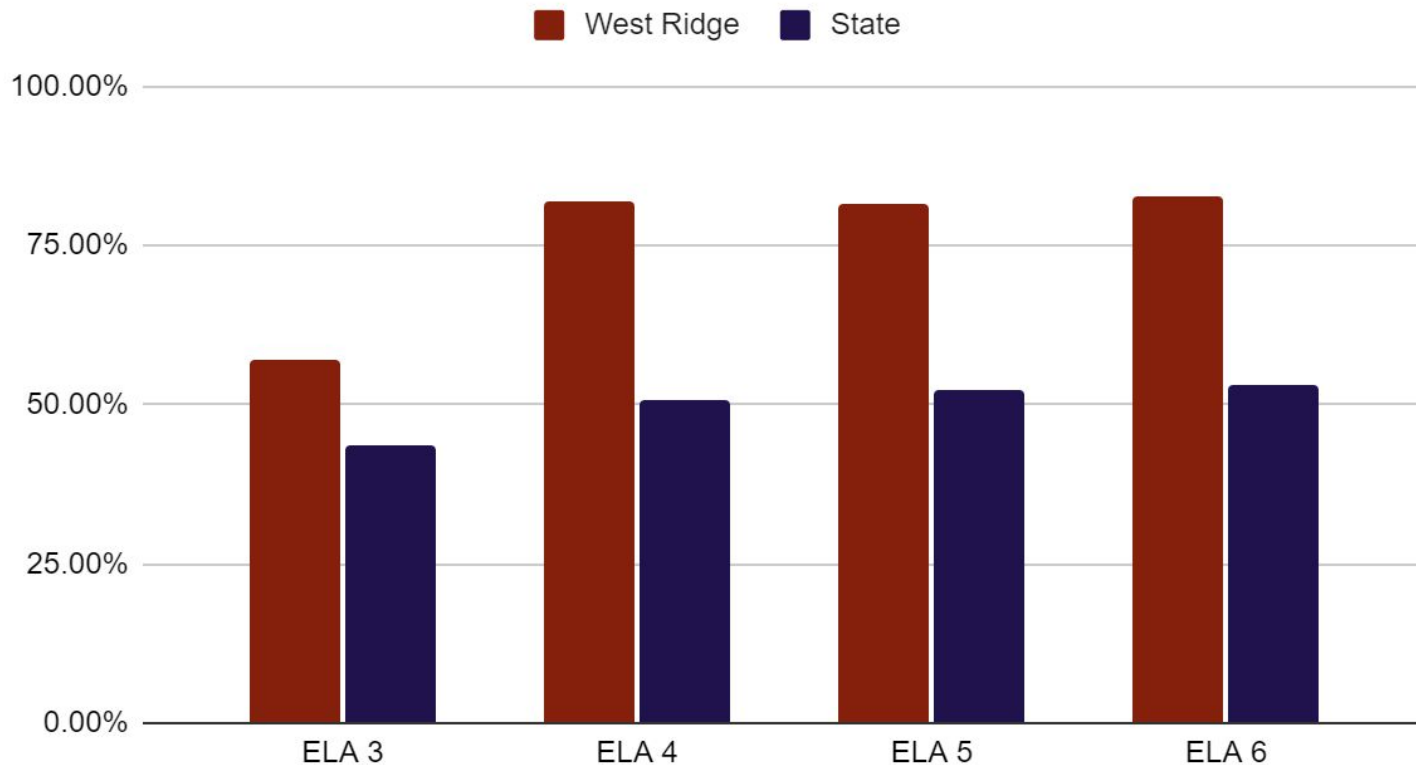
## East Brook and State - Scoring 4 or 5





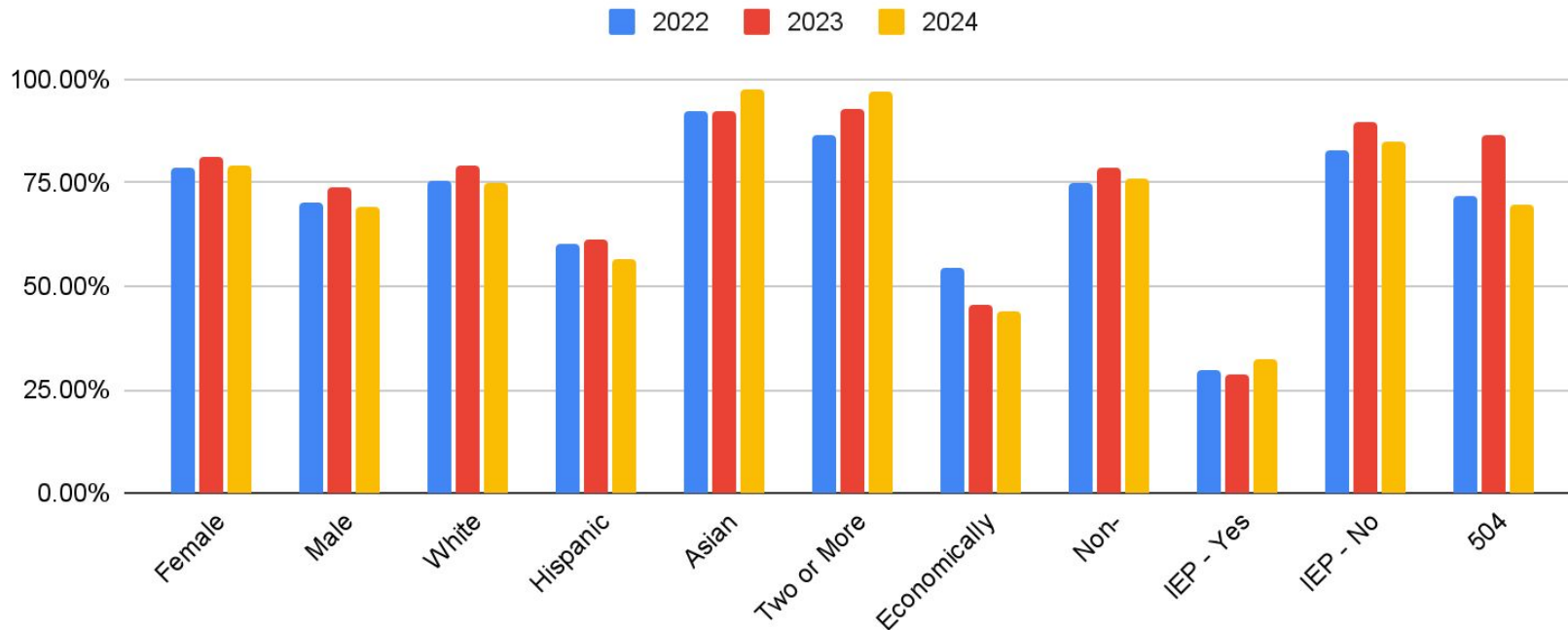
# West Ridge Results - ELA

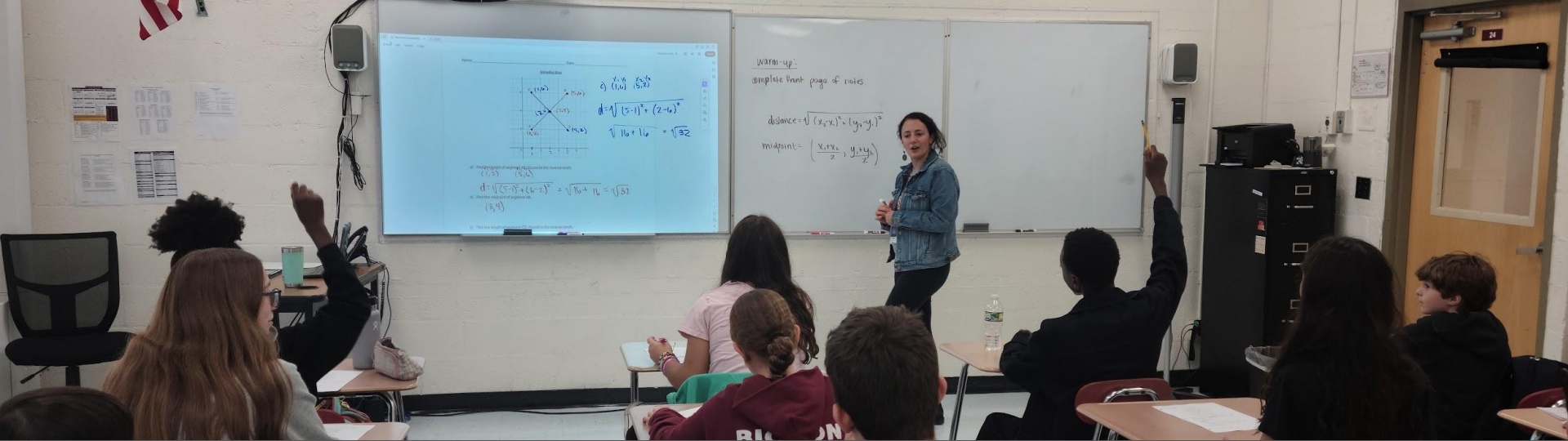
## West Ridge and State - Scoring 4 or 5



# Subgroup Performance - ELA

Subgroups Scoring 4 or 5, over 3 years

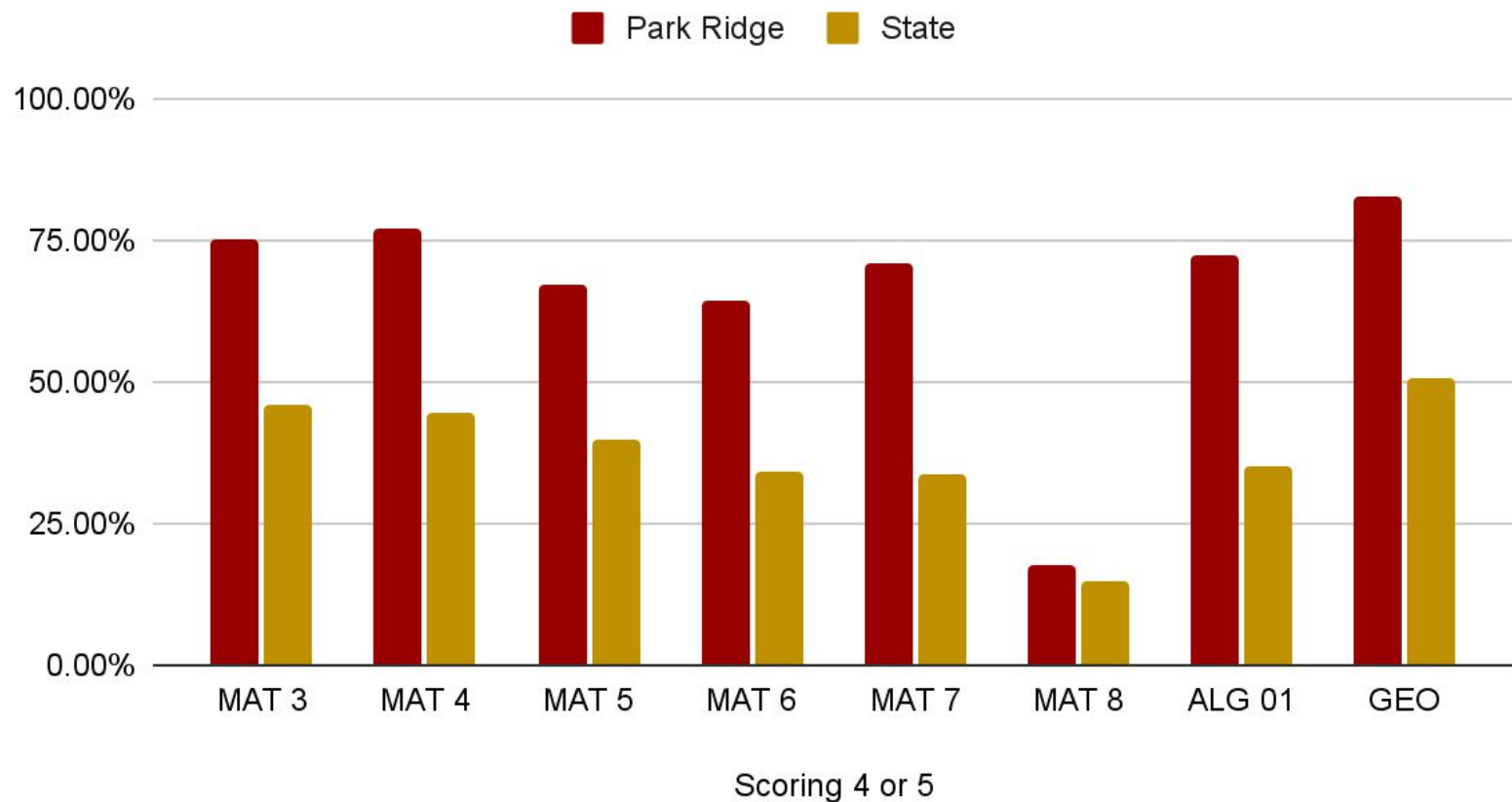




# NJSLA-Math Scores



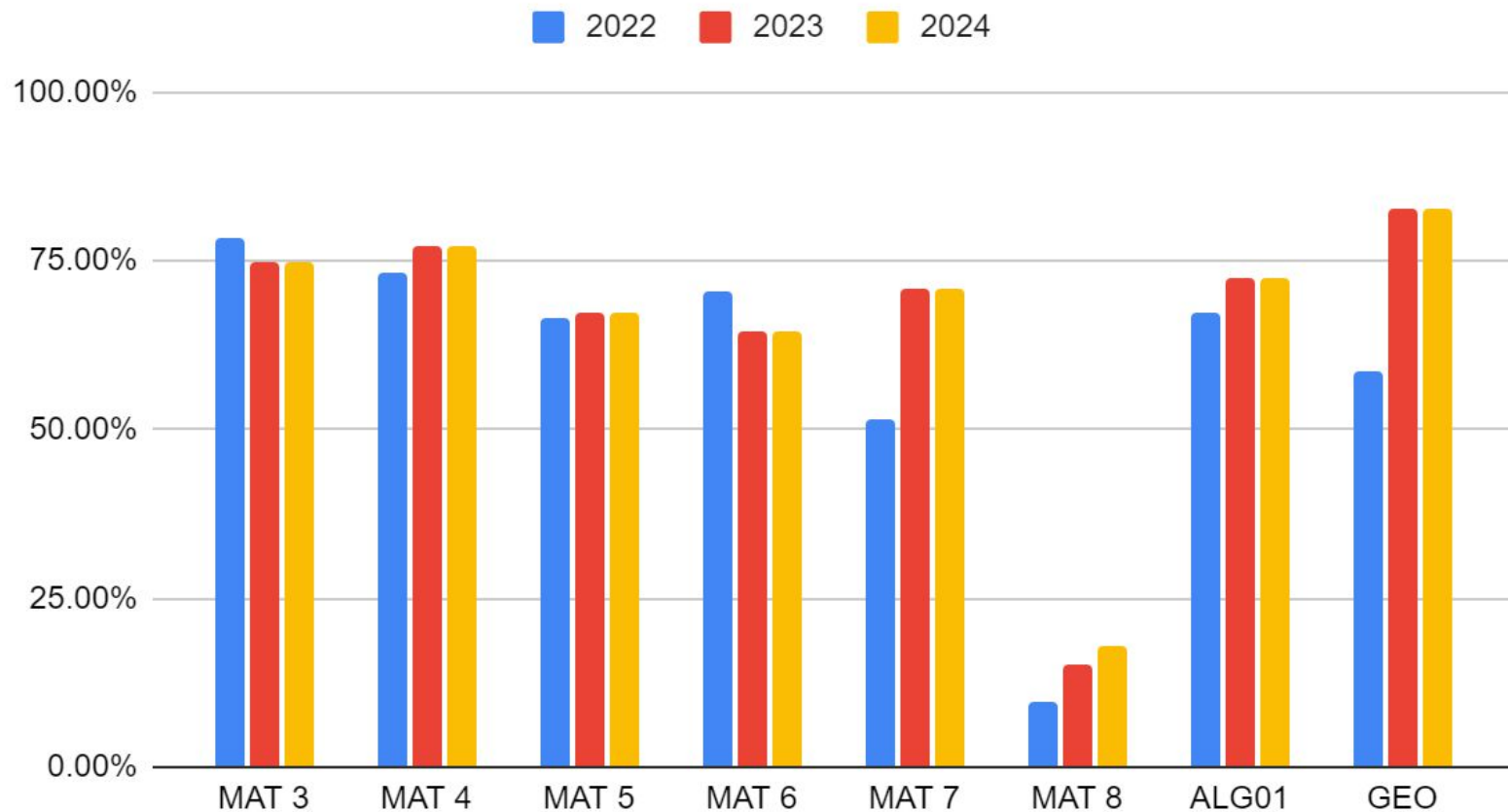
## Park Ridge and State % Scoring 4 or 5



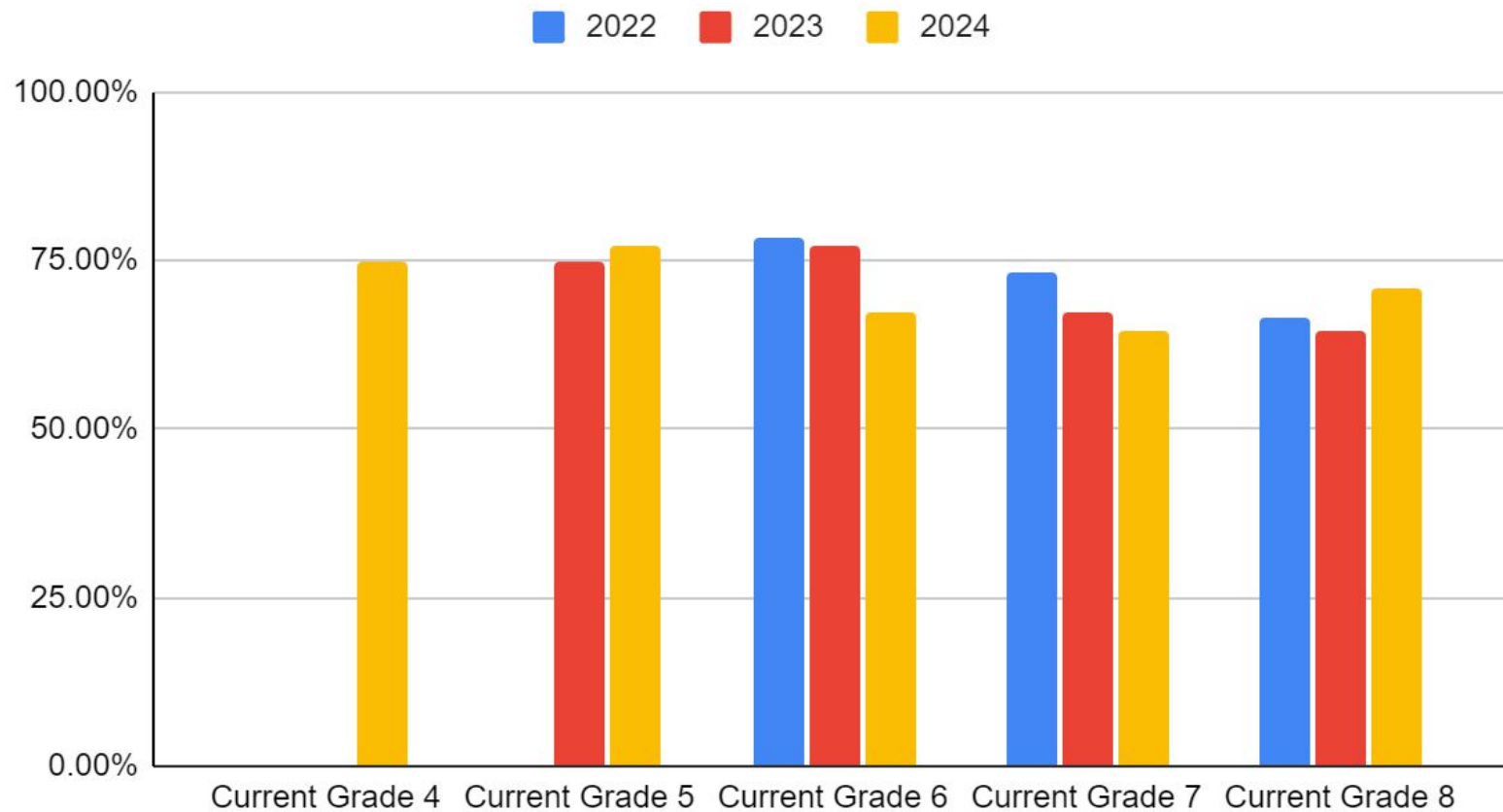
# Math Score Detail

	Valid Test Scores	Not Yet Meeting (1)	Partially Meeting (2)	Approaching (3)	Meeting (4)	Exceeding (5)	District %>=4	State %>=4
MAT 3	100	2.00%	10.00%	13.00%	49.00%	26.00%	75.00%	45.90%
MAT 4	92	1.10%	4.30%	17.40%	64.10%	13.00%	77.20%	44.40%
MAT 5	61	3.30%	9.80%	19.70%	49.20%	18.00%	67.20%	40.00%
MAT 6	101	4.00%	7.90%	23.80%	55.40%	8.90%	64.40%	34.30%
MAT 7	75	0.00%	8.00%	21.30%	58.70%	12.00%	70.70%	33.80%
MAT 8	40	*	*	*	*	*	17.80%	15.00%
ALG01	94	3.20%	5.30%	19.10%	61.70%	10.60%	72.30%	35.00%
GEO	46	*	*	*	*	*	82.60%	50.50%

## MAT Three Year Test Trend

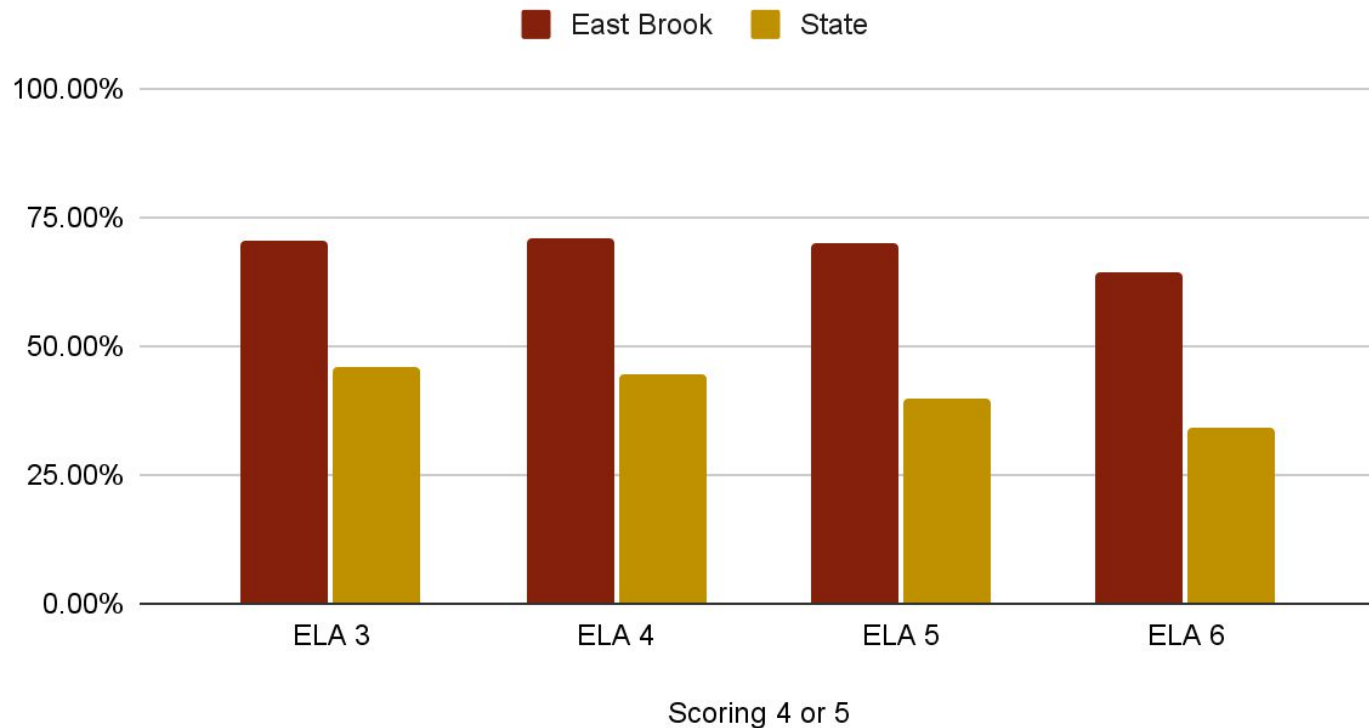


## MAT Three Year Cohort 3-8



# East Brook Results - Math

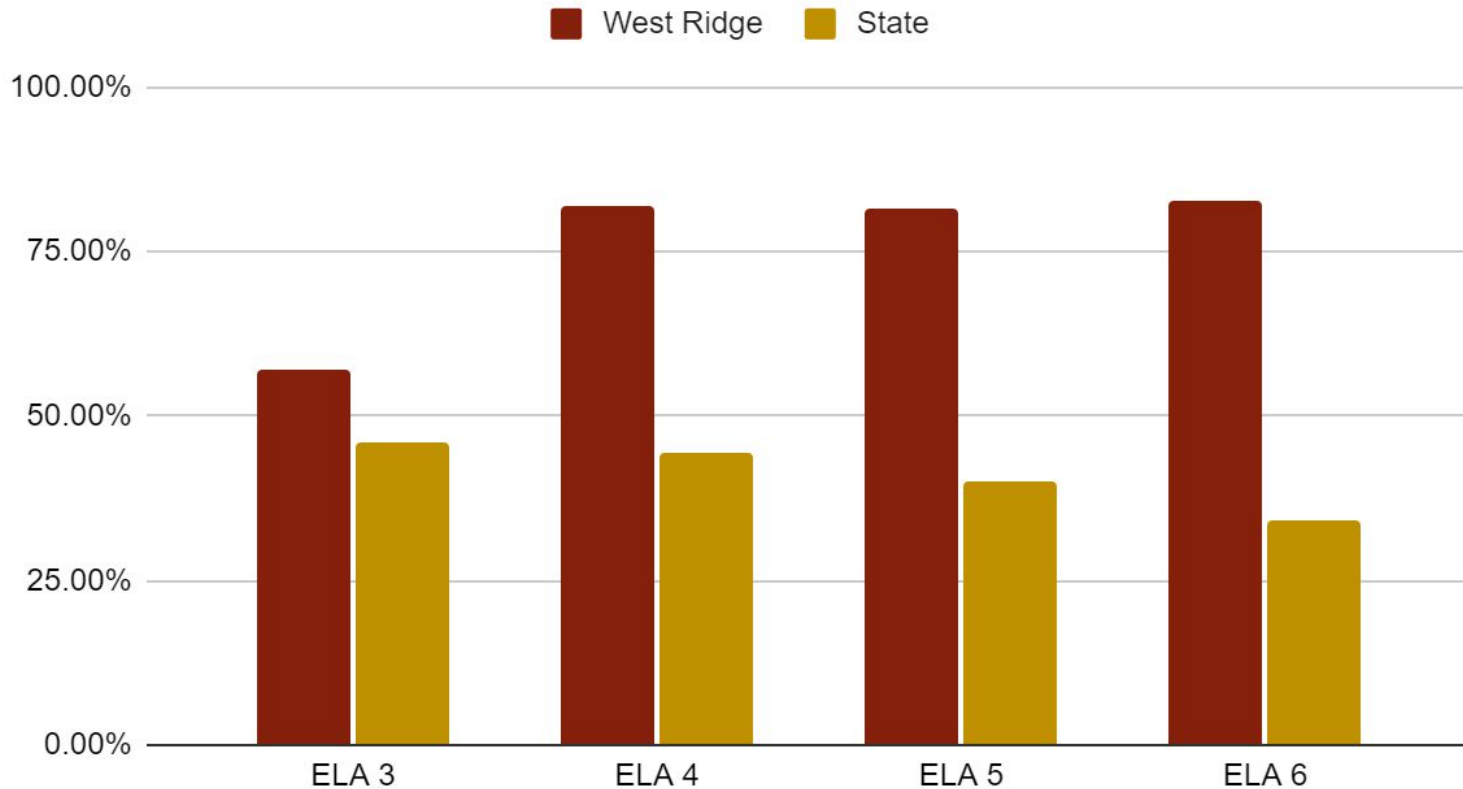
## East Brook and State





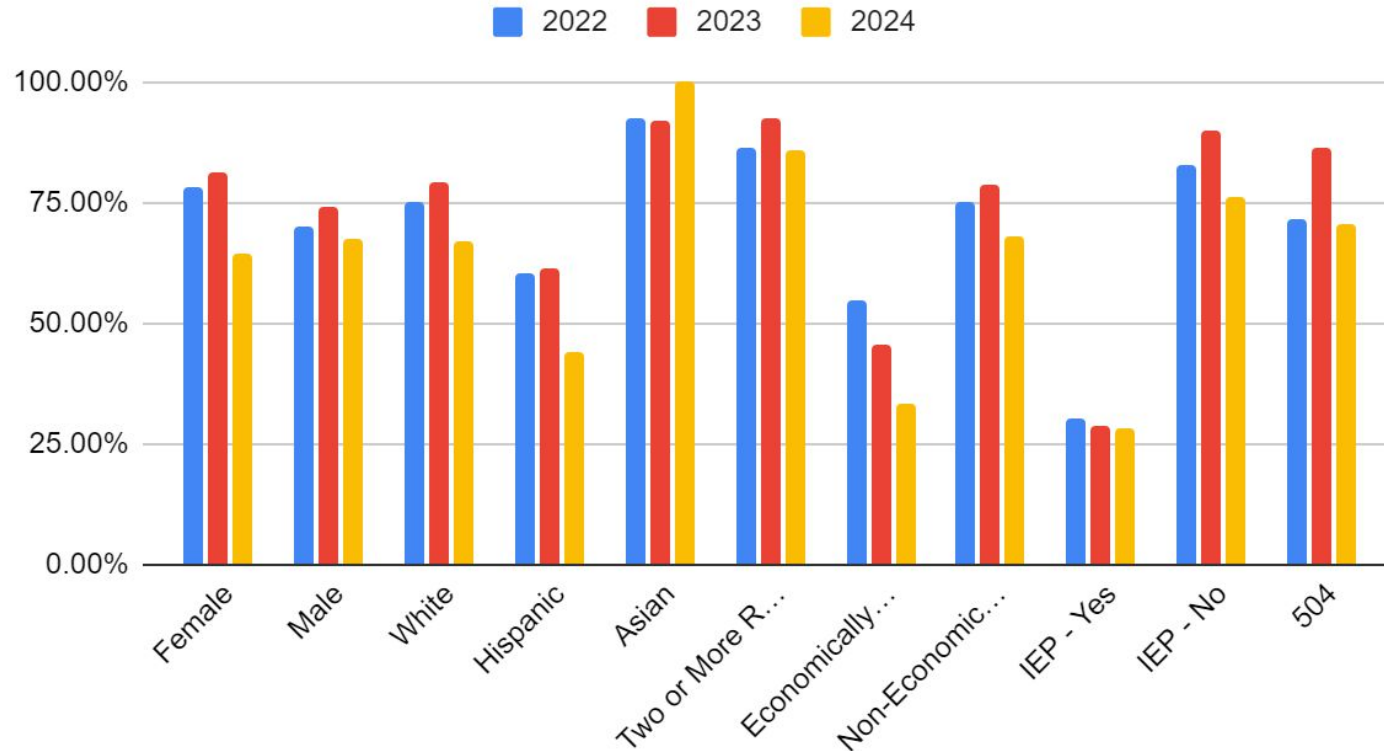
# West Ridge Results - Math

## West Ridge and State



# Subgroup Performance - Math

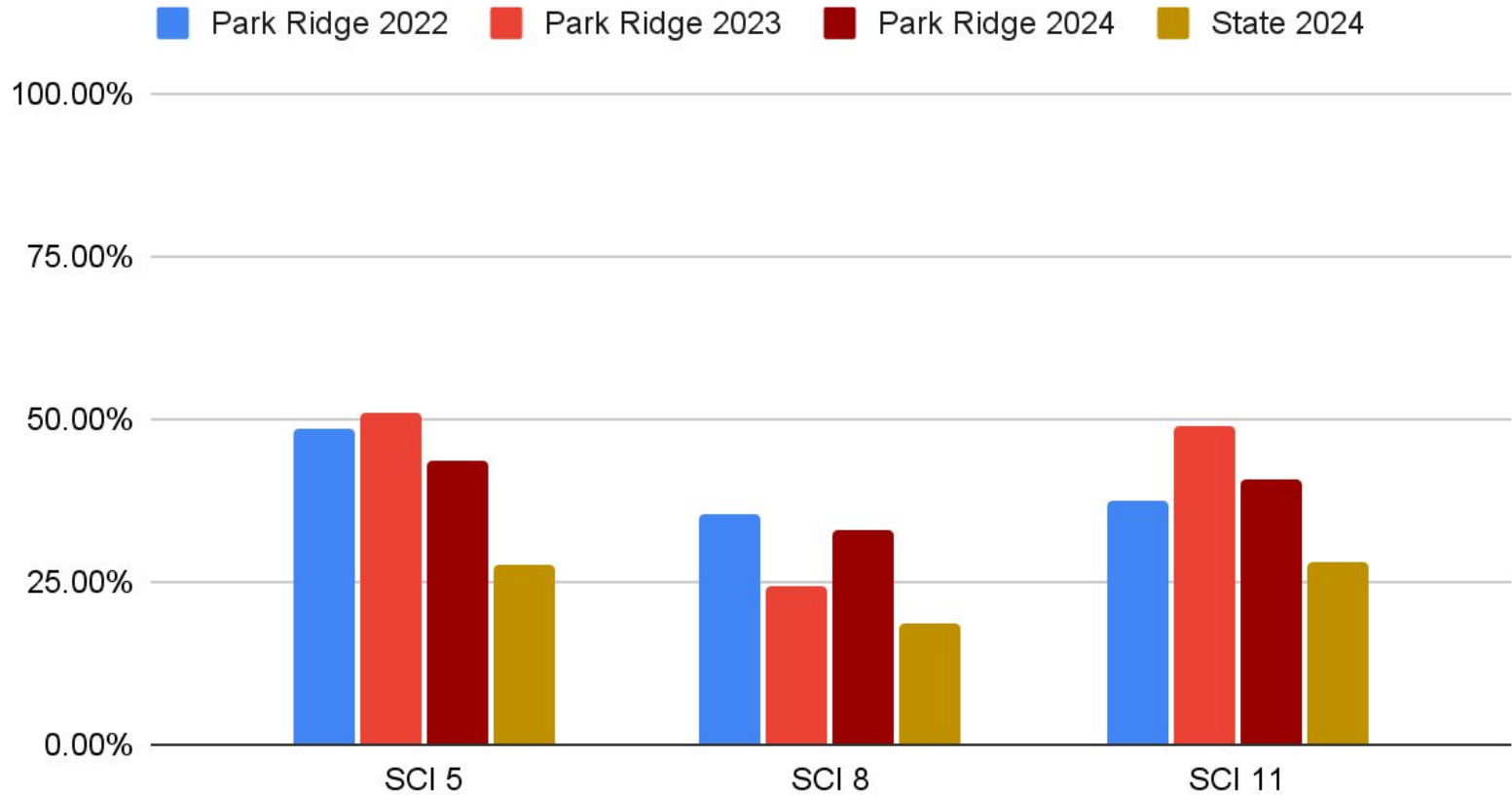
2022, 2023 and 2024





# **NJSLA-Science Scores**

## PRSD Science v State



# Science Score Detail

---

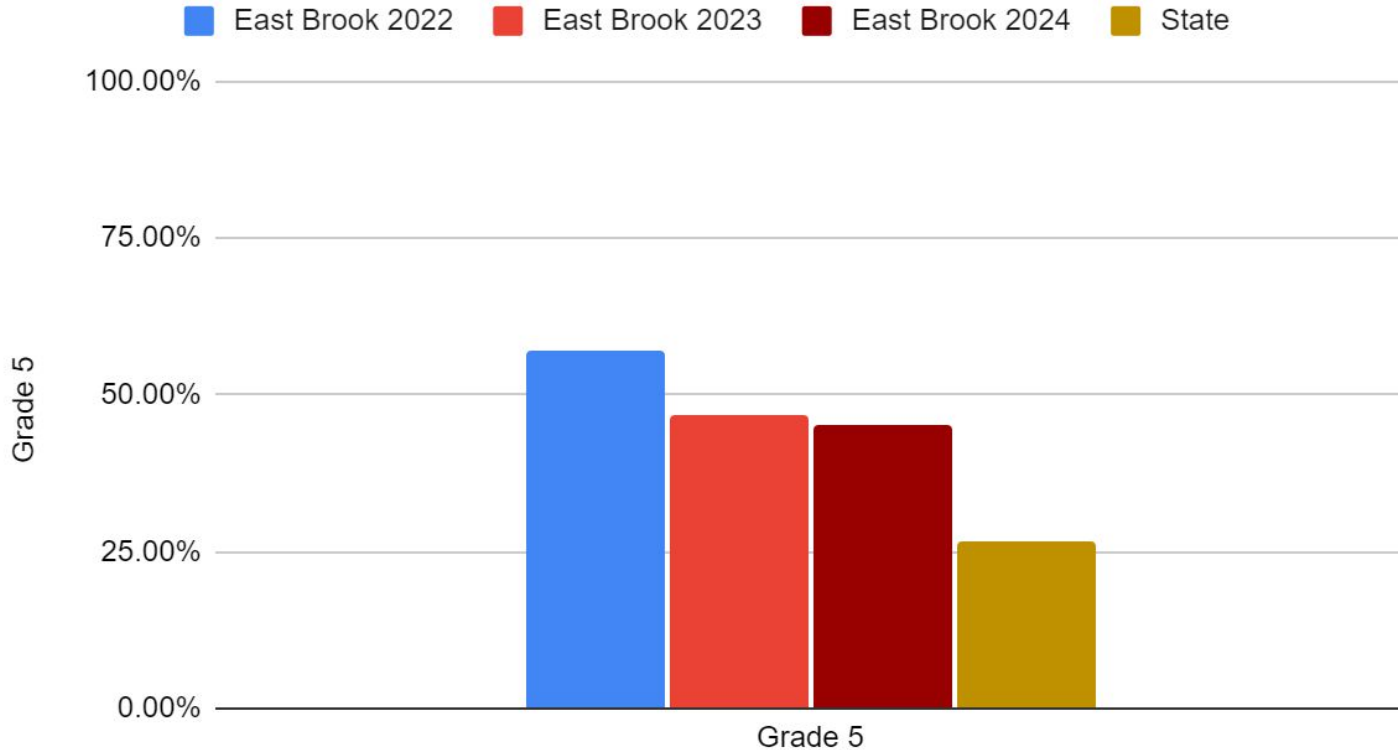
	Valid Test Scores	Below Proficient (1)	Near Proficient (2)	Proficient (3)	Avanced Proficiency (4)	District %>=3	State %>=3
Grade 5	94	6.40%	50.00%	33.00%	10.60%	43.60%	27.60%
Grade 8	76	6.6%%	60.5%%	19.70%	13.20%	32.90%	18.80%
Grade 11	86	30.20%	29.10%	31.40%	9.30%	40.70%	28.10%



# East Brook Results - Science

(Percentage scoring Proficient or higher)

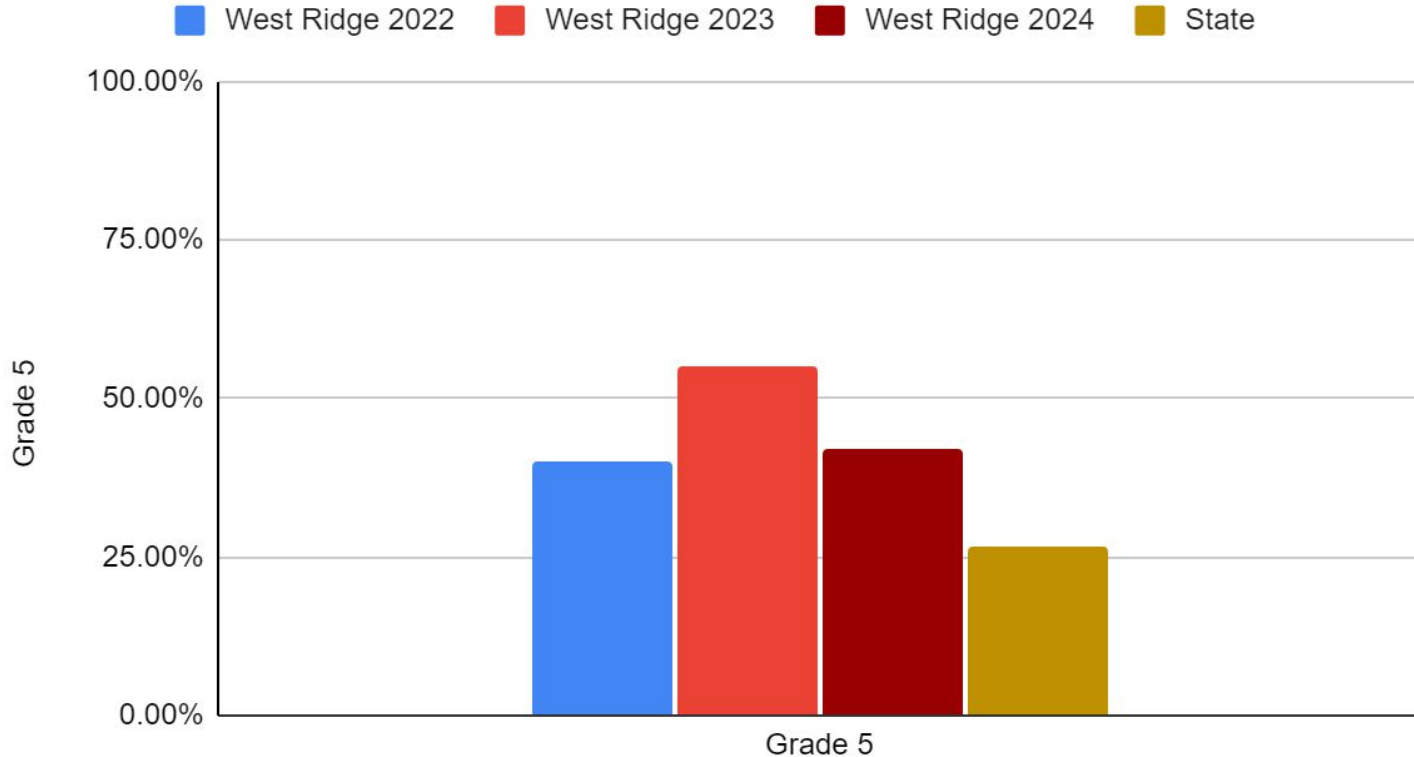
## East Brook Scoring 3 or 4



# West Ridge Results - Science

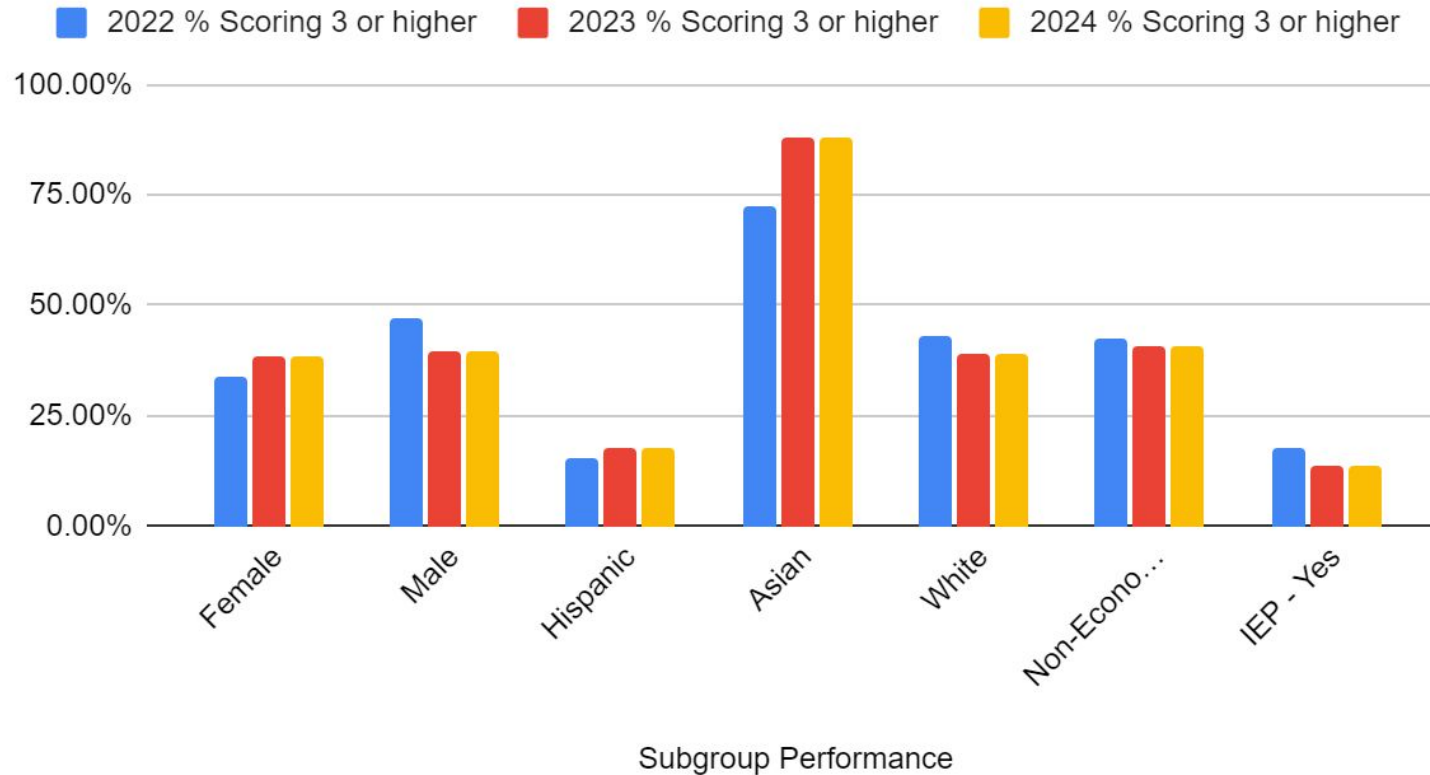
(Percentage scoring proficient or higher)

## West Ridge Scoring 3 or 4



# Subgroup Performance - Science

## Subgroup Performance % Scoring 3 or 4



# Dynamic Learning Map (DLM)

- The DLM is an alternative assessment given to students with significant intellectual disabilities. Like the NJSLA, it is given in the areas of English Language Arts, Mathematics and Science and qualifies students for their state/federal accountability assessments.
- 11 Students in Park Ridge School District took the DLM in Spring of 2024.
- Due to the small number of students participating in the assessment, the breakdown of results cannot be shared, as the data points represent fewer than 10 students.

# How are students identified to take the DLM?

The Child Study Team must consider the following criteria and the response must be YES to each of the following:

1. The student has a disability that significantly impacts intellectual functioning and adaptive behavior
2. The student is primarily taught using DLM Essential Elements.
3. The student requires extensive, repeated, individualized instruction and support that is not of a temporary or transient nature.
4. The student uses substantially adapted materials and individualized methods of accessing information.
5. The student's significant intellectual disability will impact post school outcomes (e.g. supported housing or employment).



# DLM Scoring & Results

---

Scores are reported using four performance levels

1. **Emerging** - Student demonstrates **emerging** understanding of and ability to apply content knowledge and skills represented by the Essentials Elements.
2. **Approaching the Target** - The student's understanding of and ability to apply targeted content knowledge and skills represented by the Essential Elements is **approaching the target**.
3. **At Target** - The student's understanding of and ability to apply content knowledge and skills represented by the Essential Elements is **at target**.
4. **Advanced** - The student demonstrates **advanced** understanding of and ability to apply targeted content knowledge and skills represented by the Essential elements.

# Expanding Academics



- New ELA materials (Ms. Ballaera will discuss this in a moment)
- New A.P. Macroeconomics Course
- New Guitar Elective
- Continued focus on developing I&RS services, district-wide and alignment with NJTSS
- Partnership with Ramapo College for student-teachers in the district
- Continuation of our K-8, and K-12 articulation discussions
- New NJ standards in mathematics means we will review these courses and propose updates for next year

# Park Ridge Initiatives – Literacy/Phonics initiatives in K-6



- Almost all ELA teachers K-6 trained in the Orton-Gillingham method by IMSE
- K, 1, and 2 using Heggerty phonemic awareness program to grow student skills
- Using IMSE scope & Sequence/materials to teach phonics
- Developed an in-house progress-monitor system in grades K-2
- All K-2 assessments are aligned with Heggerty and IMSE materials used in class
- Results of the assessments will be used for grouping, identifying learning gaps and guiding instruction
- We have already seen the results of growth in phonics!
- Developed a 3rd grade phonics/morphology scope and sequence which is being used to supplement our new reading program
- Grades 4, 5, and 6 - some teachers have been trained in morphology from IMSE and others have had in-house training
- We are continuing to adapt our Interventions and I&RS procedures to serve our most needy students

# Park Ridge Initiatives – Literacy/Amplify Reading CKLA/ELA

---



- Reviewed multiple programs/visited schools/piloted
- Amplify is based on evidence of how students learn to read
- Skilled reading requires word recognition and language comprehension
- Teachers in grades 1-6 received a six hour comprehensive training during the first two days of the school year
- The program is designed to build students prior knowledge, vocabulary, discussion, critical thinking and writing skills
- Instruction is sequenced to build knowledge through the year and a deep understanding over time
- In grades 3-6 each unit also includes grammar and morphology
- Teachers are already seeing a difference in the analytic skills of their students

# Park Ridge Initiatives – Math, Science, and Teacher PD

- Teachers continue to attend PD opportunities, both in-house and out of district
- Piloted new materials in Science (sticking with Savvas for now)
- Reviewing math for updates next summer
- Upcoming Differentiation training - looking for math-specific training as well
- Continued using our own teachers to lead PD discussions for their colleagues
- Teachers taking 35 classes through the Northern Valley Curriculum Center - including courses on Collaborative teaching, Phonics, Math skills, Science instruction, and active/problem-based strategies
- Used our ARP, and ESEA Title IIA funding to provide our opportunities

# Questions?

## Contact:

Patrick D. Bernardo

Director of Curriculum, Instruction, and Technology

201.573.6000 ext. 5409

[patrickbernardo@parkridge.k12.nj.us](mailto:patrickbernardo@parkridge.k12.nj.us)

---

---