Aksè a Orè Pitit Ou

Portal pour Paran - Parent Portal:

Pou kreye yon kont Paran sou Portal, vizite sit https://www.browardschools.com/focus.

Apre ou konekte (logging) sou kont Focus Parent Portal sou sit https://browardschools.focusschoolsoftware.com/focus/, ou va wè fenèt sa parèt sou ekran an:

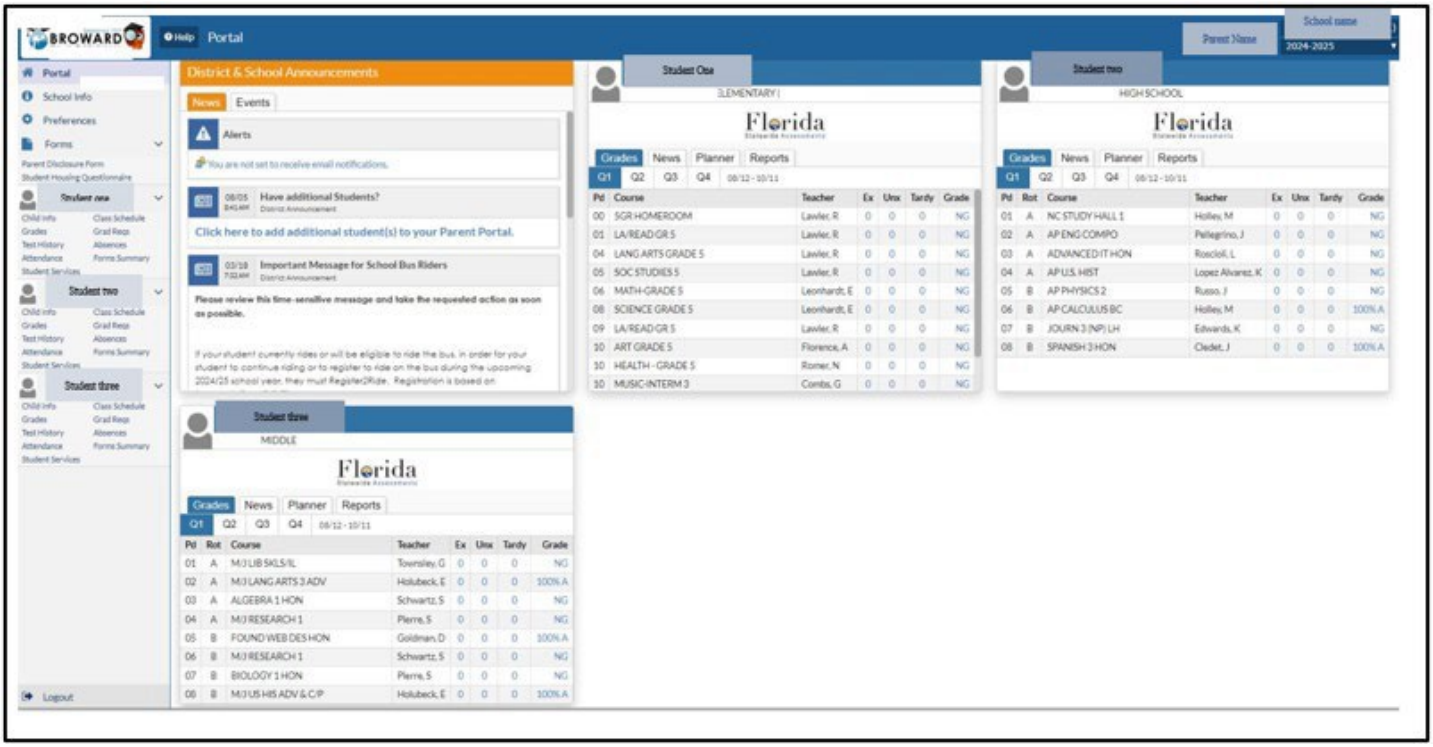

Ekran Orè Klas (Class Schedule) itilize li pou wè orè elèv la. Orè klas elèv la vizib sou yon lis kou oswa sou fòma ajannda (planner) chak semen.

Portal Orè Lekòl Segondè:

1. Non Elèv la
2. Non Lekòl
3. Seleksyone Quarter (Trimès) ki apwopriye (Q1, Q2, Q3, Q4)
4. Dat Trimès ki seleksyone afiche
5. Peryòd (Pd) ak Jou Wotasyon (Rot) "A"
   - Rotation (Rot) Day "A"-
6. Peryòd (Pd) ak Jou Wotasyon (Rot) "B"
7. Kou/Klas (Courses)

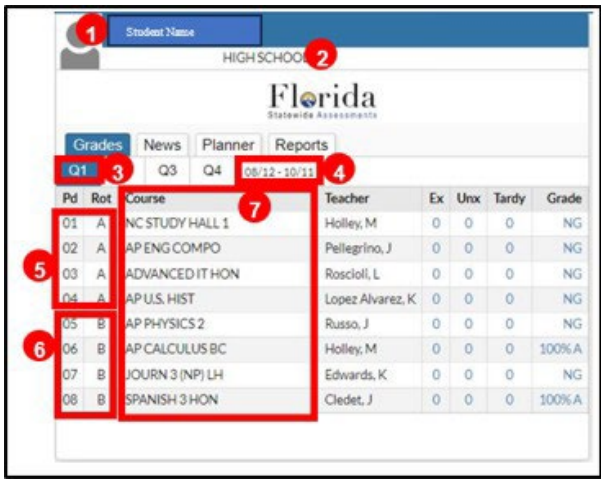

Aksè a Orè Pitit Ou

Portal Orè Lekòl Segondè:

Ou ka wè orè konplè lekòl segondè. orè a vizib anba a, swiv etap say o.

Sou ekran fenèt elèv, seleksyone Orè Klas (Class Schedule).

Orè klas parèt sou ekran an.

1. Jou Wotasyon
2. Orè klas
   Non Pwofesè
3. Peryòd (term)
4. Dat enskripsyon

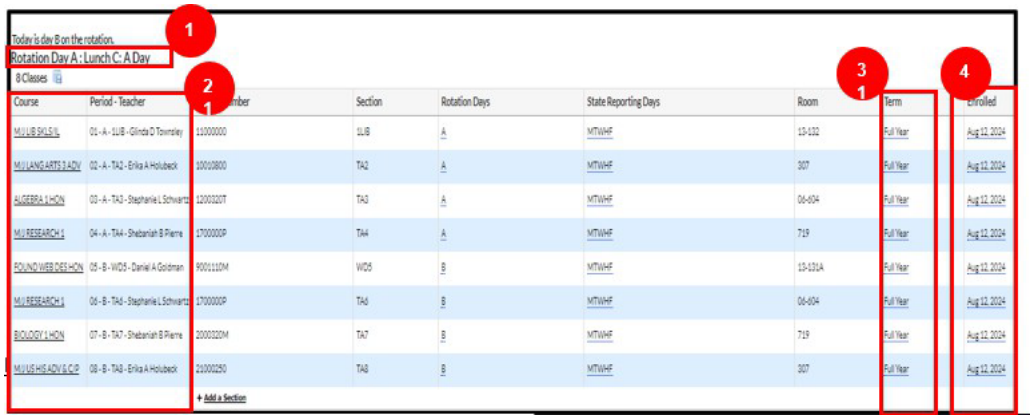

Portal Orè Lekòl Primè:

1. Non Elèv la
2. Non Lekòl
3. Seleksyone Trimès (Quarter) ki apwopriye (Q1, Q2, Q3, Q4)
4. Dat Trimès ki seleksyone afiche
5. Gade Peryòd (Pd) ak Kou/klas (Courses)

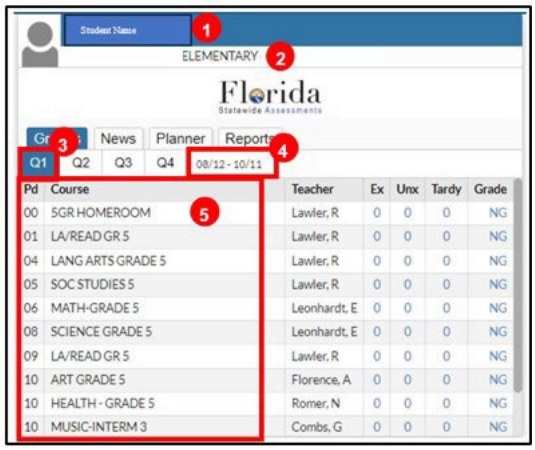

Aksè a Orè Pitit Ou

Portal Orè Lekòl Primè:

Ou ka wè orè konplè lekòl primè; swiv etap say o.

Sou ekran fenèt elèv, seleksyone Class Schedule (Orè Klas).

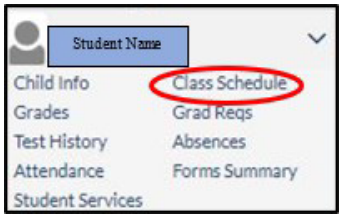

Orè klas parèt sou ekran an.

1. Orè
2. Non pwofesè
3. Peryòd (Term)
4. Dat enskripsyon

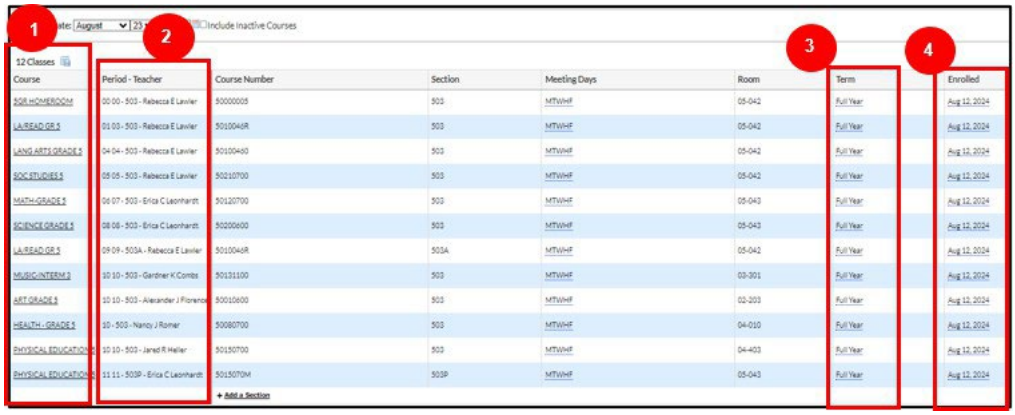

Konekte sou Paran Portal Focus, vizite sit https://browardschools.focusschoolsoftware.com/focus

BED<ht/is/10/25>Document translated by the Bilingual/ESOL Department (10/25)