

2025-2026

1st Revision Budget

Pillager Public Schools



#PullTheSled

School Board

Sara Nagel	Chairperson
Rebecca Bennett	Vice-Chair
Brian Grimsley	Treasurer
Kassandra Nelson	Clerk
Sarah Smith	Director
Bridgette Brown	Director

Administration Team

Michael Malmberg	Superintendent
Ryan Krominga	Director of Teaching/Curriculum
Melissa Berry	Business Manager
Stacie Clark	Human Resources Manager
David Reeves	High School Principal
Matthew Moen	Dean of Students/Athletic Director
Wade Mortenson	Middle School Principal
Josh Smith	Elementary Principal

Highlights of 1st Revision 25-26 Budget

General Fund Savings (most significant adjustments)

Revenue Adjustments \$49,401

Curriculum Adjustment \$100,000

General Fund Cost Increases (most significant adjustments)

Salary Changes \$10,814

Add 16th bus route \$82,935

Benefit and 403B Changes \$110,067

FMLA Costs \$ 17,615

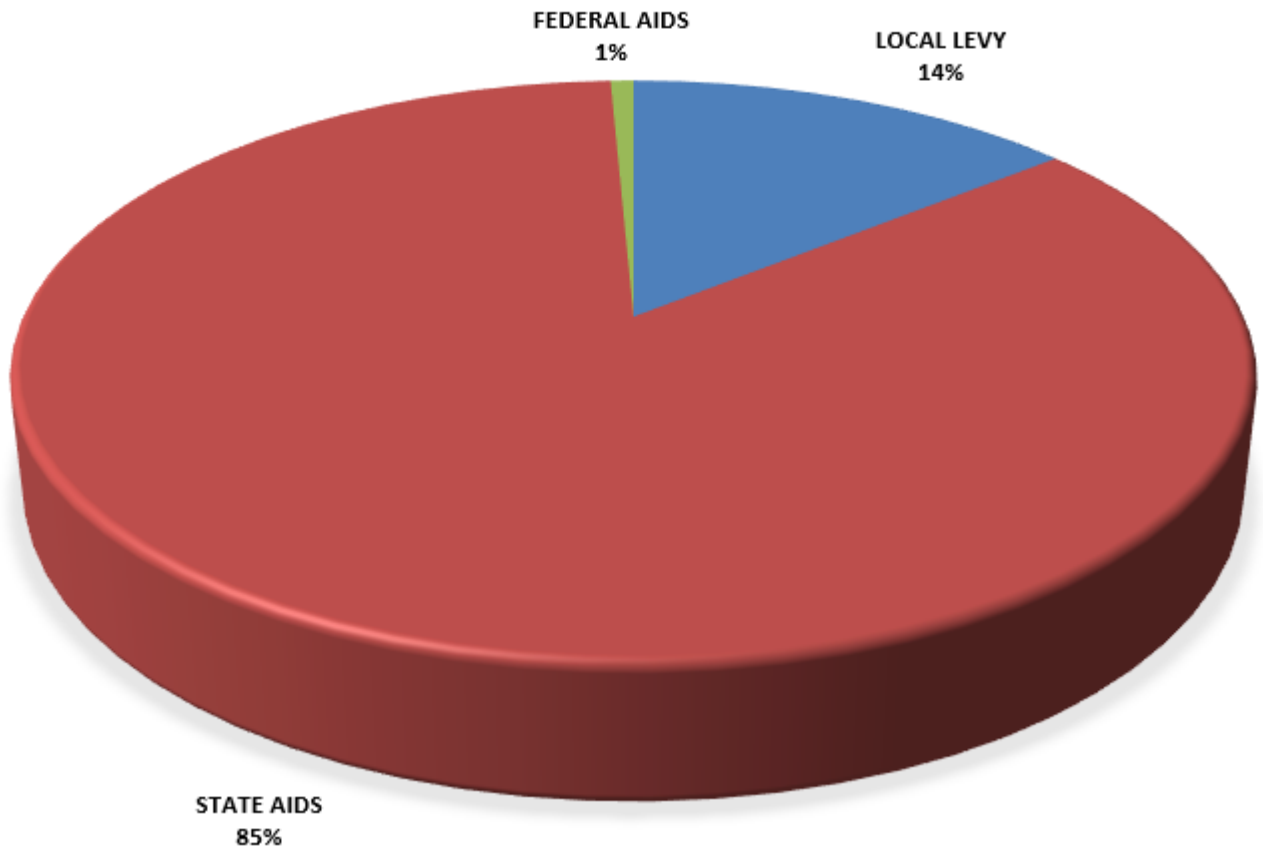
Assigned Fund Balance

- ◆ Actual 2024-2025, 15.7%
- ◆ Projected 2025-2026, 16.6%
- ◆ Line Item Excess/Deficit, **-\$266,226**

1st Revision General Fund Revenue

REVENUE SOURCES	GENERAL FUND REVENUE BUDGET	PERCENT
LOCAL LEVY	2,572,066	14.11%
STATE AIDS	15,524,111	85.17%
FEDERAL AIDS	130,155	0.71%
OTHER MISC	\$ -	
TOTAL REVENUE SOURCES	\$ 18,226,332	100.00%

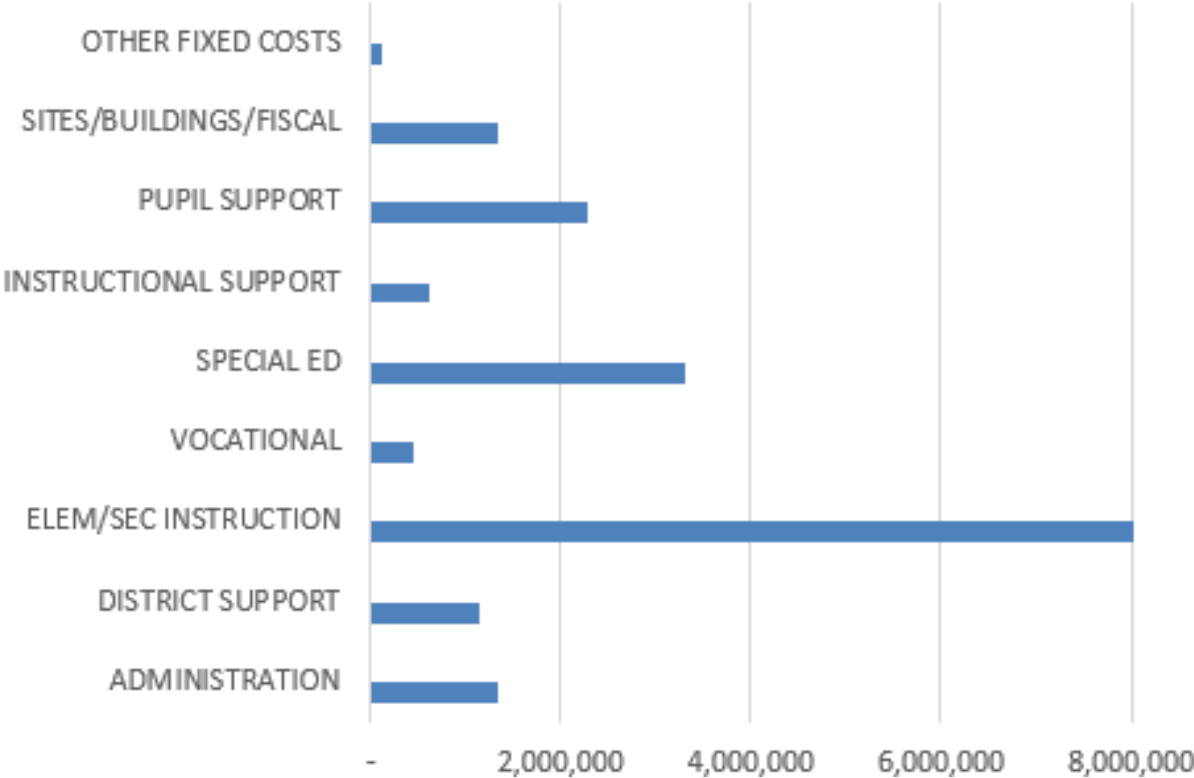
GENERAL FUND REVENUE BUDGET



1st Revision General Fund Expenditures

PROGRAM EXPENSES	GENERAL FUND EXPENDITURE BUDGET BY PROGRAM	PERCENT
ADMINISTRATION	1,333,406	7.15%
DISTRICT SUPPORT	1,150,896	6.17%
ELEM/SEC INSTRUCTION	8,038,463	43.08%
VOCATIONAL	454,659	2.44%
SPECIAL ED	3,305,929	17.72%
INSTRUCTIONAL SUPPORT	635,034	3.40%
PUPIL SUPPORT	2,292,946	12.29%
SITES/BUILDINGS/FISCAL	1,337,413	7.17%
OTHER FIXED COSTS	111,858	0.60%
TOTAL PROGRAM EXPENSES	\$ 18,660,606	100.00%

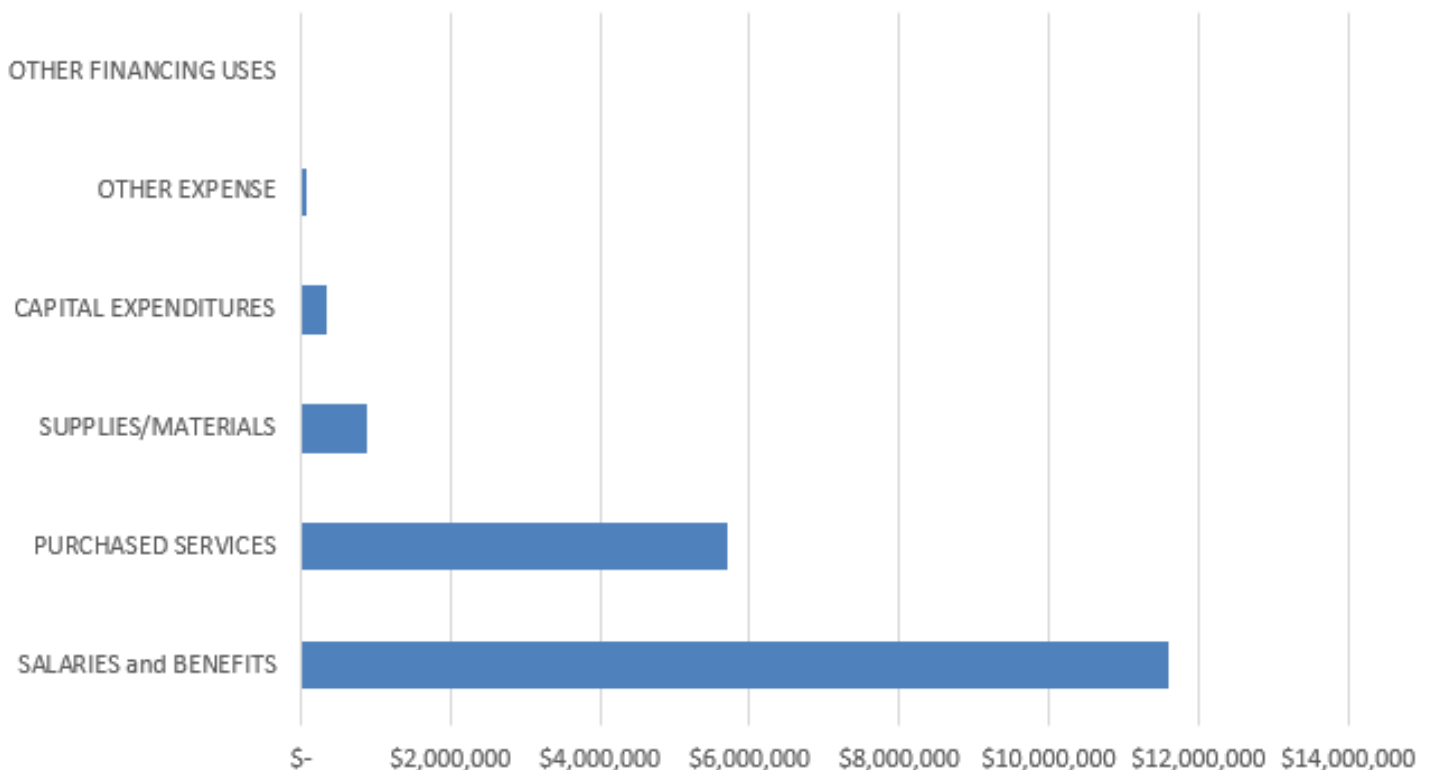
General Fund Expenditures by Program



1st Revision General Fund Expenditures

OBJECT EXPENSES	GENERAL FUND EXP BUD BY OBJ	PERCENT
SALARIES	7,995,075	42.89%
EMPLOYEE BENEFITS	3,613,671	19.39%
PURCHASED SERVICES	5,714,624	30.66%
SUPPLIES/MATERIALS	890,202	4.78%
CAPITAL EXPENDITURES	339,976	1.82%
OTHER EXPENSE	85,559	0.46%
OTHER FINANCING USES	-	0.00%
TOTAL OBJECT EXPENSES	\$ 18,639,106	100.00%

GENERAL FUND EXPENDITURE BUDGET BY OBJECT CODE



Factors Impacting ISD 116

Every state funds K-12 education differently, and Minnesota is considered one of the most complex systems. In Pillager 86% of the revenue is generated from the state, 13% from local property taxes and the remaining 1% from the federal government. This breakdown is similar to other districts in the state. For the most part, the state portion is generated by the “basic formula” on a per pupil basis. The legislature increased the basic formula amount for next year by 2.7%. However, historically the basic formula increases have fallen far short of the rate of inflation. This prompts the majority of districts in the state to take the local optional levy of \$724 per pupil, which Pillager School does not take. Many Districts have in place a voter-approved operating referendum in addition to the local optional levy to help make up for the revenue shortfall from the state.

As we look to the future, our district faces some challenges. Over the past several years enrollment has risen, but long-range projections show enrollment leveling off. This is due to the fact that the District’s smaller class sizes in the High School are graduating and younger grades coming in are much larger. This trend will substantially impact revenue, so it is imperative that our expenditure budgets also reflect that trend. With that said, we have reduced just over \$180,000 from expenditures going into the school year. Our goal is to be mindful of the upcoming projections while also being able to provide the best education to our students.

Overall, it is apparent that the school board, Mr. Malmberg and the administration have made the decisions necessary to maintain financial stability. I look forward to continuing this tradition while providing our students with outstanding opportunities.

