

LASATER EL

Campus Improvement Plan

2025/2026

"STARTS WITH US"



Arnulfo Guerra
200 W. Bennett St., Falfurrias, TX 78355
361-325-8060
atguerra@bcisd.us

LASATER EL

Mission

Our Fundamental purpose is to successfully prepare every student for post-graduation success in all avenues of life by creating a college and career ready learning community.

Vision

Brooks county ISD produces graduates who are globally competitive learners that lead to facilitate the establishment of a premier nationally recognized rural district.

Nondiscrimination Notice

LASATER EL does not discriminate on the basis of race, color, national origin, sex, or disability in providing education services, activities, and programs, including vocational programs, in accordance with Title VI of the Civil Rights Act of 1964, as amended; Title IX of the Educational Amendments of 1972; and section 504 of the rehabilitation Act of 1973; as amended.

LASATER EL Site Base

Name	Position
Guerra, Arnulfo	Principal
Vera, Veronica	Teacher
Alegria, DINA	Parent
Lopez, Adam	Community Member
Landrum, Liza	Special Education Teacher
Mann, Kayla	Teacher
Arevalo, Melinda	Counselor
Barrera, Dominica	Intervention and Literacy
Guzman, Lalo	Parent

LASATER EL

- Goal 1.** (Academic Goal) By 2025, the students at Brooks County ISD will meet expectations and show progress in closing the achievement gaps in ELA, Mathematics, Science, and Social Studies as measured through benchmarks, common assessments and STAAR/EOC assessments.
- Objective 1.** (1.1) By Spring 2026, Lasater Elementary implement Reading, Writing, Math, Science and Social Studies STAAR and EOC strategies to increase student performances as measured by meets grade level standard. Lasater will focus on all grade levels and all subject areas and will monitor student progress and passing standards for All, Gender, Hispanic, White, and Eco Disadvantaged, At-Risk, Sp. Ed., Migrant, EL and Gifted and Talented.
 - Objective 2.** (1.2) By Spring 2025, Lasater Elementary will implement EL strategies to increase student performance as measured by the meets grade level standard.
 - Objective 3.** (1.3) By Spring 2025, Lasater Elementary will implement SPED STAAR and EOC supports to increase student performance as measured by the meets grade level standard.
 - Objective 4.** (1.4) By Spring 2025, Lasater elementary will implement specific GT, STAAR, and EOC strategies to increase student performance as measured by the master's grade-level standard.
 - Objective 5.** (1.5) By Spring 2025, Lasater Elementary will implement high yield instructional strategies for Migrant Students on STAAR and EOC in order to increase student performance as measured by the meets grade-level standard.
- Goal 2.** (College and Career Goal) BCISD will implement a college dual credit and career readiness program that will prepare students to succeed in college and/or other post-secondary educational opportunities as well as preparing students for career readiness through career and technical courses and certifications.
- Objective 1.** (2.1) Lasater Elementary will provide college and university information to students, staff, and parents.
 - Objective 2.** Lasater Elementary will ensure rigorous instructional strategies are implemented for post-secondary success for college and career readiness.
 - Objective 3.** Lasater Elementary will ensure events are scheduled that promote awareness for post-secondary opportunities for students.
 - Objective 4.** Lasater Elementary will establish staff/counselor intervention strategies to further promote student achievement.
 - Objective 5.** Lasater Elementary will implement strategies to facilitate effective transitions for students through coordination with institutions of higher education and other local partners.
 - Objective 6.** Lasater Elementary will create a college going atmosphere from grades PK-12 to instill a college and career readiness culture for our students.
- Goal 3.** (Technology Goal) BCISD will implement a technology program and world class education that will prepare students to succeed in today's technological society and become global citizens.
- Objective 1.** (3.1) Lasater Elementary will identify and apply strategies for supporting the use and integration of technology in learning.
 - Objective 2.** Lasater Elementary will provide training for administrators, teachers, staff, and parents in educational technology.

LASATER EL

- Objective 3.** Lasater Elementary will provide all principals/directors their allocated budget for staff development for technology including state and federal funds
- Goal 4.** (Culture and Climate Goal) BCISD will maintain and enhance the school climate, safety, well-being, and nurturing culture for students, teachers, parents, and community members. Success will be measured by respondents answering positively on the annual surveys and decrease in discipline referrals.
- Objective 1.** (4.1) Lasater Elementary will promote programs that communicate with students, parents, staff, and community in a positive way.
- Objective 2.** (4.2) The percentage of attendance for each six weeks at each campus will be at least 96% or above and the dropout rate for Falfurrias High School, and Falfurrias Jr. High will be less than 1%.
- Objective 3.** (4.3) Lasater Elementary will promote a safe and disciplined environment at each campus.
- Objective 4.** (4.4) Lasater Elementary will promote and provide social emotional support to address individual needs.
- Objective 5.** (4.5) Lasater Elementary will utilize strategies to attract and retain highly qualified professional staff and provide opportunities to build leadership capacity.
- Objective 6.** Lasater Elementary will ensure staff receives training as required in stature on Bloodborne Pathogens, Child Maltreatment Responsibilities, bullying Prevention for School Personnel, Diabetes Management in Schools, Sexual Harassment for Educators, Suicide Awareness and Prevention, Teen Dating Violence for Educators, and Cybersecurity Awareness for Educators.
- Goal 5.** (Parent and Community Engagement Goal) BCISD will continue to support and increase family engagement and community involvement in schools, as measured by authentic engagement in district events and on annual parent and community surveys.
- Objective 1.** (5.1) Lasater Elementary will continue to expand and support the Family and Community Engagement in the District.
- Objective 2.** (5.2) Lasater Elementary will promote and support volunteers to increase levels of participation through events such as; Meet the Teacher Night, Curriculum Nights, literacy nights, Report Card Nights, Campus Marquees, and athletic events.
- Objective 3.** (5.3) Lasater Elementary will implement community centers at each campus.

LASATER EL

Goals

1. (Academic Goal) By 2025, the students at Brooks County ISD will meet expectations and show progress in closing the achievement gaps in ELA, Mathematics, Science, and Social Studies as measured through benchmarks, common assessments and STAAR/EOC assessments.
2. (College and Career Goal) BCISD will implement a college dual credit and career readiness program that will prepare students to succeed in college and/or other post-secondary educational opportunities as well as preparing students for career readiness through career and technical courses and certifications.
3. (Technology Goal) BCISD will implement a technology program and world class education that will prepare students to succeed in today's technological society and become global citizens.
4. (Culture and Climate Goal) BCISD will maintain and enhance the school climate, safety, well-being, and nurturing culture for students, teachers, parents, and community members. Success will be measured by respondents answering positively on the annual surveys and decrease in discipline referrals.
5. (Parent and Community Engagement Goal) BCISD will continue to support and increase family engagement and community involvement in schools, as measured by authentic engagement in district events and on annual parent and community surveys.

LASATER EL

Objectives

- 1.1. (1.1) By Spring 2026, Lasater Elementary implement Reading, Writing, Math, Science and Social Studies STAAR and EOC strategies to increase student performances as measured by meets grade level standard. Lasater will focus on all grade levels and all subject areas and will monitor student progress and passing standards for All, Gender, Hispanic, White, and Eco Disadvantaged, At-Risk, Sp. Ed., Migrant, EL and Gifted and Talented.
- 1.2. (1.2) By Spring 2025, Lasater Elementary will implement EL strategies to increase student performance as measured by the meets grade level standard.
- 1.3. (1.3) By Spring 2025, Lasater Elementary will implement SPED STAAR and EOC supports to increase student performance as measured by the meets grade level standard.
- 1.4. (1.4) By Spring 2025, Lasater elementary will implement specific GT, STAAR, and EOC strategies to increase student performance as measured by the master's grade-level standard.
- 1.5. (1.5) By Spring 2025, Lasater Elementary will implement high yield instructional strategies for Migrant Students on STAAR and EOC in order to increase student performance as measured by the meets grade-level standard.
- 2.1. (2.1) Lasater Elementary will provide college and university information to students, staff, and parents.
- 2.2. Lasater Elementary will ensure rigorous instructional strategies are implemented for post-secondary success for college and career readiness.
- 2.3. Lasater Elementary will ensure events are scheduled that promote awareness for post-secondary opportunities for students.
- 2.4. Lasater Elementary will establish staff/counselor intervention strategies to further promote student achievement.
- 2.5. Lasater Elementary will implement strategies to facilitate effective transitions for students through coordination with institutions of higher education and other local partners.
- 2.6. Lasater Elementary will create a college going atmosphere from grades PK-12 to instill a college and career readiness culture for our students.
- 3.1. (3.1) Lasater Elementary will identify and apply strategies for supporting the use and integration of technology in learning.
- 3.2. Lasater Elementary will provide training for administrators, teachers, staff, and parents in educational technology.
- 3.3. Lasater Elementary will provide all principals/directors their allocated budget for staff development for technology including state and federal funds
- 4.1. (4.1) Lasater Elementary will promote programs that communicate with students, parents, staff, and community in a positive way.
- 4.2. (4.2) The percentage of attendance for each six weeks at each campus will be at least 96% or above and the dropout rate for Falfurrias High School, and Falfurrias Jr. High will be less than 1%.
- 4.3. (4.3) Lasater Elementary will promote a safe and disciplined environment at each campus.
- 4.4. (4.4) Lasater Elementary will promote and provide social emotional support to address individual needs.

LASATER EL

Objectives

- 4.5. (4.5) Lasater Elementary will utilize strategies to attract and retain highly qualified professional staff and provide opportunities to build leadership capacity.
- 4.6. Lasater Elementary will ensure staff receives training as required in stature on Bloodborne Pathogens, Child Maltreatment Responsibilities, bullying Prevention for School Personnel, Diabetes Management in Schools, Sexual Harassment for Educators, Suicide Awareness and Prevention, Teen Dating Violence for Educators, and Cybersecurity Awareness for Educators.
- 5.1. (5.1) Lasater Elementary will continue to expand and support the Family and Community Engagement in the District.
- 5.2. (5.2) Lasater Elementary will promote and support volunteers to increase levels of participation through events such as; Meet the Teacher Night, Curriculum Nights, literacy nights, Report Card Nights, Campus Marquees, and athletic events.
- 5.3. (5.3) Lasater Elementary will implement community centers at each campus.

LASATER EL

Goal 1. (Academic Goal) By 2025, the students at Brooks County ISD will meet expectations and show progress in closing the achievement gaps in ELA, Mathematics, Science, and Social Studies as measured through benchmarks, common assessments and STAAR/EOC assessments.

Objective 1. (1.1) By Spring 2026, Lasater Elementary implement Reading, Writing, Math, Science and Social Studies STAAR and EOC strategies to increase student performances as measured by meets grade level standard. Lasater will focus on all grade levels and all subject areas and will monitor student progress and passing standards for All, Gender, Hispanic, White, and Eco Disadvantaged, At-Risk, Sp. Ed., Migrant, EL and Gifted and Talented.

Activity/Strategy	Person(s) Responsible	Timeline	Resources	Evaluation
<p>1. CLI will be utilized to assess reading skills, math skills, science skills and social and emotional competence, ALONG WITH EDUCATION ADVANCED, TESTHOUD FOR MONITORING TIA\$1000.00 (Title I SW Elements: 1.1,2.1) (Target Group: All,H,W,ECD,BI,ESL,Migrant,EB,SPED) (Strategic Priorities: 2) (ESF: 4,5)</p>	<p>Administrators, Consultant(s), Principal, Teacher(s)</p>	<p>July 2025 to June 2026</p>	<p>(F)ESSA Title I, A Improving Basic Programs - \$10,430, (L)Local Funds199-13-6xxx-00-910-51100H - \$104,141</p>	<p>Criteria: Circle Reports for each individual wave 1, 2, and 3 12/05/24 - On Track 01/31/23 - On Track 01/31/23 - On Track</p>
<p>2. New Teachers will attend Reading Academies offered by the ESC 1. Amplify and Eureka Professional Development will be offered throughout the year. (Title I SW Elements: 1.1) (Target Group: All) (Strategic Priorities: 2) (ESF: 2,2.1)</p>	<p>Consultant(s), Principal, Teacher(s)</p>	<p>July 2025 to June 2026</p>	<p>(L)Local Funds199-13-6xxx-00-910-51100H, (S)Compensatory Education, (S)Early Education Allotment - \$124,877</p>	<p>Criteria: PLC sign-in sheets Reading Academies Certificates Amplify and Eureka training sign-in sheets 01/31/23 - Some Progress 01/31/23 - Some Progress</p>
<p>3. Buy supplemental instructional materials for at-risk students focused on math and literacy, to include audio, large-print, or braille formats for eligible students. Early childhood numeracy and literacy activities and related instructional coaching for teachers or relevant training for ALL staff . SCHOLASTIC LEVEL READERS C-Z 1-5TH GRADE (Title I SW Elements: 1.1) (Target Group: ECD,BI,ESL,Migrant,EB,SPED,AtRisk,Dys,HS ,504,PRE K,K) (Strategic Priorities: 2) (ESF: 4)</p>	<p>Campus Administrators, Director of Teaching & Learning, Dyslexia specialist, Federal Programs Coordinator</p>	<p>July 2025 to June 2026</p>	<p>(F)ESSA Title I, A Improving Basic Programs - \$10,430, (S)Compensatory Education - \$69,763</p>	<p>Criteria: MAPS, DMAC, CIRCLE TEST, DYSLEXIA TEST 12/05/24 - On Track 12/05/24 - On Track 10/23/23 - Some Progress</p>
<p>4. Provide blended learning Instructional Materials that provide opportunities, comprehensive and adaptive educational experience that cater to student's unique needs and meets students exactly where they are in their learning journey. i-Ready (Title I SW Elements: 1.1,2.4,2.5) (Target Group: All,ECD,AtRisk) (Strategic Priorities: 2,4)</p>	<p>Administrators, Director of Teaching & Learning, Federal Programs Coordinator</p>	<p>July 2025 to June 2026</p>	<p>(F)ESSA Title I, A Improving Basic Programs - \$10,430, (F)LASO</p>	<p>Criteria: STAAR/EOC/STAAR ALT./TELPAS MAP Benchmarks Unit Test Common Assessments 10/23/23 - Some Progress</p>

LASATER EL

Goal 1. (Academic Goal) By 2025, the students at Brooks County ISD will meet expectations and show progress in closing the achievement gaps in ELA, Mathematics, Science, and Social Studies as measured through benchmarks, common assessments and STAAR/EOC assessments.

Objective 1. (1.1) By Spring 2026, Lasater Elementary implement Reading, Writing, Math, Science and Social Studies STAAR and EOC strategies to increase student performances as measured by meets grade level standard. Lasater will focus on all grade levels and all subject areas and will monitor student progress and passing standards for All, Gender, Hispanic, White, and Eco Disadvantaged, At-Risk, Sp. Ed., Migrant, EL and Gifted and Talented.

Activity/Strategy	Person(s) Responsible	Timeline	Resources	Evaluation
(ESF: 4,4.1,5,5.1,5.2)				
5. Lasater Elementary School will have a Reading Coach two days a week. The coach will assist the teachers and work with students . The coach will analyze data and will work on specific objectives with the students. (Title I SW Elements: 2.2,2.5) (Target Group: All) (Strategic Priorities: 2) (ESF: 4.1,5.1,5.2)	Principal	August 2025-May 2026	(F)ESSA Title I, A Improving Basic Programs - \$28,088, (S)Compensatory Education - \$69,763	Criteria: Evaluation will be based on student growth at end of year using CLI and MAP testing. Also report card grades and weekly assessments. 08/23/24 - Pending (S)

LASATER EL

- Goal 1.** (Academic Goal) By 2025, the students at Brooks County ISD will meet expectations and show progress in closing the achievement gaps in ELA, Mathematics, Science, and Social Studies as measured through benchmarks, common assessments and STAAR/EOC assessments.
- Objective 2.** (1.2) By Spring 2025, Lasater Elementary will implement EL strategies to increase student performance as measured by the meets grade level standard.

Activity/Strategy	Person(s) Responsible	Timeline	Resources	Evaluation
1. Lasater Elementary teachers will identify and utilize high yield ESL strategies daily in all core subject areas. (Title I SW Elements: 1.1,2.2) (Target Group: All,ESL) (Strategic Priorities: 2,4) (ESF: 2,3,4,5)	Teacher(s)	July 2025 to June 2026	(L)Local Funds199-13-6xxx-00-910-51100H, (S)Bilingual / ESL - \$1,307	Criteria: Lesson Plans Test Data CLI TEST MAP Test Six Weeks Grades 01/31/23 - On Track 01/31/23 - On Track
2. Lasater Elementary will utilize the Bluebonnet and I-Ready Math Curriculum in Kindergarten. The Frogstreet curriculum will be used in the Pre Kindergarten classrooms. The teachers will follow the curriculum with fidelity on a daily basis. (Title I SW Elements: 1.1,2.2,2.4,2.5) (Target Group: All,K) (Strategic Priorities: 2,4) (ESF: 2,4,5)	Principal, Teacher(s)	July 2025 to June 2026	(F)ESSA TITLE I, A Improving Basic Programs	Criteria: Criteria: Lesson Plans, teacher observations and assessments 01/31/23 - On Track 01/31/23 - On Track
3. The campus administrative team will be monitoring instructional practices through classroom visits, monthly audits, and program reports to ensure opportunities are provided for our Bilingual/ESL students through high yield strategies, differentiated instruction, as well as incorporating SLOP and TELPAS practices. (Title I SW Elements: 1.1,2.4,2.5) (Target Group: ECD,BI,ESL,EB,AtRisk) (Strategic Priorities: 2) (ESF: 4,5.3,5.4)	Administrators, Counselor, Special Programs Coordinator	July 2025 to June 2026	(S)Bilingual / ESL	Criteria: Criteria: Lesson Plans, teacher observations and assessments 10/23/23 - On Track 10/23/23 - Significant Progress

LASATER EL

Goal 1. (Academic Goal) By 2025, the students at Brooks County ISD will meet expectations and show progress in closing the achievement gaps in ELA, Mathematics, Science, and Social Studies as measured through benchmarks, common assessments and STAAR/EOC assessments.

Objective 3. (1.3) By Spring 2025, Lasater Elementary will implement SPED STAAR and EOC supports to increase student performance as measured by the meets grade level standard.

Activity/Strategy	Person(s) Responsible	Timeline	Resources	Evaluation
1. Small group intervention instruction for struggling Sp. Ed learners will be provided. (Title I SW Elements: 1.1,2.5,2.6) (Target Group: SPED,AtRisk) (Strategic Priorities: 2,4) (ESF: 4,5)	Principal, Special Ed Teachers, Teacher(s)	July 2025 to June 2026	(S)IDEA-B Preschool	Criteria: 6 weeks Progress monitoring reports Universal Screeners Attendance Discipline Reports 12/05/24 - On Track 01/31/23 - On Track 01/31/23 - On Track
2. Special Ed teachers and General Ed Teachers will meet each 6 weeks to collaborate and identify specific areas of need for Special Ed students. (Title I SW Elements: 1.1,2.2,2.4,2.5) (Target Group: SPED) (Strategic Priorities: 2,4) (ESF: 3,4,5)	Principal, Special Ed Teachers, Teacher(s)	July 2025 to June 2026	(F)IDEA B-Formula/Sp Ed - \$100	Criteria: Lesson Plans Test Data Sign in Sheets Attendance Progress Reports Six Weeks Grades 01/31/23 - On Track 01/31/23 - On Track 01/31/23 - On Track
3. Special Education teachers will provide classroom inclusion support during the school day. (Title I SW Elements: 1.1,2.2,2.5,2.6) (Target Group: SPED) (Strategic Priorities: 2,4) (ESF: 2,4,5)	Special Ed Teachers	July 2024 to June 2025	(S)IDEA-B Preschool	Criteria: Criteria: Progress reports and 6th-week report cards Attendance Universal Screeners 12/05/24 - On Track 01/31/23 - On Track 01/31/23 - On Track
4. Reading Eggs will be used to improve their reading levels and increase their vocabulary usage. (Title I SW Elements: 1.1,2.1) (Target Group: All,SPED,PRE K,K) (Strategic Priorities: 2,4) (ESF: 3,4,5)	Principal, Teacher(s)	July 2024 to June 2025	(F)ESSA Title I, A Improving Basic Programs - \$10,340, (S)IDEA Pre-school - \$250,986	Criteria: Criteria: 6th week progress monitoring reports Attendance Discipline 12/05/24 - On Track 01/31/23 - On Track 01/31/23 - On Track
5. The Heggerty Phonemic Awareness	Principal, Teacher(s)	July 2024 to June	(F)ESSA Title I, A Improving	Criteria: Progress Reports and Six

LASATER EL

Goal 1. (Academic Goal) By 2025, the students at Brooks County ISD will meet expectations and show progress in closing the achievement gaps in ELA, Mathematics, Science, and Social Studies as measured through benchmarks, common assessments and STAAR/EOC assessments.

Objective 3. (1.3) By Spring 2025, Lasater Elementary will implement SPED STAAR and EOC supports to increase student performance as measured by the meets grade level standard.

Activity/Strategy	Person(s) Responsible	Timeline	Resources	Evaluation
program will be a supplement to our reading program. It will improve our student's reading, spelling and writing skills. (Title I SW Elements: 1.1,2.5,2.6) (Target Group: K) (Strategic Priorities: 2) (ESF: 3,4,5)		2025	Basic Programs - \$10,340, (L)Local Funds199-13-6xxx-00-910-51100H	Weeks Report cards Attendance Universal Screeners Discipline Reports 12/05/24 - On Track 10/23/23 - Some Progress
6. Phonovisual Charts will be used daily throughout the school year. It is an organized and systematic approach to teaching sound/symbol relationship. (Title I SW Elements: 1.1,2.2,2.5) (Target Group: PRE K,K) (Strategic Priorities: 2) (ESF: 3,4,5)	Principal, Teacher(s)	July 2024 to June 2025	(L)Local Funds199-13-6xxx-00-910-51100H	Criteria: Progress reports and six weeks report cards Universal Screeners B-M-E Attendance Discipline Reports 10/23/23 - On Track
7. Pre-Kindergarten and Kindergarten students will be practicing a list of sight words throughout the school year. Building a stronger vocabulary for better reading practices. (Title I SW Elements: 1.1,2.2) (Target Group: All) (Strategic Priorities: 2) (ESF: 5,5.1,5.3,5.4)	Principal, Teacher(s)	July 2024 to June 2025	(L)Local Funds199-13-6xxx-00-910-51100H, (S)IDEA-B Preschool	Criteria: Progress reports and 6th Weeks report cards. 12/05/24 - On Track 10/23/23 - Some Progress
8. After school tutoring will be offered to Kindergarten students who are struggling in Math and Reading. the additional help in a smaller setting will help the students progress. (Title I SW Elements: 2.5) (Target Group: K) (Strategic Priorities: 2) (ESF: 5,5.1,5.3)	Teacher(s)	July 2024 to June 2025	(L)Local Funds199-13-6xxx-00-910-51100H	Criteria: Progress reports and Six Week report cards. 10/23/23 - Some Progress
9. Teachers will receive training on Phonovisual Chart. They will learn the correct sounds and mouth movements, such as, tongue placement. (Title I SW Elements: 2.4,2.5) (Target Group: All) (Strategic Priorities: 2) (ESF: 1.2)	Principal, Reading Interventionist	September	(F)Title IV, Part A	Criteria: Better scores on CLI and MAPS testing 12/05/24 - On Track

LASATER EL

Goal 1. (Academic Goal) By 2025, the students at Brooks County ISD will meet expectations and show progress in closing the achievement gaps in ELA, Mathematics, Science, and Social Studies as measured through benchmarks, common assessments and STAAR/EOC assessments.

Objective 4. (1.4) By Spring 2025, Lasater elementary will implement specific GT, STAAR, and EOC strategies to increase student performance as measured by the master's grade-level standard.

Activity/Strategy	Person(s) Responsible	Timeline	Resources	Evaluation
1. Lasater Teachers will identify and utilize G/T strategies that will support and enhance the academic success of G/T students in all assessed areas. (Title I SW Elements: 1.1,2.2) (Target Group: All,GT) (Strategic Priorities: 2) (ESF: 3,4,5)	Principal, Teacher(s)	July 2025 to June 2026	(S)G/T Ed Block Grant - \$1,460	Criteria: Lesson Plans Universal Screeners B-M-E Attendance Discipline Reports 01/31/23 - On Track

LASATER EL

Goal 1. (Academic Goal) By 2025, the students at Brooks County ISD will meet expectations and show progress in closing the achievement gaps in ELA, Mathematics, Science, and Social Studies as measured through benchmarks, common assessments and STAAR/EOC assessments.

Objective 5. (1.5) By Spring 2025, Lasater Elementary will implement high yield instructional strategies for Migrant Students on STAAR and EOC in order to increase student performance as measured by the meets grade-level standard.

Activity/Strategy	Person(s) Responsible	Timeline	Resources	Evaluation
1. Lasater teachers will identify and utilize high yield strategies that will support Migrant students across all subject areas. (Title I SW Elements: 1.1,2.2) (Target Group: All,Migrant) (Strategic Priorities: 4) (ESF: 5)	Principal, Teacher(s)	July 2025 to June 2026	(F)T1Part C-Migrant	Criteria: Lesson Plans Universal Screeners B-M-E Attendance Discipline Reports 01/31/23 - On Track
2. Reading Eggs will be used to improve their reading levels and vocabulary development. (Title I SW Elements: 1.1,2.2,2.4) (Target Group: Migrant,EB) (Strategic Priorities: 2,4) (ESF: 2,3,4,5)	Principal, Teacher(s)	July 2025 to June 2026	(S)Compensatory Education - \$69,765	Criteria: 6th week progress reports Universal Screeners B-M-E Attendance Discipline Reports 01/31/23 - On Track 01/31/23 - On Track
3. Migrant students will be issued an IPAD to support all the educational programs. Students can support their classroom initiatives at home. (Title I SW Elements: 1.1,2.4,2.5) (Target Group: Migrant,EB) (Strategic Priorities: 2,4) (ESF: 3,4,5)	Principal, Teacher(s)	July 2025 to June 2026	(L)Local Funds199-13-6xxx-00-910-51100H	Criteria: 6th weeks progress reports Universal Screeners B-M-E Attendance Discipline Reports 01/31/23 - On Track 01/31/23 - Some Progress

LASATER EL

Goal 2. (College and Career Goal) BCISD will implement a college dual credit and career readiness program that will prepare students to succeed in college and/or other post-secondary educational opportunities as well as preparing students for career readiness through career and technical courses and certifications.

Objective 1. (2.1) Lasater Elementary will provide college and university information to students, staff, and parents.

Activity/Strategy	Person(s) Responsible	Timeline	Resources	Evaluation
1. Each teacher will display their personal University pennants and/or Degree in their classroom. (Title I SW Elements: 1.1,2.1,3.1) (Target Group: All) (Strategic Priorities: 3) (ESF: 3)	Administrators, Teacher(s)	July 2025 to June 2026	(L)Local Funds199-13-6xxx-00-910-51100H - \$104,114	Criteria: Six Weeks Grades Progress Reports Attendance Universal Screeners 01/31/23 - On Track 01/31/23 - On Track
2. College Shirt Thursdays - All staff members will be encouraged to wear their University shirts and students will also be encouraged to wear a college shirt of their choice. (Title I SW Elements: 1.1) (Target Group: All) (Strategic Priorities: 2,3,4)	Teacher(s)	July 2025 to June 2026	(L)Local Funds199-13-6xxx-00-910-51100H	Criteria: Staff and Student participation Six Weeks Grades Progress Reports Attendance Universal Screeners 01/31/23 - On Track 01/31/23 - On Track
3. Lasater Elementary will display college banners in the hallways. They will be displayed in all areas of the school. (Title I SW Elements: 1.1) (Target Group: All) (Strategic Priorities: 2,3,4)	Principal, Teacher(s)	July 2025 to June 2026	(L)Local Funds199-13-6xxx-00-910-51100H	Criteria: Visual confirmation of college banners Six Weeks Grades Progress Reports Attendance Universal Screeners 01/31/23 - On Track 01/31/23 - On Track

LASATER EL

Goal 2. (College and Career Goal) BCISD will implement a college dual credit and career readiness program that will prepare students to succeed in college and/or other post-secondary educational opportunities as well as preparing students for career readiness through career and technical courses and certifications.

Objective 2. Lasater Elementary will ensure rigorous instructional strategies are implemented for post-secondary success for college and career readiness.

Activity/Strategy	Person(s) Responsible	Timeline	Resources	Evaluation
<p>1. Lasater will coordinate with Falfurrias Elementary and other local partners (Head Start, Migrant,etc.) to provide transition activities for students moving on to 1st or coming into PreK that includes a walk through of the campus to help familiarize students with the facilities. (Title I SW Elements: 1.1) (Target Group: Migrant,SPED) (Strategic Priorities: 2) (ESF: 3,4,5)</p>	<p>Outside Agency, Principal, Teacher(s)</p>	<p>July 2025 to June 2026</p>	<p>(L)Local Funds199-13-6xxx-00-910-51100H</p>	<p>Criteria: Agendas Sign -in sheets Six Weeks Grades Progress Reports Attendance Universal Screeners</p> <p>01/31/23 - On Track</p>
<p>2. Lasater will post banners in each grade level hallway stating "Class of...." so that students an start imagining their graduation goal. (Title I SW Elements: 1.1) (Target Group: All) (Strategic Priorities: 3) (ESF: 3)</p>	<p>CTE Director, Principal, Teacher(s)</p>	<p>July 2025 to June 2026</p>	<p>(L)Local Funds199-13-6xxx-00-910-51100H</p>	<p>Criteria: Six Weeks Grades Progress Reports Attendance Universal Screeners</p> <p>01/31/23 - On Track</p>
<p>3. Lasater will coordinate with the Special Education Teachers and staff in transitioning Special Education students into Lasater School. Students will be escorted to various areas of the school. Students will be made to feel comfortable in their new surroundings. (Title I SW Elements: 1.1) (Target Group: SPED) (Strategic Priorities: 3,4) (ESF: 4.1,5.1,5.2,5.3)</p>	<p>Principal, Special Ed Teachers, Teacher(s)</p>	<p>July 2025 to June 2026</p>	<p>(F)IDEA B-Formula/Sp Ed - \$100, (L)Local Funds199-13-6xxx-00-910-51100H</p>	<p>Criteria: Criteria: Sign In Sheets Six Weeks Grades Progress Reports Attendance Universal Screeners</p> <p>01/31/23 - On Track</p>

LASATER EL

Goal 2. (College and Career Goal) BCISD will implement a college dual credit and career readiness program that will prepare students to succeed in college and/or other post-secondary educational opportunities as well as preparing students for career readiness through career and technical courses and certifications.

Objective 3. Lasater Elementary will ensure events are scheduled that promote awareness for post-secondary opportunities for students.

Activity/Strategy	Person(s) Responsible	Timeline	Resources	Evaluation
<p>1. Lasater will implement a "Career Day" to encourage students choose a career and come to school dressed up according to the career they have chosen. (Title I SW Elements: 1.1) (Target Group: All) (Strategic Priorities: 3) (ESF: 3)</p>	<p>Administrators, Counselor, Teacher(s)</p>	<p>July 2024 to June 2025</p>	<p>(L)Local Funds199-13-6xxx-00-910-51100H</p>	<p>Criteria: Criteria: Class participation counts Six Weeks Grades Progress Reports Attendance Universal Screeners</p> <p>01/31/23 - On Track</p>
<p>2. Lasater will have a "Career Poster Contest", students will be given opportunities to show a career on poster boards. (Title I SW Elements: 1.1) (Target Group: All) (Strategic Priorities: 3,4) (ESF: 3)</p>	<p>Administrators, Teacher(s)</p>	<p>July 2024 to June 2025</p>	<p>(L)Local Funds199-13-6xxx-00-910-51100H</p>	<p>Criteria: Six Weeks Grades Progress Reports Attendance Universal Screeners</p> <p>10/23/23 - Some Progress 01/31/23 - Pending</p>

LASATER EL

Goal 2. (College and Career Goal) BCISD will implement a college dual credit and career readiness program that will prepare students to succeed in college and/or other post-secondary educational opportunities as well as preparing students for career readiness through career and technical courses and certifications.

Objective 4. Lasater Elementary will establish staff/counselor intervention strategies to further promote student achievement.

Activity/Strategy	Person(s) Responsible	Timeline	Resources	Evaluation
1. Lasater Elementary will offer small group instruction during the instructional day to support struggling learners. (Title I SW Elements: 1.1,2.2,2.4,2.5) (Target Group: All,H,ECD,BI,ESL,Migrant,EB,SPED) (Strategic Priorities: 2,3) (ESF: 4,5)	Counselor, Principal, Teacher(s)	July 2024 to June 2025	(L)Local Funds199-13-6xxx-00-910-51100H	Criteria: Six Weeks Grades Progress Reports Attendance Universal Screeners 01/31/23 - On Track
2. Lasater Elementary will offer counseling sessions to students to promote academic achievement and career goals. (Title I SW Elements: 1.1,2.1,2.2,2.4,2.5) (Target Group: All) (Strategic Priorities: 2,3) (ESF: 2,3,4,5)	Administrators, Counselor, Teacher(s)	July 2024 to June 2025	(L)Local Funds199-13-6xxx-00-910-51100H	Criteria: Six Weeks Grades Progress Reports Attendance Universal Screeners 01/31/23 - On Track
3. Counselor will address Social Emotional needs to all students. She will address any concerns and obstacles that arise in the school day. (Title I SW Elements: 2.2,2.4,2.6) (Target Group: All) (Strategic Priorities: 2) (ESF: 3,3.1,3.2,3.3,3.4)	Counselor	August-May2024	(F)Title IV, Part A	Criteria: Lessen student behavior problems. Less students sent to counselor or office. 12/05/24 - On Track

LASATER EL

Goal 2. (College and Career Goal) BCISD will implement a college dual credit and career readiness program that will prepare students to succeed in college and/or other post-secondary educational opportunities as well as preparing students for career readiness through career and technical courses and certifications.

Objective 5. Lasater Elementary will implement strategies to facilitate effective transitions for students through coordination with institutions of higher education and other local partners.

Activity/Strategy	Person(s) Responsible	Timeline	Resources	Evaluation
1. Lasater Elementary will coordinate with Head Start and other local agencies to assist students in achieving a smooth and effective transition to and from Lasater Elementary. (Title I SW Elements: 2.1,2.2,2.6) (Target Group: All) (Strategic Priorities: 2,3) (ESF: 2,3)	Counselor, Principal, Teacher(s)	July 2024 to June 2025	(L)Local Funds199-13-6xxx-00-910-51100H	Criteria: Six Weeks Grades Progress Reports Attendance Universal Screeners 01/31/23 - On Track
2. Lasater Elementary will coordinate with Special Education teachers and parents to ensure a smooth transition into the Special Education program. Students and parents will be shown the campus and classrooms. (Title I SW Elements: 1.1,2.1,3.1) (Target Group: SPED) (Strategic Priorities: 3,4) (ESF: 3)	Administrators, Counselor, Principal, Special Ed Teachers	July 2024 to June 2025	(L)Local Funds199-13-6xxx-00-910-51100H	Criteria: Six Weeks Grades Progress Reports Attendance Universal Screeners 01/31/23 - On Track

LASATER EL

Goal 2. (College and Career Goal) BCISD will implement a college dual credit and career readiness program that will prepare students to succeed in college and/or other post-secondary educational opportunities as well as preparing students for career readiness through career and technical courses and certifications.

Objective 6. Lasater Elementary will create a college going atmosphere from grades PK-12 to instill a college and career readiness culture for our students.

Activity/Strategy	Person(s) Responsible	Timeline	Resources	Evaluation
1. Each teacher will display their personal University pennants and/or Degree in their classroom. (Title I SW Elements: 1.1,2.1,3.1) (Target Group: All) (Strategic Priorities: 3) (ESF: 3)	Counselor, Principal, Teacher(s)	July 2024 to June 2025	(L)Local Funds199-13-6xxx-00-910-51100H	Criteria: Six Weeks Grades Progress Reports Attendance Universal Screeners 01/31/23 - On Track
2. College Shirt Thursdays - All staff members will be encouraged to wear their University shirts and students will also be encouraged to wear a college shirt of their choice. (Title I SW Elements: 1.1,2.1) (Target Group: All) (Strategic Priorities: 1) (ESF: 3)	Counselor(s), Principal, Teacher(s)	July 2024 to June 2025	(L)Local Funds199-13-6xxx-00-910-51100H	Criteria: Six Weeks Grades Progress Reports Attendance Universal Screeners 01/31/23 - On Track
3. Lasater School hallways will have college banners. Promoting college awareness and spirit. (Title I SW Elements: 2.1,2.2) (Target Group: All) (Strategic Priorities: 3,4) (ESF: 3)	Administrators, Counselor, Teacher(s)	July 2024 to June 2025	(L)Local Funds199-13-6xxx-00-910-51100H	Criteria: Six Weeks Grades Progress Reports Attendance Universal Screeners 01/31/23 - On Track

LASATER EL

Goal 3. (Technology Goal) BCISD will implement a technology program and world class education that will prepare students to succeed in today's technological society and become global citizens.

Objective 1. (3.1) Lasater Elementary will identify and apply strategies for supporting the use and integration of technology in learning.

Activity/Strategy	Person(s) Responsible	Timeline	Resources	Evaluation
<p>1. Students will utilize Bluebonnet, I-Ready Math, Reading Eggs as well as Math Seeds on their IPADs daily to enhance reading and math skills. (Title I SW Elements: 1.1,2.4,2.5) (Target Group: All) (Strategic Priorities: 1,2) (ESF: 3,4,5)</p>	<p>Administrators, Counselor(s), District Leadership Team, Teacher(s)</p>	<p>July 2025 to June 2026</p>	<p>(F)ESSA Title I, A Improving Basic Programs - \$10,340, (L)Local Funds199-13-6xxx-00-910-51100H - \$104,141</p>	<p>Criteria: Six Weeks Grades Progress Reports Attendance Universal Screeners</p> <p>12/05/24 - On Track 01/31/23 - On Track</p>
<p>2. Teachers will use SMARTBOARDS, New Line TVs, document cameras, laptops, iPads, etc to deliver instructional lessons, concepts, and skills in all core subjects. FILEWAVE TIA \$1,593.93 (Title I SW Elements: 1.1,2.1,2.5) (Target Group: All,ECD) (Strategic Priorities: 2) (ESF: 4,5)</p>	<p>Administrators, Counselor, Director of Technology, District Leadership Team, Teacher(s)</p>	<p>July 2024 to June 2025</p>	<p>(F)ESSA Title I, A Improving Basic Programs - \$10,430</p>	<p>Criteria: Lessons Plans Six Weeks Grades Progress Reports Attendance Universal Screeners</p> <p>12/05/24 - On Track 01/31/23 - On Track</p>
<p>3. Lasater students will have access to 75 new Chromebooks, they will have up to date technology in their hands. (Title I SW Elements: 1.1,2.5) (Target Group: All) (Strategic Priorities: 2) (ESF: 4,5)</p>	<p>Administrators, District Leadership Team, Teacher(s)</p>	<p>July 2024 to June 2025</p>	<p>(F)ESSA Title I, A Improving Basic Programs - \$13,909, (L)Local Funds199-13-6xxx-00-910-51100H</p>	<p>Criteria: Lessons Plans Six Weeks Grades Progress Reports Attendance Universal Screeners Discipline Reports</p> <p>12/05/24 - On Track 10/23/23 - On Track</p>

LASATER EL

Goal 3. (Technology Goal) BCISD will implement a technology program and world class education that will prepare students to succeed in today's technological society and become global citizens.

Objective 2. Lasater Elementary will provide training for administrators, teachers, staff, and parents in educational technology.

Activity/Strategy	Person(s) Responsible	Timeline	Resources	Evaluation
1. Lasater Elementary will provide technology training through the district's tech dept to help keep teachers up to date on all technology upgrades. (Title I SW Elements: 1.1,2.1,2.5) (Target Group: All) (Strategic Priorities: 2) (ESF: 4,5)	Director of Technology, Maintenance/Trasportation Personnel , Principal, Teacher(s)	July 2025 to June 2026	(L)Local Funds199-13-6xxx-00-910-51100H	Criteria: Lessons Plans Six Weeks Grades Progress Reports Attendance Universal Screeners Discipline Reports 01/31/23 - Some Progress
2. Lasater Elementary will provide training for MAP and CLI testing. Training will be provided thru Technology Department. (Title I SW Elements: 1.1,2.4,2.5) (Target Group: All) (Strategic Priorities: 4) (ESF: 1,2,5)	Director of Technology, Principal, Teacher(s)	July 2025 to June 2026	(L)Local Funds199-13-6xxx-00-910-51100H	Criteria: Lessons Plans Six Weeks Grades Progress Reports Attendance Universal Screeners Discipline Reports 01/31/23 - Some Progress

LASATER EL

Goal 3. (Technology Goal) BCISD will implement a technology program and world class education that will prepare students to succeed in today's technological society and become global citizens.

Objective 3. Lasater Elementary will provide all principals/directors their allocated budget for staff development for technology including state and federal funds

Activity/Strategy	Person(s) Responsible	Timeline	Resources	Evaluation
1. Lasater elementary will utilize allocated technology funds as needed to ensure students and staff have the most current up to date technology hardware and software. (Title I SW Elements: 1.1,2.1,2.5) (Target Group: All) (Strategic Priorities: 1,2) (ESF: 1,4,5)	Director of Technology, District Leadership Team, Principal, Teacher(s)	July 2024 to June 2025	(L)Local Funds199-13-6xxx-00-910-51100H	Criteria: Lessons Plans Six Weeks Grades Progress Reports Attendance Universal Screeners Discipline Reports 01/31/23 - On Track

LASATER EL

Goal 4. (Culture and Climate Goal) BCISD will maintain and enhance the school climate, safety, well-being, and nurturing culture for students, teachers, parents, and community members. Success will be measured by respondents answering positively on the annual surveys and decrease in discipline referrals.

Objective 1. (4.1) Lasater Elementary will promote programs that communicate with students, parents, staff, and community in a positive way.

Activity/Strategy	Person(s) Responsible	Timeline	Resources	Evaluation
1. Lasater Elementary will disseminate an annual parent survey to assess parents' views and opinions regarding school effectiveness. (Title I SW Elements: 1.1,2.1,2.2) (Target Group: All) (Strategic Priorities: 2) (ESF: 1,3)	Counselor, Principal, Teacher(s)	July 2025 to June 2026	(L)Local Funds199-13-6xxx-00-910-51100H	Criteria: Survey results Lessons Plans Six Weeks Grades Progress Reports Attendance Universal Screeners Discipline Reports 01/31/23 - On Track
2. Lasater will disseminate a Teacher/Staff survey annually to gauge school climate and culture. (Title I SW Elements: 1.1,2.1,3.1) (Target Group: All) (Strategic Priorities: 1,2) (ESF: 1,3)	Counselor, Principal, Teacher(s)	July 2024 to June 2025	(L)Local Funds199-13-6xxx-00-910-51100H	Criteria: Survey Survey results Lessons Plans Six Weeks Grades Progress Reports Attendance Universal Screeners Discipline Reports 01/31/23 - On Track

LASATER EL

Goal 4. (Culture and Climate Goal) BCISD will maintain and enhance the school climate, safety, well-being, and nurturing culture for students, teachers, parents, and community members. Success will be measured by respondents answering positively on the annual surveys and decrease in discipline referrals.

Objective 2. (4.2) The percentage of attendance for each six weeks at each campus will be at least 96% or above and the dropout rate for Falfurrias High School, and Falfurrias Jr. High will be less than 1%.

Activity/Strategy	Person(s) Responsible	Timeline	Resources	Evaluation
1. Lasater Elementary will provide attendance incentives to students and classes in an effort to increase student attendance. (Title I SW Elements: 1.1,2.1,2.6,3.1) (Target Group: All) (Strategic Priorities: 1) (ESF: 1,3)	Counselor, Principal, Teacher(s)	July 2025 to June 2026	(L)Local Funds199-13-6xxx-00-910-51100H - \$104,141	Criteria: Lessons Plans Six Weeks Grades Progress Reports Attendance Universal Screeners Discipline Reports 01/31/23 - On Track 01/31/23 - On Track
2. Visual displays will be put in the hallway indicating attendance rates for each class in an effort to promote student attendance. (Title I SW Elements: 1.1,2.1,2.4) (Target Group: All) (Strategic Priorities: 1) (ESF: 2,4,5)	Counselor, Principal, Teacher(s)	July 2025 to June 2026	(L)Local Funds199-13-6xxx-00-910-51100H	Criteria: Lessons Plans Six Weeks Grades Progress Reports Attendance Universal Screeners Discipline Reports 01/31/23 - On Track
3. Lasater Elementary will give individual and classroom attendance incentives throughout the school year. Weekly ,Six weeks and yearly incentives will be given. Daily recognition of classrooms with 100% attendance will be made. (Title I SW Elements: 1.1,2.1,2.2) (Target Group: All) (Strategic Priorities: 3,4) (ESF: 1,3)	Principal, Secretary, Teacher(s)	July 2025 to June 2026	(L)Local Funds199-13-6xxx-00-910-51100H	Criteria: Lessons Plans Six Weeks Grades Progress Reports Attendance Universal Screeners Discipline Reports 01/31/23 - On Track 01/31/23 - On Track
4. Closing the attendance gaps by using technology to monitor attendance on a daily basis. Office staff will use ascender to find student information and calling students on a daily basis. Purchasing 2 computers to help in locating students and increasing attendance rates. (Title I SW Elements: 2.6) (Target Group: All) (Strategic Priorities: 2) (ESF: 1.2,3.3,3.4)	PEIMS Clerk, Principal, Secretary	July 2025 thru May 2026	(F)Title I, Part A Parental Engagement	Criteria: Daily attendance checks to determine student attendance. Every month check attendance rates for individual grade levels. 05/14/24 - Pending

LASATER EL

Goal 4. (Culture and Climate Goal) BCISD will maintain and enhance the school climate, safety, well-being, and nurturing culture for students, teachers, parents, and community members. Success will be measured by respondents answering positively on the annual surveys and decrease in discipline referrals.

Objective 3. (4.3) Lasater Elementary will promote a safe and disciplined environment at each campus.

Activity/Strategy	Person(s) Responsible	Timeline	Resources	Evaluation
1. The campus will continue to follow policies and procedures that promote a safe, secure and orderly environment. (Title I SW Elements: 1.1,2.1,2.2) (Target Group: All) (Strategic Priorities: 1) (ESF: 1,3)	Counselor, Principal, Teacher(s)	July 2025 to June 2026	(L)Local Funds199-13-6xxx-00-910-51100H	Criteria: Lessons Plans Six Weeks Grades Progress Reports Attendance Universal Screeners Discipline Reports Drills Safety Meetings 01/31/23 - On Track
2. Lasater Elementary will present the Six Pillars of Character through morning announcements, focusing on one character trait weekly throughout the school year. (Title I SW Elements: 1.1,2.1) (Target Group: All) (Strategic Priorities: 1) (ESF: 1,2,3)	Counselor, Principal, Teacher(s)	July 2025 to June 2026	(L)Local Funds199-13-6xxx-00-910-51100H	Criteria: Lessons Plans Six Weeks Grades Progress Reports Attendance Universal Screeners Discipline Reports 01/31/23 - Some Progress
3. Lasater Elementary will form a Campus Safety Committee. Campus safety concerns will be studied and addressed. (Title I SW Elements: 1.1,2.4) (Target Group: All,H,ECD,BI,ESL,Migrant,SPED,GT) (Strategic Priorities: 1) (ESF: 3)	Principal, Security Officer, Teacher(s)	July 2025 to June 2026	(L)Local Funds199-13-6xxx-00-910-51100H	Criteria: Criteria: Safety Audits throughout the year Counseling Reports Lessons Plans Six Weeks Grades Progress Reports Attendance Universal Screeners Discipline Reports 01/31/23 - On Track
4. Lasater will continue to use a metal detector in the main entrance. The safety of our students and staff is of most importance. (Title I SW Elements: 1.1,2.2) (Target Group: All) (Strategic Priorities: 1,2,3) (ESF: 2,3)	Administrators, Counselor, Teacher(s)	July 2025 to June 2026	(L)Local Funds199-13-6xxx-00-910-51100H	Criteria: Visitor sign-in sheets Drills Safety Committee Lessons Plans Six Weeks Grades Progress Reports Attendance

LASATER EL

Goal 4. (Culture and Climate Goal) BCISD will maintain and enhance the school climate, safety, well-being, and nurturing culture for students, teachers, parents, and community members. Success will be measured by respondents answering positively on the annual surveys and decrease in discipline referrals.

Objective 3. (4.3) Lasater Elementary will promote a safe and disciplined environment at each campus.

Activity/Strategy	Person(s) Responsible	Timeline	Resources	Evaluation
				Universal Screeners Discipline Reports 10/23/23 - On Track
5. A Safety Screen will be added as a new safety measure on the west side of the campus. The screen will block unknown visitors from looking into the playground area. (Target Group: All) (Strategic Priorities: 1) (ESF: 3)	Principal	November 2025	(L)Local Funds 199-13-6xxx-00-910-51100H	Criteria: Students and Staff will feel safer while being outside during PE/Recess. 12/05/24 - On Track

LASATER EL

Goal 4. (Culture and Climate Goal) BCISD will maintain and enhance the school climate, safety, well-being, and nurturing culture for students, teachers, parents, and community members. Success will be measured by respondents answering positively on the annual surveys and decrease in discipline referrals.

Objective 4. (4.4) Lasater Elementary will promote and provide social emotional support to address individual needs.

Activity/Strategy	Person(s) Responsible	Timeline	Resources	Evaluation
<p>1. Lasater Elementary will assist families in identifying local agencies that can assist and support students who need additional emotional and social support. (Title I SW Elements: 2.1,2.2,3.1) (Target Group: All) (Strategic Priorities: 2,4) (ESF: 1,3)</p>	<p>Administrators, Counselor, Teacher(s)</p>	<p>July 2025 to June 2026</p>	<p>(L)Local Funds199-13-6xxx-00-910-51100H</p>	<p>Criteria: Number of family referrals made Lessons Plans Six Weeks Grades Progress Reports Attendance Universal Screeners Discipline Reports</p> <p>01/31/23 - On Track</p>
<p>2. Lasater Elementary will utilize district counselors and other support staff to work with students who are experiencing mental and emotional issues that are affecting their success at school. (Title I SW Elements: 1.1,2.1,2.2) (Target Group: All) (Strategic Priorities: 2,4) (ESF: 3,4)</p>	<p>Counselor(s), Principal, Teacher(s)</p>	<p>July 2025 to June 2026</p>	<p>(L)Local Funds199-13-6xxx-00-910-51100H</p>	<p>Criteria: Lessons Plans Six Weeks Grades Progress Reports Attendance Universal Screeners Discipline Reports</p> <p>01/31/23 - On Track</p>
<p>3. Lasater Elementary will provide Individual and classroom counseling sessions to promote positive healthy attitudes. (Title I SW Elements: 1.1,2.2) (Target Group: All) (Strategic Priorities: 4) (ESF: 3)</p>	<p>Administrators, Counselor(s), Teacher(s)</p>	<p>July 2025 to June 2026</p>	<p>(L)Local Funds199-13-6xxx-00-910-51100H</p>	<p>Criteria: Criteria: Sign In sheets, number of counseling sessions Lessons Plans Six Weeks Grades Progress Reports Attendance Universal Screeners Discipline Reports</p> <p>01/31/23 - On Track</p>

LASATER EL

Goal 4. (Culture and Climate Goal) BCISD will maintain and enhance the school climate, safety, well-being, and nurturing culture for students, teachers, parents, and community members. Success will be measured by respondents answering positively on the annual surveys and decrease in discipline referrals.

Objective 5. (4.5) Lasater Elementary will utilize strategies to attract and retain highly qualified professional staff and provide opportunities to build leadership capacity.

Activity/Strategy	Person(s) Responsible	Timeline	Resources	Evaluation
1. Lasater Elementary will advertise for highly qualified staff through the district website as well as through the ESC2 website. (Title I SW Elements: 1.1,2.1) (Target Group: All) (Strategic Priorities: 1) (ESF: 1,3)	District Leadership Team, Principal	July 2025 to June 2026	(L)Local Funds199-13-6xxx-00-910-51100H	Criteria: Lessons Plans Six Weeks Grades Progress Reports Attendance Universal Screeners Discipline Reports 01/31/23 - On Track
2. Lasater Elementary will support the district's New Teacher Orientation by ensuring all new hires attend. (Title I SW Elements: 1.1,2.2) (Target Group: All) (Strategic Priorities: 1) (ESF: 3)	District Leadership Team, Principal	July 2025 to June 2026	(L)Local Funds199-13-6xxx-00-910-51100H	Criteria: Meeting Sign-in Sheet Attendance 01/31/23 - On Track
3. Lasater will support new teachers by providing a mentor for instructional support. (Title I SW Elements: 1.1,2.2,2.5) (Target Group: All) (Strategic Priorities: 2,4) (ESF: 3,4)	Lead Teacher, Principal, Teacher(s)	July 2025 to June 2026	(L)Local Funds199-13-6xxx-00-910-51100H	Criteria: Criteria: Teacher feedback Lessons Plans Six Weeks Grades Progress Reports Attendance Universal Screeners Discipline Reports 01/31/23 - On Track

LASATER EL

Goal 4. (Culture and Climate Goal) BCISD will maintain and enhance the school climate, safety, well-being, and nurturing culture for students, teachers, parents, and community members. Success will be measured by respondents answering positively on the annual surveys and decrease in discipline referrals.

Objective 6. Lasater Elementary will ensure staff receives training as required in stature on Bloodborne Pathogens, Child Maltreatment Responsibilities, bullying Prevention for School Personnel, Diabetes Management in Schools, Sexual Harassment for Educators, Suicide Awareness and Prevention, Teen Dating Violence for Educators, and Cybersecurity Awareness for Educators.

Activity/Strategy	Person(s) Responsible	Timeline	Resources	Evaluation
1. Lasater Elementary will ensure that staff receive all required staff development throughout the school year. (Title I SW Elements: 1.1,2.2) (Target Group: All) (Strategic Priorities: 1)	Principal, Teacher(s)	July 2025 to June 2026	(L)Local Funds199-13-6xxx-00-910-51100H	Criteria: Sign in Sheets and positive teacher survey results 01/31/23 - On Track
2. Teachers will have an opportunity to request specific trainings they would like to attend. (Title I SW Elements: 2.5) (Target Group: All) (Strategic Priorities: 2,4) (ESF: 1.1,2.1,5.1,5.2)	Principal, Teacher(s)	July 2025 to June 2026	(L)Local Funds199-13-6xxx-00-910-51100H	Criteria: Criteria: Positive remarks on end of year surveys 01/31/23 - On Track

LASATER EL

Goal 5. (Parent and Community Engagement Goal) BCISD will continue to support and increase family engagement and community involvement in schools, as measured by authentic engagement in district events and on annual parent and community surveys.

Objective 1. (5.1) Lasater Elementary will continue to expand and support the Family and Community Engagement in the District.

Activity/Strategy	Person(s) Responsible	Timeline	Resources	Evaluation
<p>1. A web page, Parent Square and Facebook page will be maintained to inform parents and the community of campus events, activities, and academics. (Title I SW Elements: 1.1,2.1,2.3,3.2) (Target Group: All) (Strategic Priorities: 1) (ESF: 4,5)</p>	<p>Administrators, Librarian, Principal</p>	<p>July 2025 to June 2026</p>	<p>(L)Local Funds199-13-6xxx-00-910-51100H</p>	<p>Criteria: Facebook page Campus website Lessons Plans Six Weeks Grades Progress Reports Attendance Universal Screeners Discipline Reports</p> <p>01/31/23 - On Track</p>
<p>2. Lasater Elementary will promote Parent and Family involvement through various activities and opportunities may available through the Community Room on the campus. Activities such as, parent informational sessions, make and takes, parenting classes, etc. 1. Community Involvement Conference at Falfurrias High School (Title I SW Elements: 1.1,2.1) (Target Group: All,ECD) (Strategic Priorities: 2,4) (ESF: 4,5)</p>	<p>Administrators, Principal, Special Programs Coordinator, Teacher(s)</p>	<p>July 2025 to June 2026</p>	<p>(F)ESSA TITLE I, A Improving Basic Programs, (L)Local Funds199-13-6xxx-00-910-51100H - \$104,172</p>	<p>Criteria: Parent Contact Logs Annual Parent Policy Review Parent Survey's on service/activities Lessons Plans Six Weeks Grades Progress Reports Attendance Universal Screeners Discipline Reports</p> <p>01/31/23 - On Track</p>
<p>3. The Campus will increase communication via text messages and emails during the school year through the parent portal. TRANSACT COMMUNICATION ESSA PARENT NOTIFICATIONS \$4,000.00 (Title I SW Elements: 1.1,3.1) (Target Group: ECD,AtRisk) (Strategic Priorities: 2,3) (ESF: 3)</p>	<p>Administrators</p>	<p>July 2025 to June 2026</p>	<p>(F)ESSA TITLE I, A Improving Basic Programs</p>	<p>Criteria: PARENT SURVEYS CNA EVALUATIONS</p> <p>12/05/24 - On Track</p>

LASATER EL

Goal 5. (Parent and Community Engagement Goal) BCISD will continue to support and increase family engagement and community involvement in schools, as measured by authentic engagement in district events and on annual parent and community surveys.

Objective 2. (5.2) Lasater Elementary will promote and support volunteers to increase levels of participation through events such as; Meet the Teacher Night, Curriculum Nights, literacy nights, Report Card Nights, Campus Marquees, and athletic events.

Activity/Strategy	Person(s) Responsible	Timeline	Resources	Evaluation
1. Parents will be encouraged to serve on various campus committees such as: ARD, LPAC, 504, SHAC and SBDM (Title I SW Elements: 1.1) (Target Group: All) (Strategic Priorities: 2) (ESF: 3,5)	Counselor, Principal, Teacher(s)	July 2025 to June 2026	(L)Local Funds199-13-6xxx-00-910-51100H	Criteria: Committee Rosters Sign-in Sheets evaluation surveys Lessons Plans Six Weeks Grades Progress Reports Attendance Universal Screeners Discipline Reports 01/31/23 - On Track
2. Lasater Elementary will encourage volunteers to support the Lasater mission through their participation in school events, assisting teachers with projects, and helping out at events such as Field Day, Career Day, etc. (Title I SW Elements: 1.1,2.1) (Target Group: All) (Strategic Priorities: 1) (ESF: 3)	Counselor, Principal, Teacher(s)	July 2025 to June 2026	(L)Local Funds199-13-6xxx-00-910-51100H	Criteria: Lessons Plans Six Weeks Grades Progress Reports Attendance Universal Screeners Discipline Reports 01/31/23 - On Track
3. Lasater Elementary will encourage parents to volunteer on the campus. They can use the Parent Room to help the teacher with running off and cutting projects. (Title I SW Elements: 1.1,2.1) (Target Group: All) (Strategic Priorities: 2,4) (ESF: 3)	Counselor, Principal, Teacher(s)	July 2025 to June 2026	(L)Local Funds199-13-6xxx-00-910-51100H	Criteria: Criteria: Number of completed teacher projects, sign in sheets Lessons Plans Six Weeks Grades Progress Reports Attendance Universal Screeners Discipline Reports 01/31/23 - On Track
4. Lasater Elementary will promote and host a Literacy night . Teachers will share activities and showcase make and take activities. (Title I SW Elements: 1.1,2.1) (Target Group: All) (Strategic Priorities: 2,4) (ESF: 3)	Counselor, Principal, Teacher(s)	July 2025 to June 2026	(L)Local Funds199-13-6xxx-00-910-51100H	Criteria: Criteria: Sign-In sheets and parent participation Lessons Plans Six Weeks Grades Progress Reports Attendance Universal Screeners

LASATER EL

Goal 5. (Parent and Community Engagement Goal) BCISD will continue to support and increase family engagement and community involvement in schools, as measured by authentic engagement in district events and on annual parent and community surveys.

Objective 2. (5.2) Lasater Elementary will promote and support volunteers to increase levels of participation through events such as; Meet the Teacher Night, Curriculum Nights, literacy nights, Report Card Nights, Campus Marquees, and athletic events.

Activity/Strategy	Person(s) Responsible	Timeline	Resources	Evaluation
				Discipline Reports 01/31/23 - On Track
5. Lasater Elementary will host a Math Night and provide math strategies and activities. Parents and students will rotate and learn different math skills. (Title I SW Elements: 1.1,2.1,2.4) (Target Group: All) (Strategic Priorities: 2,4) (ESF: 1,4,5)	Counselor, Principal, Teacher(s)	July 2025 to June 2026	(L)Local Funds199-13-6xxx-00-910-51100H	Criteria: Sign-In sheets and parent participation Lessons Plans Six Weeks Grades Progress Reports Attendance Universal Screeners Discipline Reports 01/31/23 - On Track
6. Lasater Elementary will host a daytime Parent Involvement Session and discuss attendance, Reading Initiatives, school supplies and clothing needs. The parents are encouraged to reach out to the schools for any support they may need. The meeting will be tied to a Christmas Show, in which all students will perform. (Title I SW Elements: 1.1,2.1) (Target Group: All,PRE K,K) (Strategic Priorities: 1) (ESF: 4,5)	Administrators, Counselor, Secretary, Teacher(s)	July 2025 to June 2026	(O)Campus Website	Criteria: Sign Sheets and parent surveys at end of year Lessons Plans Six Weeks Grades Progress Reports Attendance Universal Screeners Discipline Reports 01/31/23 - On Track

LASATER EL

Goal 5. (Parent and Community Engagement Goal) BCISD will continue to support and increase family engagement and community involvement in schools, as measured by authentic engagement in district events and on annual parent and community surveys.

Objective 3. (5.3) Lasater Elementary will implement community centers at each campus.

Activity/Strategy	Person(s) Responsible	Timeline	Resources	Evaluation
<p>1. Parents are encouraged to participate in events and activities throughout the school year. Parents will be encouraged to use the campus community room to help the campus prepare for the various family and community events scheduled throughout the school year. (Title I SW Elements: 1.1,2.1) (Target Group: All) (Strategic Priorities: 4) (ESF: 4,5)</p>	<p>Administrators, Counselor, Teacher(s)</p>	<p>July 2025 to June 2026</p>	<p>(F)T1PA PARENTAL - \$2,118</p>	<p>Criteria: Event Flyers Sign-in sheets Facebook postings Web page posting Lessons Plans Six Weeks Grades Progress Reports Attendance Universal Screeners Discipline Reports</p> <p>01/31/23 - On Track</p>
<p>2. Family engagement opportunities such as parenting sessions on various topics such as "Helping your child with homework", Helping your child develop effective study skills" will be provided in the campus community room throughout the year in an effort to involve parents in their child's learning, and through monthly newsletter "Parents Make the Difference". (Title I SW Elements: 1.1,2.1) (Target Group: All) (Strategic Priorities: 2,4) (ESF: 3)</p>	<p>Principal, Special Programs Coordinator, Teacher(s)</p>	<p>July 2025 to June 2026</p>	<p>(F)T1PA PARENTAL</p>	<p>Criteria: Agendas Flyers Sigh-in Sheets Minutes from Parent Meeting, surveys or evaluation of services/program Lessons Plans Six Weeks Grades Progress Reports Attendance Universal Screeners Discipline Reports</p> <p>01/31/23 - Some Progress</p>
<p>3. Meet the teacher night. Parents meet the new teacher and receive valuable school information. (Title I SW Elements: 1.1,2.1) (Target Group: All) (Strategic Priorities: 2) (ESF: 3)</p>	<p>Counselor, Principal, Teacher(s)</p>	<p>July 2025 to June 2026</p>	<p>(F)T1PA PARENTAL</p>	<p>Criteria: Sign in sheets Lessons Plans Six Weeks Grades Progress Reports Attendance Universal Screeners Discipline Reports</p> <p>10/23/23 - On Track</p>

Resources

Resource	Source
ESSA Title I, A Improving Basic Programs	Federal
IDEA B-Formula/Sp Ed	Federal
PreK Early Start Tier	Federal
T1PA PARENTAL	Federal
Local Funds199-13-6xxx-00-910-51100H	Local
Bilingual / ESL	State
Compensatory Education	State
Dyslexia	State
Early Education Allotment	State
G/T Ed Block Grant	State
IDEA Pre-school	State

Comprehensive Needs Assessment

Demographics

Demographics Data Sources

Enrollment
Special Pops Program Participation
TAPR

Demographics Strengths

Lasater Elementary is a Pre-K and Kindergarten campus located in Falfurrias, TX. According to the 2023-2024 Texas Academic Performance Report (TAPR), Lasater serves 171 students of which 94.2% are Hispanic and 5.8% White. From Lasater's student population, 93.0% of students are economically disadvantaged and 64.9% are identified at-risk. Students are served through the Regular Foundation Programs, Title 1 School wide Program, ESL Program, Special Education Program, Gifted and Talented Program, Dyslexia Program, and State Compensatory Education Program.

Demographics Weaknesses

Not all demographic populations have achieved their full potential academically, behaviorally, and social-emotionally.

Demographics Needs

At Lasater Elementary, 100% of the the student population are economically disadvantaged. 100% are Title 1 eligible due to the percentage of economically disadvantaged students. Academic gaps exist due to lack of school experience for most students.

Demographics Summary

Lasater Elementary is a Pre-K and Kindergarten campus located in Falfurrias, TX. According to the 2023-2024 Texas Academic Performance Report (TAPR), Lasater serves 171 students of which 94.2% are Hispanic and 5.8% White. 93% of students are economically disadvantaged and 64.9% are identified at-risk. Students are served through the Regular Foundation Programs, Title 1 School wide Program, ESL Program, Special Education Program, Dyslexia Program, and the State Compensatory Education Program.

Comprehensive Needs Assessment

Demographics Summary (Continued)

Texas Education Agency
2023-24 Student Information (TAPR)
 LASATER EL (024901103) - BROOKS COUNTY ISD - BROOKS COUNTY

Student Information	Membership				Enrollment			
	Campus		District	State	Campus		District	State
	Count	Percent			Count	Percent		
Total Students	171	100.0%	1,244	5,517,464	171	100.0%	1,244	5,531,236
Students by Grade								
Pre-Kindergarten	96	56.1%	7.7%	4.5%	96	56.1%	7.7%	4.5%
Pre-Kindergarten: 3-year Old	45	26.3%	3.6%	0.8%	45	26.3%	3.6%	0.8%
Pre-Kindergarten: 4-year Old	51	29.8%	4.1%	3.7%	51	29.8%	4.1%	3.7%
Kindergarten	75	43.9%	6.0%	6.5%	75	43.9%	6.0%	6.5%
Ethnic Distribution								
African American	0	0.0%	0.4%	12.8%	0	0.0%	0.4%	12.8%
Hispanic	161	94.2%	97.0%	53.2%	161	94.2%	97.0%	53.2%
White	10	5.8%	2.3%	25.0%	10	5.8%	2.3%	25.0%
American Indian	0	0.0%	0.1%	0.3%	0	0.0%	0.1%	0.3%
Asian	0	0.0%	0.2%	5.4%	0	0.0%	0.2%	5.4%
Pacific Islander	0	0.0%	0.0%	0.2%	0	0.0%	0.0%	0.2%
Two or More Races	0	0.0%	0.0%	3.1%	0	0.0%	0.0%	3.1%
Sex								
Female	89	52.0%	50.0%	48.9%	89	52.0%	50.0%	48.8%
Male	82	48.0%	50.0%	51.1%	82	48.0%	50.0%	51.2%
Other Student Cohorts								
Economically Disadvantaged	159	93.0%	90.2%	62.3%	159	93.0%	90.2%	62.2%
Non-Educationally Disadvantaged	12	7.0%	9.8%	37.7%	12	7.0%	9.8%	37.8%
Section 504 Students	0	0.0%	3.9%	7.2%	0	0.0%	3.9%	7.2%
EB Students/EL	7	4.1%	2.7%	24.4%	7	4.1%	2.7%	24.3%
Students w/ Disciplinary Placements (2022-23)	0	0.0%	3.4%	1.9%				
Students w/ Dyslexia	0	0.0%	4.3%	6.0%	0	0.0%	4.3%	6.0%
Foster Care	0	0.0%	0.1%	0.2%	0	0.0%	0.1%	0.2%
Homeless	7	4.1%	2.0%	1.4%	7	4.1%	2.0%	1.4%
Immigrant	0	0.0%	0.0%	2.9%	0	0.0%	0.0%	2.9%
Migrant	1	0.6%	0.6%	0.2%	1	0.6%	0.6%	0.2%
Title I	171	100.0%	100.0%	65.7%	171	100.0%	100.0%	65.7%
Military Connected	0	0.0%	0.4%	3.9%	0	0.0%	0.4%	3.9%
At-Risk	111	64.9%	63.6%	53.2%	111	64.9%	63.6%	53.2%
Students by Instructional Program								
Bilingual/ESL Education	5	2.9%	2.2%	24.5%	5	2.9%	2.2%	24.4%
Career and Technical Education	0	0.0%	21.5%	26.9%	-	-	-	-
Career and Technical Education (9-12 grades only)	0	0.0%	63.4%	73.3%	-	-	-	-
Gifted and Talented Education	0	0.0%	2.3%	8.5%	0	0.0%	2.3%	8.5%
Special Education	30	17.5%	16.9%	13.9%	30	17.5%	16.9%	14.0%

Comprehensive Needs Assessment

Student Achievement

Student Achievement Data Sources

Circle Data
Classroom walk throughs data
NWEA MAP
TAPR

Student Achievement Strengths

Teacher team meeting agendas are developed utilizing a common protocol. They have protected time built into the master schedule to meet frequently and regularly for in-depth conversations about formative and interim student data, effective instructional strategies, and possible adjustments to instructional delivery focused on meeting the needs of both struggling learners and learners needing acceleration.

Lasater teachers demonstrate significant strengths in Pre-K literacy and early math development, with most students showing strong growth and achievement by the end of the year.

Student Achievement Weaknesses

Kindergarten

There are specific areas within early literacy (letter sounds and blending for Kindergarten) and early math (rote counting and operations for Pre-K, and specific math parts for Kindergarten) that warrant focused attention and intervention to ensure all students are on track for success. There is disparity in Kindergarten NWEA MAP results across teachers, particularly in Math.

Pre-K

Weaknesses (from BOY Wave 1 to EOY Wave 3):

Persistent Needs in Rote Counting (Pre-K CLI): While there was some improvement, Rote Counting remains an area needing attention. Only 22% were "On Track" at BOY, improving to 53% at EOY, which is still lower compared to other measures. A significant portion of students are still "Needs Support" (18%) or "Out of Range" (18%).

Continued Need for Support in Operations (Pre-K CLI): Similar to Rote Counting, "Operations" showed improvement from 17% "On Track" at BOY to 61% at EOY, but still has a notable percentage of students in "Needs Support" (19%) and "Out of Range" (11%).

Student Achievement Needs

Comprehensive Needs Assessment

Testing data highlights a need for a deeper dive into instructional practices and support for teachers.

Increased Professional Development on effective instructional strategies and closing the achievement gaps is needed. Teachers need to utilize research-based teaching and learning strategies that will help struggling students become more successful.

Areas for Growth in Phonological Awareness: Alliteration and Rhyming I (Pre-K CLI): While the overall phonological awareness improved significantly, "Alliteration" (54% On Track at EOY) and "Rhyming I" (62% On Track at EOY) still have a higher percentage of students needing support or being out of range compared to other measures, suggesting these specific skills could be targeted for further development.

Student Achievement Summary

Teacher teams have protected time built into the master schedule to meet frequently and regularly for in-depth conversations about formative and interim student data, effective instructional strategies, and possible adjustments to instructional delivery focused on meeting the needs of both struggling learners and learners needing acceleration.

Goals for Kindergarten

Based on the NWEA MAP assessment data, the following goals are recommended for Kindergarten to address identified areas for improvement:

- Increase Math Growth and Achievement: By the end of the next assessment period, increase the percentage of Kindergarten students meeting or exceeding their projected RIT scores in Math K-12 by 15 percentage points, with a particular focus on improving the median conditional growth percentile in classes currently below the 50th percentile.
- Ensure Consistent Progress Across Classrooms: Implement school-wide professional development and collaborative planning sessions focused on effective Math instructional strategies, aiming to narrow the achievement and growth gaps in Math K-12 between classrooms, ensuring at least 85% of projected growth is met in all Kindergarten classes.
- Strengthen Foundational Literacy Skills (Letter Sounds & Blending): Improve the "On-Track" percentage for Kindergarten students in Letter Sounds and Blending (as measured by TXKEA or similar literacy assessments) to at least 75% by the end of the school year, addressing the decline observed in these areas.

Goals for Pre-K

Based on the CLI assessment data, the following goals are recommended for Pre-K to build upon strengths and address areas needing further development:

- Enhance Rote Counting and Operations Skills: By the end of the school year, increase the percentage of Pre-K students classified as "On Track" in Rote Counting and Operations (CLI assessments) to at least 75%, providing targeted small-group instruction and engaging activities for students currently needing support.
- Develop Advanced Phonological Awareness: By the end of the school year, increase the percentage of Pre-K students "On Track" in Alliteration and Rhyming I (CLI assessments) to at least 80%, through focused literacy centers and playful activities designed to reinforce these specific phonological awareness skills.
- Solidify Number Sense and Math Concepts: Achieve at least 90% of Pre-K students "On Track" in core math measures such as Shape Naming, Number Discrimination, and Counting Sets by the end of the year, leveraging the strong progress made in these areas and ensuring continued reinforcement of early mathematical understanding.

**Texas Kindergarten Entry Assessment
School Benchmark Report**



Community: BROOKS COUNTY ISD
 School: LASATER EL
 School year: 2024-2025
 Race: All
 Ethnicity: All
 Sub-populations: All

Assessment Language: English
 Class: ALL
 Teacher: ALL
 Wave 1

Grade Level: KG

Measure		On-Track	Monitor	Support
Vocabulary	Vocabulary 1	58%	5%	37%
	Overall Measure	58%	5%	37%
Letter Names	Letter Names 1	65%	2%	33%
	Overall Measure	65%	2%	33%
Spelling	Spelling 1	67%	2%	32%
	Overall Measure	67%	2%	32%
Listening Comp	Listening Comprehension 1	57%	10%	33%
	Overall Measure	57%	10%	33%
Decoding	Decoding 1	48%	10%	42%
	Overall Measure	48%	10%	42%
Letter Sounds	Letter Sounds 1	75%	2%	23%
	Overall Measure	75%	2%	23%
Blending	Blending 1	55%	13%	32%
	Overall Measure	55%	13%	32%
Math	Math Part 1	*	*	*
	Math Part 2	*	*	*
	Overall Measure	47%	7%	47%
Science	Science 1	55%	15%	30%
	Overall Measure	55%	15%	30%
* Measure has no benchmarks.				

Texas Kindergarten Entry Assessment
School Benchmark Report



Community: BROOKS COUNTY ISD
School: LASATER EL
School year: 2024-2025
Race: All
Ethnicity: All
Sub-populations: All

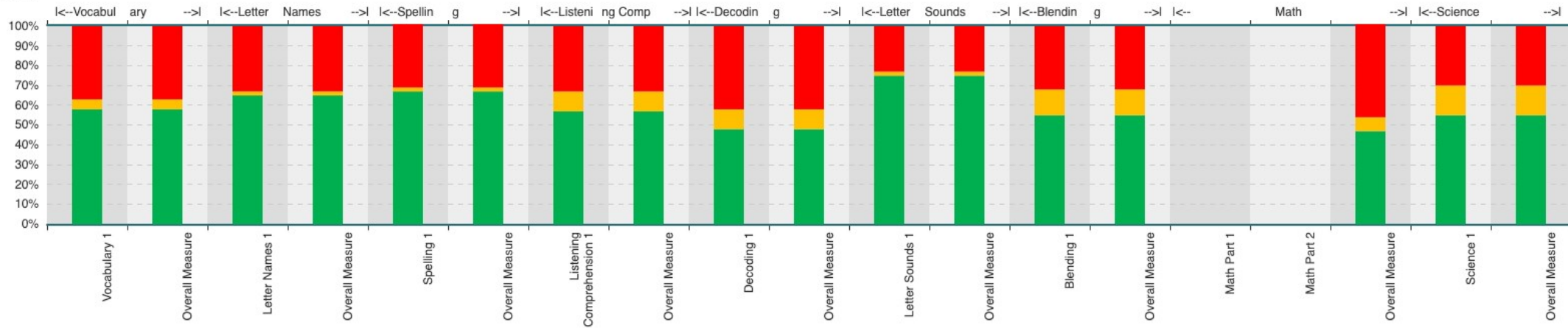
Assessment Language: English
Class: ALL
Teacher: ALL
Wave 1

Grade Level: KG

■ % of Students Meeting On-Track ■ % of Students Meeting Monitor ■ % of Students Meeting Support

School Benchmark Report

LASATER EL



**Texas Kindergarten Entry Assessment
School Benchmark Report**



Community: BROOKS COUNTY ISD
 School: LASATER EL
 School year: 2024-2025
 Race: All
 Ethnicity: All
 Sub-populations: All

Assessment Language: English
 Class: ALL
 Teacher: ALL
 Wave 3

Grade Level: KG

Measure		On-Track	Monitor	Support
Vocabulary	Vocabulary 3	62%	9%	29%
	Overall Measure	62%	9%	29%
Letter Names	Letter Names 3	68%	12%	20%
	Overall Measure	68%	12%	20%
Spelling	Spelling 3	79%	7%	15%
	Overall Measure	79%	7%	15%
Listening Comp	Listening Comprehension	75%	8%	17%
	Overall Measure	75%	8%	17%
Decoding	Decoding 3	61%	8%	31%
	Overall Measure	61%	8%	31%
Letter Sounds	Letter Sounds 3 Receptive	*	*	*
	Letter Sounds 3 Expressive	*	*	*
	Overall Measure	51%	21%	29%
Blending	Blending 3 Receptive	*	*	*
	Blending 3 Expressive	*	*	*
	Overall Measure	57%	5%	38%
KG Dyslexia Referral Checklist		81%	0%	19%
Math	Math Part 1 W3	*	*	*
	Math Part 2 W3	*	*	*
	Overall Measure	52%	13%	35%
Science	Science 3	100%	0%	0%
	Overall Measure	100%	0%	0%
* Measure has no benchmarks.				

Texas Kindergarten Entry Assessment School Benchmark Report



Community: BROOKS COUNTY ISD
 School: LASATER EL
 School year: 2024-2025
 Race: All
 Ethnicity: All
 Sub-populations: All

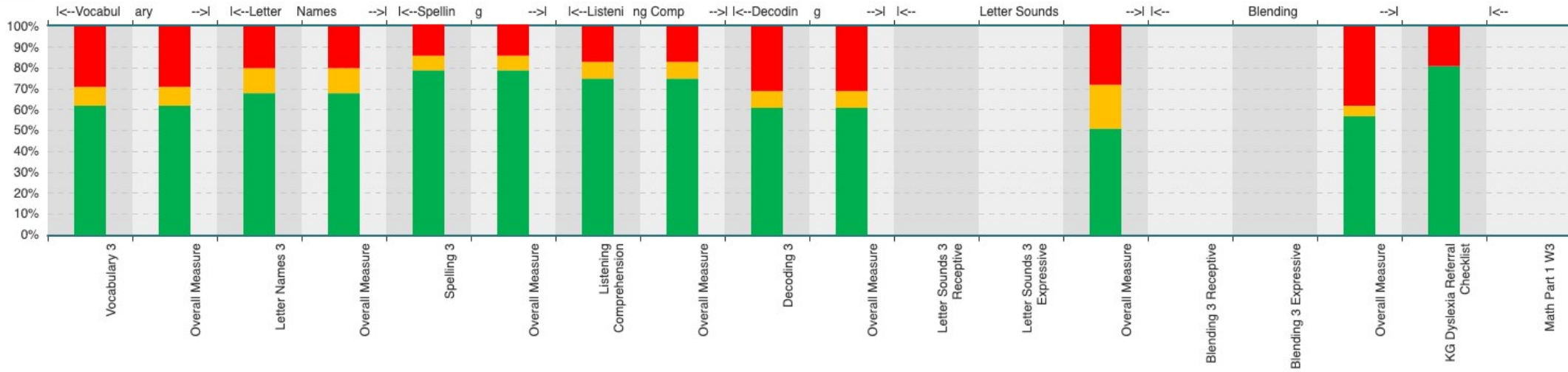
Assessment Language: English
 Class: ALL
 Teacher: ALL
 Wave 3

Grade Level: KG

■ % of Students Meeting On-Track
 ■ % of Students Meeting Monitor
 ■ % of Students Meeting Support

School Benchmark Report

LASATER EL



**Circle Progress Monitoring Pre-K
School Benchmark Report**



Community: BROOKS COUNTY ISD
 School: LASATER EL
 School year: 2024-2025
 Race: All
 Ethnicity: All
 Sub-populations: All

Assessment Language: English
 Class: ALL
 Teacher: ALL
 Wave 1

Grade Level: PK

Measure		On Track	Needs Support	Monitor	Out of Range
Rapid Letter Naming		47%	23%	14%	16%
Rapid Vocabulary	Rapid Vocabulary 1	45%	40%	15%	0%
	Overall Measure	45%	40%	15%	0%
Math	Rote Counting	22%	41%	18%	18%
	Shape Naming	38%	34%	13%	15%
	Number Discrimination	56%	20%	9%	15%
	Number Naming	34%	34%	14%	17%
	Shape Discrimination	55%	23%	8%	14%
	Counting Sets	32%	40%	10%	17%
	Operations	17%	53%	15%	15%
Overall Measure		78%	9%	13%	0%
Phonological Awareness	Syllabication	12%	56%	17%	16%
	Onset-Rime	13%	56%	16%	16%
	Alliteration	0%	65%	19%	16%
	Rhyming I	5%	60%	19%	16%
	Overall Measure	66%	17%	17%	0%
* Measure has no benchmarks.					

Circle Progress Monitoring Pre-K School Benchmark Report



Community: BROOKS COUNTY ISD
 School: LASATER EL
 School year: 2024-2025
 Race: All
 Ethnicity: All
 Sub-populations: All

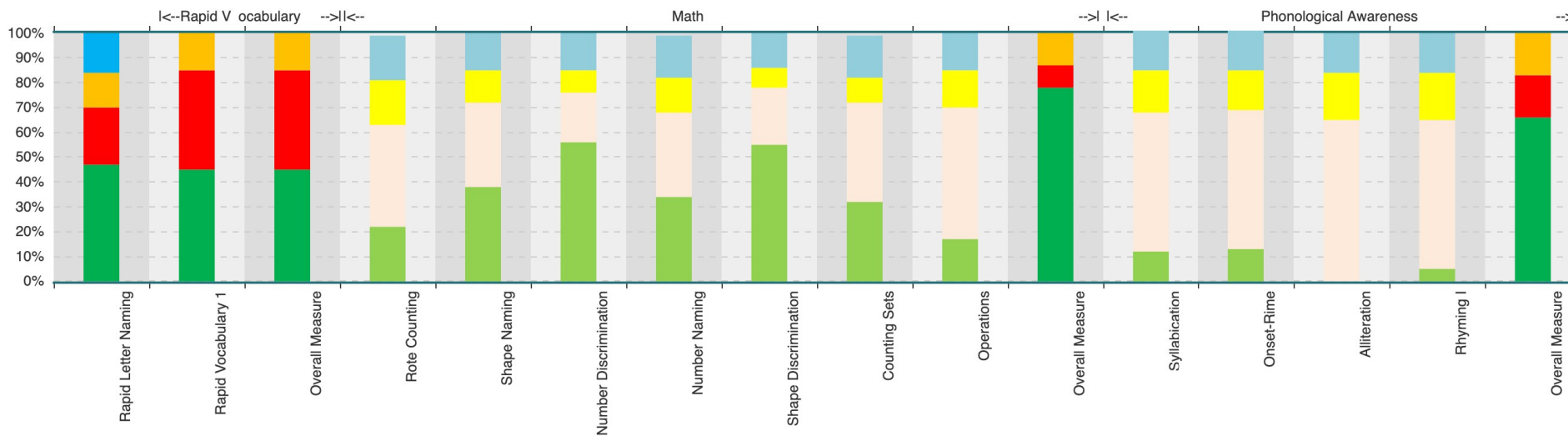
Assessment Language: English
 Class: ALL
 Teacher: ALL
 Wave 1

Grade Level: PK

■ % of Students Meeting On Track
 ■ % of Students Meeting Needs Support
 ■ % of Students Meeting Monitor
 ■ % of Students Meeting Out of Range
 ■ % of Students Meeting On Track
 ■ % of Students Meeting Needs Support
 ■ % of Students Meeting Monitor
 ■ % of Students Meeting Out of Range

School Benchmark Report

LASATER EL



**Circle Progress Monitoring Pre-K
School Benchmark Report**



Community: BROOKS COUNTY ISD
 School: LASATER EL
 School year: 2024-2025
 Race: All
 Ethnicity: All
 Sub-populations: All

Assessment Language: English
 Class: ALL
 Teacher: ALL
 Wave 3

Grade Level: PK

Measure		On Track	Needs Support	Monitor	Out of Range
Rapid Letter Naming		80%	7%	3%	10%
Rapid Vocabulary	Rapid Vocabulary 3	82%	10%	7%	1%
	Overall Measure	82%	10%	7%	1%
Math	Rote Counting	53%	18%	11%	18%
	Shape Naming	81%	6%	4%	9%
	Number Discrimination	81%	3%	4%	11%
	Number Naming	72%	9%	7%	12%
	Shape Discrimination	85%	4%	2%	8%
	Counting Sets	82%	4%	3%	10%
	Operations	61%	19%	9%	11%
	Overall Measure	85%	4%	9%	1%
Phonological Awareness	Syllabication	79%	10%	6%	5%
	Onset-Rime	76%	10%	7%	7%
	Alliteration	54%	23%	11%	12%
	Rhyming I	62%	15%	10%	13%
	Overall Measure	93%	4%	2%	1%
* Measure has no benchmarks.					

**Circle Progress Monitoring Pre-K
School Benchmark Report**



Community: BROOKS COUNTY ISD
 School: LASATER EL
 School year: 2024-2025
 Race: All
 Ethnicity: All
 Sub-populations: All

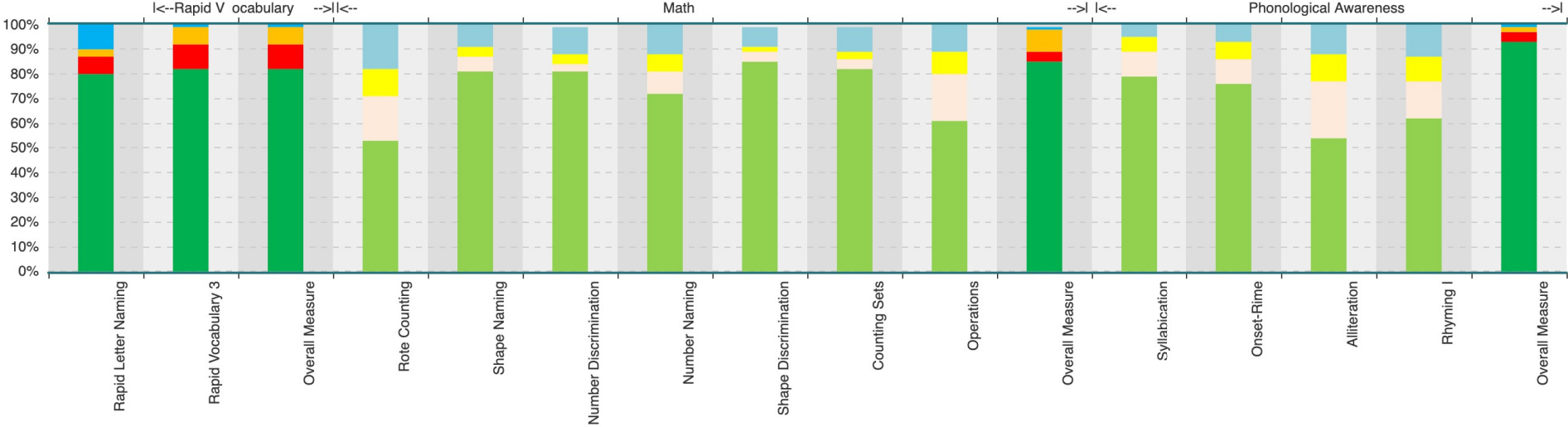
Assessment Language: English
 Class: ALL
 Teacher: ALL
 Wave 3

Grade Level: PK

■ % of Students Meeting On Track
 ■ % of Students Meeting Needs Support
 ■ % of Students Meeting Monitor
 ■ % of Students Meeting Out of Range
 ■ % of Students Meeting On Track
 ■ % of Students Meeting Needs Support
 ■ % of Students Meeting Monitor
 ■ % of Students Meeting Out of Range

School Benchmark Report

LASATER EL



Comprehensive Needs Assessment

School Culture and Climate

School Culture and Climate Data Sources

Attendance
Classroom walk throughs data
Surveys/Questionnaires

School Culture and Climate Strengths

- Students describe the school climate as positive, welcoming and safe.
- Staff find the climate welcoming and safe.
- There are strong, positive relationships between students, teachers and parents.
- There are high expectations for our students. Teachers serve as role models and all students are treated equally.
- Overall student attendance good.
- Campus environment is clean and well maintained
- Security guard on campus, doors locked at all times

School Culture and Climate Weaknesses

Lasater will address the following areas of weakness:

- Students with repeated discipline issues need to be address to support academic success
- Students with frequent absences/tardies

School Culture and Climate Needs

1. Professional development for classroom management
2. Need to increase parental involvement through family engagement events.
3. Improve attendance for at-risk students affected by frequent absenteeism.

Comprehensive Needs Assessment

School Culture and Climate Summary

Lasater Elementary has a positive school climate and a culture for student achievement. Student attendance rates are increasing. Overall, student discipline is good. New teachers would benefit from training in classroom management. The campus is safe with an assigned security guard and safety procedures are in place.

Timestamp	What evidence exists that families and community	What are the activities? Which parents and commu	How are families and the community members invt	What types of services are available to support fam	If families speak languages other than English, wh	What types of services are available to support stu	What types of community partnerships exist to sup
5/21/2025 12:23:40	Evidence would include participation at school events, communication on Remind or other form of communication we use, how well the student learns the material from class. If parents are involved that child should be on level or above their level, and their homework completed tell us so much.	Activities could include the participation we get at school activities. The participation could include parents and community leaders as well as the board and superintendent. We should observe the days of the week and the times we have most participation. We should have more outside resources coming out to involve our students in activities that many of them never have a chance to go and see. Why not have History and Science museum come out and have a museum night. Work with local business to provide a 5,00 dinner and share in the profits. Have a Reading and Math night where teachers have a 30 minute activity for kids and parents and then rotate the activities like we do centers. In Christmas decorate trees and the cafeteria and have parents help and come and tour the trees. If it is possible to sale something like hot chocolate, cookies to make it a fundraiser. Sell healthy snacks on Friday as a fundraiser!	They are not involved much because unfortunately many are just plain lazy or may feel inadequate or out of place. These parents need the responsibility to fall back on them.	Answered above.	Spanish and maybe 1 or 2 other languages. Hire people that speak that language well and have them do small workshops with these parents at the time the parents can come. Not when it is convenient for teacher.	Do not know enough about special Ed. Not sure. But it is possible to find out. The Community members should meet once a month to discuss what they offer and provide them a meal.	Same answer.
5/22/2025 7:51:01	Parent teacher conferences, curriculum night or literacy night that helps	We have held literacy and family night. This has greatly helped with the students growth academically	They are able to voice their concerns to the teacher or to the school directly and by providing surveys for the parents to fill out.	family counseling and mental health services. Providing parenting and educational support or classes as well as family resource center.	Bilingual staff and or multilingual communication tools are also available.	Special Education Services, gifted /Talented program, RTI intervention, and behavioral/emotional support	Social services for housing assistance, food security, local businesses including law enforcement and first responders
5/22/2025 8:45:42	Open House, Literacy Night	Open House, Literacy Night, Mother's Day Breakfast, Awards Assemblies, Box Car Day, Seasonal Projects send by the grade level, Book Fair, Costume Parade Halloween, Reading Across America Week, Homecoming Week	Survey, Site-Based Committee, School Supplies by HEB, Dollar Tree	N/A	Spanish - School needs to have literature in Spanish also. All flyers are in English	Inclusion, Counseling	HEB(School Supplies), Sherriff Department (Safety), FVFF(Safety at Home), School District supplies clothing and school materials as needed
5/22/2025 9:44:16	Meet the Teacher, Literacy Nights, Open House and other events where the community and parents are allowed to come into the school.	Meet the Teacher, Parent Events like grandparents day or mothers day, Literacy Night, Award Days	Board Meetings and Parent Teacher Conferences	Teachers contacting parents to keep them involved in their child's schooling.	Spanish, Some employees know Spanish	SPED, Inclusion	Not Sure
5/22/2025 14:19:48	Meet the teacher, Fire Safety Week, Trick or Treating with community members, Santa Visit, Red Ribbon Week, Autism Walk, Mother's Day Breakfast, Grandparent's day celebration, literacy night, Kinder graduation, prek awards	activities that pertain to the above mentioned, all LES parents, low enforcement and other agencies, school board members	SBDM, surveys, school board meetings	counselor, nutrition program, literacy activities, Bloom grant	Spanish, Vietnamese. all families speak English and do not need translation	Inclusion, intervention and small group. They are helpful but not always consistent due to lack of staff	CACOST,
5/22/2025 14:19:48	Meet the Teacher, Trick or Treat with Community, Santa Visit, Red Ribbon Week, Autism Walk, Mother's Day Breakfast, Grandparents' Day Celebration, Literacy Night, Kinder Graduation, Pre-K Words, Fire Safety Week	Activities that pertain to the above mentioned, all LES Campus Parents, Law Enforcement, Fire Dept., Board Members, Administration, LES Staff	SBDM, Surveys, School Board Meetings	Counselor, nutrition program, literacy activities, bloom grant,	Spanish and Vietnamese. All families speak English as their Second Language and do not need translation.	Inclusion, intervention, and small group are helpful, but is not consistent due to being short-staffed.	CACOST

2023-24 Texas Academic Performance Report (TAPR)

District Name: BROOKS COUNTY ISD

Campus Name: LASATER EL

Campus Number: 024901103

This page is intentionally blank.

This campus is not rated on STAAR Performance (TAPR).

This campus is not rated on STAAR Progress (TAPR).

This campus is not rated on Bilingual Education/English as a Second Language (Current EB Students/EL) (TAPR).

Texas Education Agency
2023-24 STAAR Participation (TAPR)
LASATER EL (024901103) - BROOKS COUNTY ISD - BROOKS COUNTY

This campus is not rated on STAAR Participation (TAPR).

Texas Education Agency
2023-24 Attendance, Graduation, and Dropout Rates (TAPR)
LASATER EL (024901103) - BROOKS COUNTY ISD - BROOKS COUNTY

There is no data for this campus.

Texas Education Agency
2023-24 Graduation Profile (TAPR)
 LASATER EL (024901103) - BROOKS COUNTY ISD - BROOKS COUNTY

	Campus Count	Campus Percent	District Count	State Count
Graduates (2022-23 Annual Graduates)				
Total Graduates	-	-	79	377,367
By Ethnicity:				
African American	-	-	1	46,822
Hispanic	-	-	75	197,333
White	-	-	3	103,009
American Indian	-	-	0	1,181
Asian	-	-	0	19,151
Pacific Islander	-	-	0	574
Two or More Races	-	-	0	9,297
By Graduation Type:				
Minimum H.S. Program	-	-	0	433
Recommended H.S. Program/Distinguished Achievement Program	-	-	0	270
Foundation H.S. Program (No Endorsement)	-	-	4	49,278
Foundation H.S. Program (Endorsement)	-	-	6	16,475
Foundation H.S. Program (DLA)	-	-	69	310,689
Texas First Early H.S. Completion Program (Texas First-DLA)	-	-	0	222
Special Education Graduates	-	-	6	34,589
Economically Disadvantaged Graduates	-	-	69	206,367
Emergent Bilingual (EB)/English Learner (EL) Graduates	-	-	4	50,229
At-Risk Graduates	-	-	54	168,430
CTE Completers	-	-	20	116,959

There is no data for this campus.

There is no data for this campus.

There is no data for this campus.

Texas Education Agency
2023-24 Student Information (TAPR)
 LASATER EL (024901103) - BROOKS COUNTY ISD - BROOKS COUNTY

Student Information	Membership				Enrollment			
	Campus		District	State	Campus		District	State
	Count	Percent			Count	Percent		
Total Students	171	100.0%	1,244	5,517,464	171	100.0%	1,244	5,531,236
Students by Grade								
Pre-Kindergarten	96	56.1%	7.7%	4.5%	96	56.1%	7.7%	4.5%
Pre-Kindergarten: 3-year Old	45	26.3%	3.6%	0.8%	45	26.3%	3.6%	0.8%
Pre-Kindergarten: 4-year Old	51	29.8%	4.1%	3.7%	51	29.8%	4.1%	3.7%
Kindergarten	75	43.9%	6.0%	6.5%	75	43.9%	6.0%	6.5%
Ethnic Distribution								
African American	0	0.0%	0.4%	12.8%	0	0.0%	0.4%	12.8%
Hispanic	161	94.2%	97.0%	53.2%	161	94.2%	97.0%	53.2%
White	10	5.8%	2.3%	25.0%	10	5.8%	2.3%	25.0%
American Indian	0	0.0%	0.1%	0.3%	0	0.0%	0.1%	0.3%
Asian	0	0.0%	0.2%	5.4%	0	0.0%	0.2%	5.4%
Pacific Islander	0	0.0%	0.0%	0.2%	0	0.0%	0.0%	0.2%
Two or More Races	0	0.0%	0.0%	3.1%	0	0.0%	0.0%	3.1%
Sex								
Female	89	52.0%	50.0%	48.9%	89	52.0%	50.0%	48.8%
Male	82	48.0%	50.0%	51.1%	82	48.0%	50.0%	51.2%
Other Student Cohorts								
Economically Disadvantaged	159	93.0%	90.2%	62.3%	159	93.0%	90.2%	62.2%
Non-Educationally Disadvantaged	12	7.0%	9.8%	37.7%	12	7.0%	9.8%	37.8%
Section 504 Students	0	0.0%	3.9%	7.2%	0	0.0%	3.9%	7.2%
EB Students/EL	7	4.1%	2.7%	24.4%	7	4.1%	2.7%	24.3%
Students w/ Disciplinary Placements (2022-23)	0	0.0%	3.4%	1.9%				
Students w/ Dyslexia	0	0.0%	4.3%	6.0%	0	0.0%	4.3%	6.0%
Foster Care	0	0.0%	0.1%	0.2%	0	0.0%	0.1%	0.2%
Homeless	7	4.1%	2.0%	1.4%	7	4.1%	2.0%	1.4%
Immigrant	0	0.0%	0.0%	2.9%	0	0.0%	0.0%	2.9%
Migrant	1	0.6%	0.6%	0.2%	1	0.6%	0.6%	0.2%
Title I	171	100.0%	100.0%	65.7%	171	100.0%	100.0%	65.7%
Military Connected	0	0.0%	0.4%	3.9%	0	0.0%	0.4%	3.9%
At-Risk	111	64.9%	63.6%	53.2%	111	64.9%	63.6%	53.2%
Students by Instructional Program								
Bilingual/ESL Education	5	2.9%	2.2%	24.5%	5	2.9%	2.2%	24.4%
Career and Technical Education	0	0.0%	21.5%	26.9%	-	-	-	-
Career and Technical Education (9-12 grades only)	0	0.0%	63.4%	73.3%	-	-	-	-
Gifted and Talented Education	0	0.0%	2.3%	8.5%	0	0.0%	2.3%	8.5%
Special Education	30	17.5%	16.9%	13.9%	30	17.5%	16.9%	14.0%

Texas Education Agency
2023-24 Student Information (TAPR)
 LASATER EL (024901103) - BROOKS COUNTY ISD - BROOKS COUNTY

Student Information	Membership				Enrollment			
	Campus		District	State	Campus		District	State
	Count	Percent			Count	Percent		
Students with Disabilities by Type of Primary Disability								
Total Students with Disabilities	30							
Students with Intellectual Disabilities	0	0.0%	28.6%	45.7%				
Students with Physical Disabilities	16	53.3%	27.1%	18.9%				
Students with Autism	**	**	20.5%	16.2%				
Students with Behavioral Disabilities	*	*	23.8%	17.6%				
Students with Non-Categorical Early Childhood	0	0.0%	0.0%	1.7%				
Mobility (2022-23)								
Total Mobile Students	1	100.0%	11.0%	16.1%				
African American	0	0.0%	0.1%	3.4%				
Hispanic	1	100.0%	10.1%	8.5%				
White	0	0.0%	0.8%	3.1%				
American Indian	0	0.0%	0.0%	0.1%				
Asian	0	0.0%	0.1%	0.5%				
Pacific Islander	0	0.0%	0.0%	0.0%				
Two or More Races	0	0.0%	0.0%	0.5%				
Special Ed Students who are Mobile	0	-	10.7%	17.6%				
Count and Percent of EB Students/EL who are Mobile	0	-	25.9%	16.3%				
Count and Percent of Econ Dis Students who are Mobile	1	100.0%	10.7%	18.6%				
Student Attrition (2022-23)								
Total Student Attrition	10	9.6%	10.8%	18.1%				

Student Information	Non-Special Education Rates			Special Education Rates		
	Campus	District	State	Campus	District	State
Retention Rates by Grade						
Kindergarten	1.9%	1.9%	1.3%	0.0%	0.0%	3.9%

Class Size Averages by Grade and Subject
 (Derived from teacher responsibility records):

Class Size Information	Campus	District	State
Elementary			
Kindergarten	17.8	17.8	18.4

Texas Education Agency
2023-24 Staff Information (TAPR)
 LASATER EL (024901103) - BROOKS COUNTY ISD - BROOKS COUNTY

Staff Information	Campus		District	State
	Count/Average	Percent		
Total Staff	13.3	100.0%	100.0%	100.0%
Professional Staff	13.3	100.0%	50.5%	63.9%
Teachers	10.3	77.5%	42.1%	48.3%
Professional Support	2.0	15.0%	5.3%	11.1%
Campus Administration (School Leadership)	1.0	7.5%	1.6%	3.3%
Educational Aides	0.0	0.0%	0.0%	11.4%
Librarians and Counselors (Headcount)				
Full-time Librarians	0.0	n/a	0.0	4,187.0
Part-time Librarians	0.0	n/a	0.0	651.0
Full-time Counselors	1.0	n/a	4.0	13,870.0
Part-time Counselors	0.0	n/a	0.0	1,172.0
Total Minority Staff	12.3	92.5%	95.2%	54.4%
Teachers by Ethnicity				
African American	0.0	0.0%	0.0%	12.6%
Hispanic	9.3	90.3%	93.7%	30.1%
White	1.0	9.7%	6.3%	53.4%
American Indian	0.0	0.0%	0.0%	0.3%
Asian	0.0	0.0%	0.0%	2.1%
Pacific Islander	0.0	0.0%	0.0%	0.1%
Two or More Races	0.0	0.0%	0.0%	1.3%
Teachers by Sex				
Males	0.0	0.0%	23.9%	24.5%
Females	10.3	100.0%	76.1%	75.5%
Teachers by Highest Degree Held				
No Degree	0.0	0.0%	3.8%	2.5%
Bachelors	8.3	80.6%	72.4%	71.7%
Masters	2.0	19.4%	22.6%	24.9%
Doctorate	0.0	0.0%	1.3%	0.8%
Teachers by Years of Experience				
Beginning Teachers	3.0	29.1%	20.1%	8.7%
1-5 Years Experience	2.0	19.4%	15.1%	27.4%
6-10 Years Experience	1.0	9.7%	17.1%	20.2%
11-20 Years Experience	2.0	19.4%	22.6%	27.1%
21-30 Years Experience	1.3	12.8%	18.8%	13.7%
Over 30 Years Experience	1.0	9.7%	6.3%	3.0%
Number of Students per Teacher	16.6	n/a	15.6	14.7

Texas Education Agency
2023-24 Staff Information (TAPR)
 LASATER EL (024901103) - BROOKS COUNTY ISD - BROOKS COUNTY

Staff Information	Campus	District	State
Experience of Campus Leadership			
Average Years Experience of Principals	2.0	7.5	6.0
Average Years Experience of Principals with District	2.0	7.5	5.1
Average Years Experience of Assistant Principals	0.0	2.0	5.1
Average Years Experience of Assistant Principals with District	0.0	2.0	4.3
Average Years Experience of Teachers	10.4	12.4	11.1
Average Years Experience of Teachers with District	6.2	8.0	6.9
Average Teacher Salary by Years of Experience (regular duties only)			
Beginning Teachers	\$40,467	\$43,288	\$54,272
1-5 Years Experience	\$48,700	\$52,244	\$58,185
6-10 Years Experience	\$56,800	\$58,015	\$61,494
11-20 Years Experience	\$57,800	\$61,079	\$65,219
21-30 Years Experience	\$66,356	\$66,689	\$69,723
Over 30 Years Experience	\$64,600	\$62,114	\$74,014
Average Actual Salaries (regular duties only)			
Teachers	\$52,657	\$56,771	\$62,474
Professional Support	\$76,331	\$73,801	\$73,783
Campus Administration (School Leadership)	\$85,922	\$87,979	\$86,738
Instructional Staff Percent	n/a	59.8%	65.0%
Contracted Instructional Staff (not incl. above)	0.5	3.2	1,970.1

Program Information	Campus		District	State
	Count	Percent		
Teachers by Program (population served)				
Bilingual/ESL Education	0.0	0.0%	0.0%	6.0%
Career and Technical Education	0.0	0.0%	4.5%	5.5%
Compensatory Education	0.0	0.0%	5.0%	3.1%
Gifted and Talented Education	0.0	0.0%	2.8%	1.6%
Regular Education	9.0	87.2%	81.5%	69.8%
Special Education	1.3	12.8%	6.2%	10.3%
Other	0.0	0.0%	0.0%	3.7%

- Indicates there is no data for the item.
- * Indicates results are masked due to small numbers.
- ** When only one student disability or assessment group is masked, then the second smallest student disability or assessment group is masked regardless of size.
- n/a Indicates data reporting is not applicable for this group.
- ? Indicates that the data for this item were statistically improbable or were reported outside a reasonable range.

Texas Education Agency
2023-24 Staff Information (TAPR)
LASATER EL (024901103) - BROOKS COUNTY ISD - BROOKS COUNTY

Link to: [PEIMS Financial Standard Reports 2022-23 Financial Actual Report](#)
(To open link in a new window, press the "Ctrl" key and click on the link.)

Comprehensive Needs Assessment

Staff Quality, Recruitment and Retention

Staff Quality, Recruitment and Retention Data Sources

Paraprofessional/other staff qualifications
Recruitment & Retention
TAPR
Teacher Certifications/qualifications

Staff Quality, Recruitment and Retention Strengths

Staff Quality:

100% of Lasater Teaching Staff is certified.

Lasater models a Strong School/District Culture: A positive, supportive, and collaborative work environment is a significant strength in retaining staff and attracting new talent. This includes strong leadership, clear communication, and a focus on student success.

Competitive Compensation & Benefits: While often challenging for public schools, if the district offers competitive salaries, health benefits, and retirement plans relative to neighboring districts, this is a clear strength.

Professional Development Opportunities: Access to high-quality, relevant, and ongoing professional development that supports teacher growth and career advancement can be a strong retention factor.

Student Achievement: Demonstrating positive student outcomes (as seen in some of your NWEA and CLI data) can be a source of pride for staff and an attraction for prospective teachers.

New staff: supported by partnering them with grade level mentor teachers. New teacher orientation is provided as needed. Beginning of the year New Teacher/Mentor collaboration

Staff Quality, Recruitment and Retention Weaknesses

Challenges in Attracting Qualified Candidates:

Difficulty filling vacancies, a small pool of applicants, or a reliance on alternatively certified teachers could signal recruitment weaknesses.

Comprehensive Needs Assessment

Staff Quality, Recruitment and Retention Needs

Strategic Recruitment Plan: Develop and implement a proactive, year-round recruitment plan that targets diverse talent pools, leverages various platforms (job fairs, online, university partnerships), and highlights the unique positive aspects of working at Lasater Elementary and Brooks County ISD.

Data Collection & Analysis: Establish a system for regularly collecting and analyzing data on staff demographics, retention rates, exit interviews, and satisfaction surveys to identify trends and inform future planning.

Staff Quality, Recruitment and Retention Summary

An effective elementary staff, quality, recruitment, and a retention plan is critical for ensuring a highly skilled and stable workforce that can meet the diverse learning needs of all Lasater students. Key strengths often lie in the supportive Lasater school culture, robust professional development and community engagement. However, common weaknesses frequently include challenges in recruitment and housing. Addressing these areas requires a multi-faceted approach, focusing on strategic recruitment to attract top talent, comprehensive retention initiatives to foster a positive work environment, professional growth, and continuous data analysis to adapt and improve over time. Ultimately, investing in staff quality, recruitment, and retention is an investment in student success.

Curriculum, Instruction and Assessment

Curriculum, Instruction and Assessment Data Sources

Attendance
Circle Data
EARLY READING PEIMS REPORT
NWEA MAP
TAPR

Curriculum, Instruction and Assessment Strengths

1. Attendance rate for Lasater Elementary is above 90%.
2. After school, in school, and Intersession Tutoring will be provided for struggling students.
3. Lasater Students are regularly assessed: BOY, MOY, and EOY.
4. Pre-K Assessment: CLI
5. Kindergarten Assessments: CLI/TXKEA and Nationally Normed assessments: Map (NWEA) and iReady Diagnostic

Comprehensive Needs Assessment

Curriculum, Instruction and Assessment Strengths (Continued)

FrogStreet is the district adopted Pre-K 3 and Pre-K 4 Reading and Math Curriculum. FrogStreet are high-quality instructional materials that align with the Texas Prekindergarten Guidelines and the Kindergarten Texas Essential Knowledge and Skills (TEKS).

Effective Pre-K Foundational Skill Development: The Pre-K CLI data indicates significant and consistent improvements across various foundational skills from the beginning to the end of the year. This includes impressive gains in Rapid Letter Naming (47% to 80% On Track), Rapid Vocabulary (45% to 82% On Track), Shape Naming (38% to 81% On Track), Number Discrimination (56% to 81% On Track), and Counting Sets (32% to 82% On Track). This suggests that the Pre-K curriculum and instruction are effectively addressing these critical early learning domains.

Strong Overall Phonological Awareness in Pre-K: The "Overall Measure" for Phonological Awareness in Pre-K saw a substantial increase from 66% "On Track" at BOY to 93% at EOY, indicating that the curriculum and instruction are **successfully building this crucial literacy skill.**

Responsive Assessment System: The use of NWEA MAP and CLI assessments allows for tracking student growth over time, identifying specific areas of strength and weakness, and providing data to inform instructional decisions. The ability to see progress from BOY to EOY (e.g., in CLI data) demonstrates the utility of these assessments for monitoring curriculum effectiveness.

Curriculum, Instruction and Assessment Weaknesses

1. Time for collaboration
2. Lack of training on NWEA MAP and CLI data analysis
3. Number of students not meeting "Developed" on CLI / MAP
4. More training for PLC's

Persistent Gaps in Specific Pre-K Math Skills: Despite overall strong Pre-K math gains, "Rote Counting" and "Operations" remained areas of concern, with only 53% and 61% "On Track" at EOY respectively, and a notable percentage of students still needing support. This indicates a need for intensified instructional focus or curriculum adjustments in these specific mathematical domains for Pre-K.

Decline in Kindergarten Letter Sounds and Blending: The Kindergarten TXKEA data reveals a concerning decline in the "On-Track" percentage for "Letter Sounds" (Overall Measure) from 75% at Wave 1 to 51% at Wave 3. Similarly, "Blending" also saw a decrease from 55% at Wave 1 to 52% at Wave 3. This suggests potential gaps or insufficient reinforcement in foundational phonics instruction within the Kindergarten curriculum or instructional delivery.

Curriculum, Instruction and Assessment Needs

1. Staff development on how to interpret data from NWEA MAP and CLI
2. Utilize Math Seeds for Math

Comprehensive Needs Assessment

Curriculum, Instruction and Assessment Needs (Continued)

3. Utilize Reading Eggs and iReady Reading
4. Small Group Instruction
5. PLC Training

Targeted Curriculum Review and Professional Development for Kindergarten Math: A review of the Kindergarten Math curriculum and instructional practices is needed, particularly focusing on how to support all students in achieving high growth. Professional development should be provided to teachers on effective, differentiated math instruction to address the inconsistencies identified across classrooms.

New Math Curriculum Adopted (iReady Math and is TEA approved as HQIM: Highly Qualified Instructional Materials)

Data-Driven Instructional Adjustments: Continue to utilize the NWEA MAP and CLI assessment data regularly to identify specific student needs and make ongoing, responsive adjustments to curriculum pacing, instructional strategies, and intervention grouping.

Curriculum, Instruction and Assessment Summary

Lasater elementary school demonstrates commendable strengths in its Pre-K curriculum and instruction effectively fostering significant growth in a wide range of foundational literacy and early math skills. Similarly, certain Kindergarten classrooms are achieving exceptional growth in both reading and math, showcasing highly effective instructional practices. However, the data reveals critical areas for improvement in "Curriculum, Instruction, and Assessment." There are noticeable inconsistencies in Kindergarten Math achievement and growth across classrooms, highlighting a need for more uniform instructional effectiveness. Furthermore, specific Pre-K math skills like Rote Counting and Operations require intensified instructional focus, and there is a concerning decline in Kindergarten students being "On Track" for Letter Sounds and Blending. Addressing these weaknesses necessitates a targeted review and enhancement of curriculum in these identified areas, alongside professional development for teachers to ensure consistent and high-quality instructional delivery across all classrooms. The current assessment system provides valuable data, which must be continuously leveraged to inform these curriculum and instructional adjustments, ultimately aiming for more equitable and accelerated student outcomes in all domains.

2024–2025 CLI Benchmark BOY (Beginning of the Year) Reading

Grade	Student Count	Needs Support		Monitor		On Track	
		Count	%	Count	%	Count	%
Pre-K	92	16	17%	16	17%	61	67%

2024–2025 CLI Benchmark EOY (End of Year) Reading

Grade	Student Count	Needs Support		Monitor		On Track	
		Count	%	Count	%	Count	%
Pre-K	92	4	4%	2	2%	86	93%

2024–2025 CLI Benchmark BOY (Beginning of the Year) Math

Grade	Student Count	Needs Support		Monitor		On Track	
		Count	%	Count	%	Count	%
Pre-K	92	8	9%	12	13%	72	79%

2024–2025 CLI Benchmark EOY (End of Year) Math

Grade	Student Count	Needs Support		Monitor		On Track	
		Count	%	Count	%	Count	%
Pre-K	92	4	4%	9	9%	79	85%

2024–2025 MAP BOY (Beginning of the Year) Reading

Grade	Student Count	Did Not Meet		Approaches		Meets		Masters	
		Count	%	Count	%	Count	%	Count	%
K	54	16	30	38	70	16	29	5	9

2024–2025 MAP EOY (End of the Year) Reading

Grade	Student Count	Did Not Meet		Approaches		Meets		Masters	
		Count	%	Count	%	Count	%	Count	%
K	54	10	19	44	81	25	46	12	22

2024–2025 MAP BOY (Beginning of the Year) Math

Grade	Student Count	Did Not Meet		Approaches		Meets		Masters	
		Count	%	Count	%	Count	%	Count	%
K	53	17	32	42	79	15	28	5	10

2024–2025 MAP EOY (End of the Year) Math

Grade	Student Count	Did Not Meet		Approaches		Meets		Masters	
		Count	%	Count	%	Count	%	Count	%
K	53	12	23	41	77	23	44	11	21

**Circle Progress Monitoring Pre-K
School Benchmark Report**



Community: BROOKS COUNTY ISD
 School: LASATER EL
 School year: 2024-2025
 Race: All
 Ethnicity: All
 Sub-populations: All

Assessment Language: English
 Class: ALL
 Teacher: ALL
 Wave 1

Grade Level: PK

Measure		On Track	Needs Support	Monitor	Out of Range
Rapid Letter Naming		47%	23%	14%	16%
Rapid Vocabulary	Rapid Vocabulary 1	45%	40%	15%	0%
	Overall Measure	45%	40%	15%	0%
Math	Rote Counting	22%	41%	18%	18%
	Shape Naming	38%	34%	13%	15%
	Number Discrimination	56%	20%	9%	15%
	Number Naming	34%	34%	14%	17%
	Shape Discrimination	55%	23%	8%	14%
	Counting Sets	32%	40%	10%	17%
	Operations	17%	53%	15%	15%
Overall Measure		78%	9%	13%	0%
Phonological Awareness	Syllabication	12%	56%	17%	16%
	Onset-Rime	13%	56%	16%	16%
	Alliteration	0%	65%	19%	16%
	Rhyming I	5%	60%	19%	16%
	Overall Measure	66%	17%	17%	0%
* Measure has no benchmarks.					

Circle Progress Monitoring Pre-K School Benchmark Report



Community: BROOKS COUNTY ISD
 School: LASATER EL
 School year: 2024-2025
 Race: All
 Ethnicity: All
 Sub-populations: All

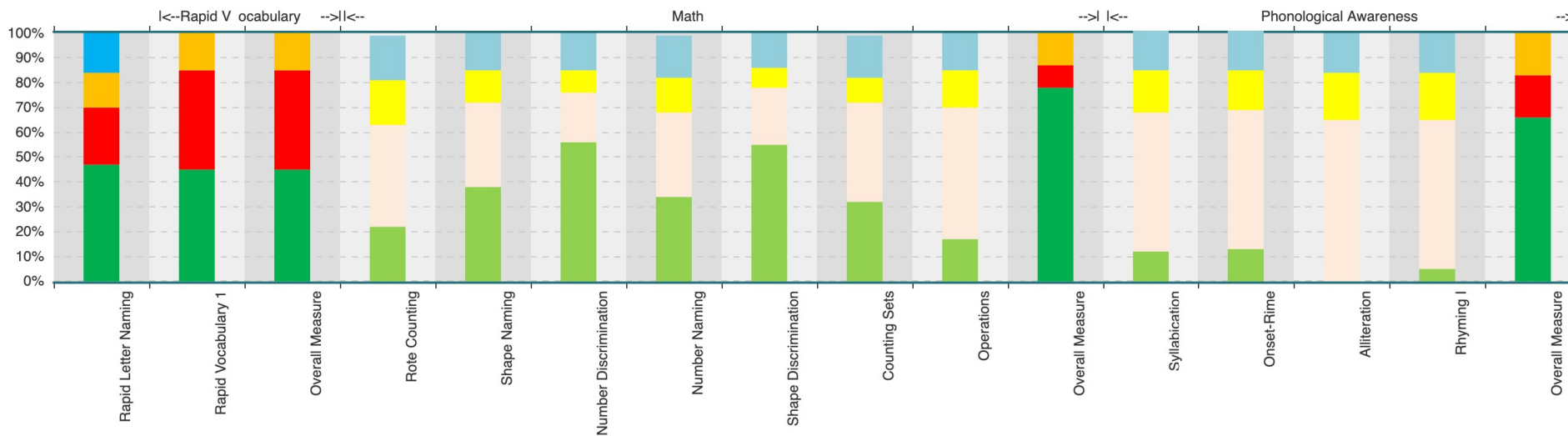
Assessment Language: English
 Class: ALL
 Teacher: ALL
 Wave 1

Grade Level: PK

■ % of Students Meeting On Track
 ■ % of Students Meeting Needs Support
 ■ % of Students Meeting Monitor
 ■ % of Students Meeting Out of Range
 ■ % of Students Meeting On Track
 ■ % of Students Meeting Needs Support
 ■ % of Students Meeting Monitor
 ■ % of Students Meeting Out of Range

School Benchmark Report

LASATER EL



Single-Term Achievement **Growth And Achievement**

Term Rostered

Fall 2024-2025 ▼

Start Term

Fall 2024-2025 ▼

End Term

Spring 2024-2025 ▼

Course

Math K-12 ▼

↻ Update

Filters (0)

▼ Apply Filters

LASATER ELEMENTARY

School Profile

Growth and Achievement Overview

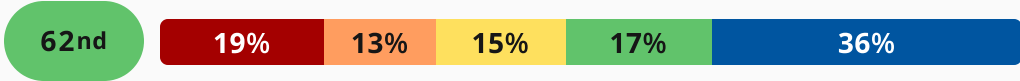
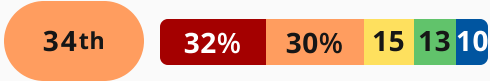
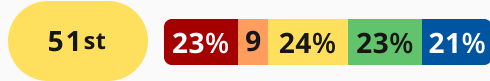
LASATER ELEMENTARY | Math K-12

Grade		Number of Students
All Grades	<p>Growth Median and Distribution</p> <p>Achievement Fall 2024-2025 Median and Distribution</p> <p>Achievement Spring 2024-2025 Median and Distribution</p>	53

Percentiles Key ● 1st - 20th ● 21st - 40th ● 41st - 60th ● 61st - 80th ● >80th

Rostered Fall 2024-2025
Tested Fall 2024-2025 - Spring 2024-2025

[More information about this chart](#) ▼

Grade ↑	Sort by -- select an option --	Number of Students
K	<p>Growth Median and Distribution</p>  <p>-----</p> <div style="display: flex; justify-content: space-around;"> <div data-bbox="277 352 764 537"> <p>Achievement Fall 2024-2025 Median and Distribution</p>  </div> <div data-bbox="805 352 1292 537"> <p>Achievement Spring 2024-2025 Median and Distribution</p>  </div> </div>	53
<p>Percentiles Key ● 1st - 20th ● 21st - 40th ● 41st - 60th ● 61st - 80th ● >80th</p> <p style="text-align: right;">Rostered Fall 2024-2025 Tested Fall 2024-2025 - Spring 2024-2025</p> <p>More information about this chart ▾</p>		

Lexile® and Quantile® are trademarks of MetaMetrics, Inc., and are registered in the United States and abroad. The trademarks and names of other companies and products mentioned herein are the property of their respective owners. Copyright © 2025 MetaMetrics, Inc. All rights reserved.

Single-Term Achievement **Growth And Achievement**

Term Rostered

Fall 2024-2025 ▼

Start Term

Fall 2024-2025 ▼

End Term

Spring 2024-2025 ▼

Course

Reading ▼

↻ Update

Filters (0)

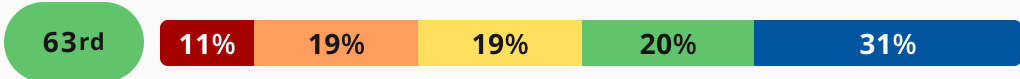
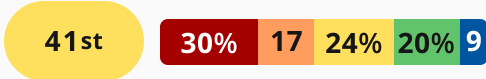
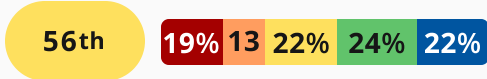
▼ Apply Filters

LASATER ELEMENTARY

School Profile

Growth and Achievement Overview

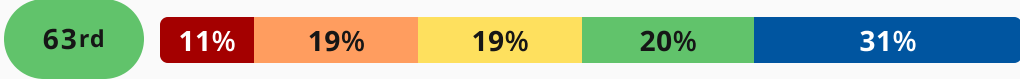
LASATER ELEMENTARY | Reading

Grade		Number of Students
All Grades	<p>Growth Median and Distribution</p>  <hr/> <p>Achievement Fall 2024-2025 Median and Distribution</p>  <p>Achievement Spring 2024-2025 Median and Distribution</p> 	54

Percentiles Key ● 1st - 20th ● 21st - 40th ● 41st - 60th ● 61st - 80th ● >80th

Rostered Fall 2024-2025
Tested Fall 2024-2025 - Spring 2024-2025

[More information about this chart](#) ▼

Grade ↑	Sort by -- select an option --	Number of Students
K	<p>Growth Median and Distribution</p>  <p>Achievement Fall 2024-2025 Median and Distribution: 41st percentile. Distribution: 30% (1st-20th), 17% (21st-40th), 24% (41st-60th), 20% (61st-80th), 9% (>80th).</p> <p>Achievement Spring 2024-2025 Median and Distribution: 56th percentile. Distribution: 19% (1st-20th), 13% (21st-40th), 22% (41st-60th), 24% (61st-80th), 22% (>80th).</p>	54
<p>Percentiles Key ● 1st - 20th ● 21st - 40th ● 41st - 60th ● 61st - 80th ● >80th</p> <p>Rostered Fall 2024-2025 Tested Fall 2024-2025 - Spring 2024-2025</p> <p>More information about this chart ▾</p>		

Lexile® and Quantile® are trademarks of MetaMetrics, Inc., and are registered in the United States and abroad. The trademarks and names of other companies and products mentioned herein are the property of their respective owners. Copyright © 2025 MetaMetrics, Inc. All rights reserved.

**Circle Progress Monitoring Pre-K
School Benchmark Report**



Community: BROOKS COUNTY ISD
 School: LASATER EL
 School year: 2024-2025
 Race: All
 Ethnicity: All
 Sub-populations: All

Assessment Language: English
 Class: ALL
 Teacher: ALL
 Wave 3

Grade Level: PK

Measure		On Track	Needs Support	Monitor	Out of Range
Rapid Letter Naming		80%	7%	3%	10%
Rapid Vocabulary	Rapid Vocabulary 3	82%	10%	7%	1%
	Overall Measure	82%	10%	7%	1%
Math	Rote Counting	53%	18%	11%	18%
	Shape Naming	81%	6%	4%	9%
	Number Discrimination	81%	3%	4%	11%
	Number Naming	72%	9%	7%	12%
	Shape Discrimination	85%	4%	2%	8%
	Counting Sets	82%	4%	3%	10%
	Operations	61%	19%	9%	11%
	Overall Measure	85%	4%	9%	1%
Phonological Awareness	Syllabication	79%	10%	6%	5%
	Onset-Rime	76%	10%	7%	7%
	Alliteration	54%	23%	11%	12%
	Rhyming I	62%	15%	10%	13%
	Overall Measure	93%	4%	2%	1%
* Measure has no benchmarks.					

Circle Progress Monitoring Pre-K School Benchmark Report



Community: BROOKS COUNTY ISD
 School: LASATER EL
 School year: 2024-2025
 Race: All
 Ethnicity: All
 Sub-populations: All

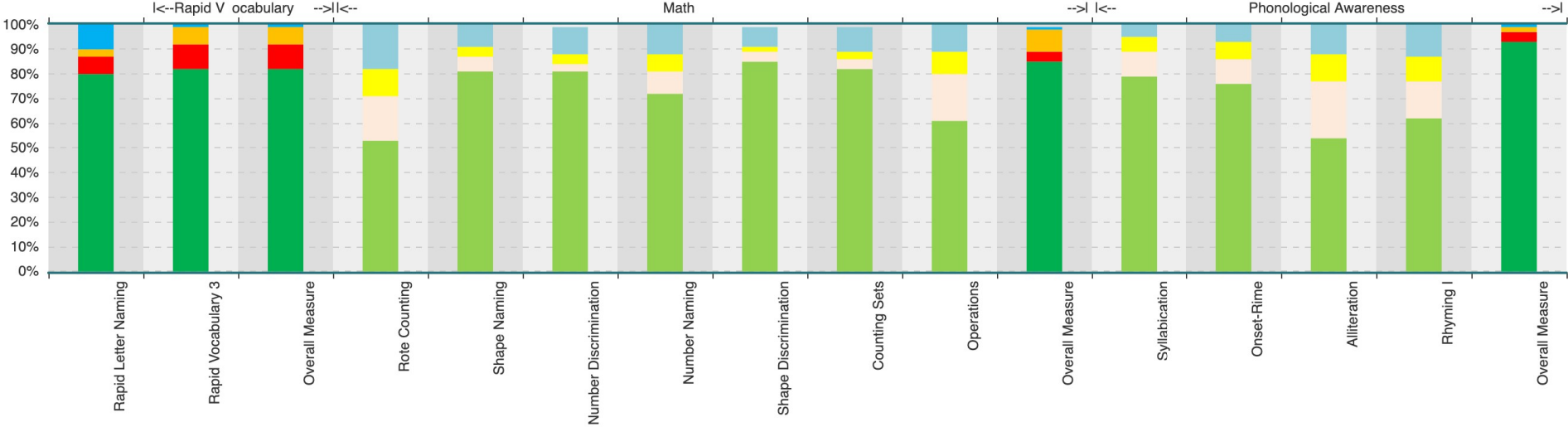
Assessment Language: English
 Class: ALL
 Teacher: ALL
 Wave 3

Grade Level: PK

■ % of Students Meeting On Track
 ■ % of Students Meeting Needs Support
 ■ % of Students Meeting Monitor
 ■ % of Students Meeting Out of Range
 ■ % of Students Meeting On Track
 ■ % of Students Meeting Needs Support
 ■ % of Students Meeting Monitor
 ■ % of Students Meeting Out of Range

School Benchmark Report

LASATER EL



2023-24 Texas Academic Performance Report (TAPR)

District Name: BROOKS COUNTY ISD

Campus Name: LASATER EL

Campus Number: 024901103

This page is intentionally blank.

This campus is not rated on STAAR Performance (TAPR).

This campus is not rated on STAAR Progress (TAPR).

This campus is not rated on Bilingual Education/English as a Second Language (Current EB Students/EL) (TAPR).

Texas Education Agency
2023-24 STAAR Participation (TAPR)
LASATER EL (024901103) - BROOKS COUNTY ISD - BROOKS COUNTY

This campus is not rated on STAAR Participation (TAPR).

Texas Education Agency
2023-24 Attendance, Graduation, and Dropout Rates (TAPR)
LASATER EL (024901103) - BROOKS COUNTY ISD - BROOKS COUNTY

There is no data for this campus.

Texas Education Agency
2023-24 Graduation Profile (TAPR)
 LASATER EL (024901103) - BROOKS COUNTY ISD - BROOKS COUNTY

	Campus Count	Campus Percent	District Count	State Count
Graduates (2022-23 Annual Graduates)				
Total Graduates	-	-	79	377,367
By Ethnicity:				
African American	-	-	1	46,822
Hispanic	-	-	75	197,333
White	-	-	3	103,009
American Indian	-	-	0	1,181
Asian	-	-	0	19,151
Pacific Islander	-	-	0	574
Two or More Races	-	-	0	9,297
By Graduation Type:				
Minimum H.S. Program	-	-	0	433
Recommended H.S. Program/Distinguished Achievement Program	-	-	0	270
Foundation H.S. Program (No Endorsement)	-	-	4	49,278
Foundation H.S. Program (Endorsement)	-	-	6	16,475
Foundation H.S. Program (DLA)	-	-	69	310,689
Texas First Early H.S. Completion Program (Texas First-DLA)	-	-	0	222
Special Education Graduates	-	-	6	34,589
Economically Disadvantaged Graduates	-	-	69	206,367
Emergent Bilingual (EB)/English Learner (EL) Graduates	-	-	4	50,229
At-Risk Graduates	-	-	54	168,430
CTE Completers	-	-	20	116,959

There is no data for this campus.

There is no data for this campus.

There is no data for this campus.

Texas Education Agency
2023-24 Student Information (TAPR)
 LASATER EL (024901103) - BROOKS COUNTY ISD - BROOKS COUNTY

Student Information	Membership				Enrollment			
	Campus		District	State	Campus		District	State
	Count	Percent			Count	Percent		
Total Students	171	100.0%	1,244	5,517,464	171	100.0%	1,244	5,531,236
Students by Grade								
Pre-Kindergarten	96	56.1%	7.7%	4.5%	96	56.1%	7.7%	4.5%
Pre-Kindergarten: 3-year Old	45	26.3%	3.6%	0.8%	45	26.3%	3.6%	0.8%
Pre-Kindergarten: 4-year Old	51	29.8%	4.1%	3.7%	51	29.8%	4.1%	3.7%
Kindergarten	75	43.9%	6.0%	6.5%	75	43.9%	6.0%	6.5%
Ethnic Distribution								
African American	0	0.0%	0.4%	12.8%	0	0.0%	0.4%	12.8%
Hispanic	161	94.2%	97.0%	53.2%	161	94.2%	97.0%	53.2%
White	10	5.8%	2.3%	25.0%	10	5.8%	2.3%	25.0%
American Indian	0	0.0%	0.1%	0.3%	0	0.0%	0.1%	0.3%
Asian	0	0.0%	0.2%	5.4%	0	0.0%	0.2%	5.4%
Pacific Islander	0	0.0%	0.0%	0.2%	0	0.0%	0.0%	0.2%
Two or More Races	0	0.0%	0.0%	3.1%	0	0.0%	0.0%	3.1%
Sex								
Female	89	52.0%	50.0%	48.9%	89	52.0%	50.0%	48.8%
Male	82	48.0%	50.0%	51.1%	82	48.0%	50.0%	51.2%
Other Student Cohorts								
Economically Disadvantaged	159	93.0%	90.2%	62.3%	159	93.0%	90.2%	62.2%
Non-Educationally Disadvantaged	12	7.0%	9.8%	37.7%	12	7.0%	9.8%	37.8%
Section 504 Students	0	0.0%	3.9%	7.2%	0	0.0%	3.9%	7.2%
EB Students/EL	7	4.1%	2.7%	24.4%	7	4.1%	2.7%	24.3%
Students w/ Disciplinary Placements (2022-23)	0	0.0%	3.4%	1.9%				
Students w/ Dyslexia	0	0.0%	4.3%	6.0%	0	0.0%	4.3%	6.0%
Foster Care	0	0.0%	0.1%	0.2%	0	0.0%	0.1%	0.2%
Homeless	7	4.1%	2.0%	1.4%	7	4.1%	2.0%	1.4%
Immigrant	0	0.0%	0.0%	2.9%	0	0.0%	0.0%	2.9%
Migrant	1	0.6%	0.6%	0.2%	1	0.6%	0.6%	0.2%
Title I	171	100.0%	100.0%	65.7%	171	100.0%	100.0%	65.7%
Military Connected	0	0.0%	0.4%	3.9%	0	0.0%	0.4%	3.9%
At-Risk	111	64.9%	63.6%	53.2%	111	64.9%	63.6%	53.2%
Students by Instructional Program								
Bilingual/ESL Education	5	2.9%	2.2%	24.5%	5	2.9%	2.2%	24.4%
Career and Technical Education	0	0.0%	21.5%	26.9%	-	-	-	-
Career and Technical Education (9-12 grades only)	0	0.0%	63.4%	73.3%	-	-	-	-
Gifted and Talented Education	0	0.0%	2.3%	8.5%	0	0.0%	2.3%	8.5%
Special Education	30	17.5%	16.9%	13.9%	30	17.5%	16.9%	14.0%

Texas Education Agency
2023-24 Student Information (TAPR)
 LASATER EL (024901103) - BROOKS COUNTY ISD - BROOKS COUNTY

Student Information	Membership				Enrollment			
	Campus		District	State	Campus		District	State
	Count	Percent			Count	Percent		
Students with Disabilities by Type of Primary Disability								
Total Students with Disabilities	30							
Students with Intellectual Disabilities	0	0.0%	28.6%	45.7%				
Students with Physical Disabilities	16	53.3%	27.1%	18.9%				
Students with Autism	**	**	20.5%	16.2%				
Students with Behavioral Disabilities	*	*	23.8%	17.6%				
Students with Non-Categorical Early Childhood	0	0.0%	0.0%	1.7%				
Mobility (2022-23)								
Total Mobile Students	1	100.0%	11.0%	16.1%				
African American	0	0.0%	0.1%	3.4%				
Hispanic	1	100.0%	10.1%	8.5%				
White	0	0.0%	0.8%	3.1%				
American Indian	0	0.0%	0.0%	0.1%				
Asian	0	0.0%	0.1%	0.5%				
Pacific Islander	0	0.0%	0.0%	0.0%				
Two or More Races	0	0.0%	0.0%	0.5%				
Special Ed Students who are Mobile	0	-	10.7%	17.6%				
Count and Percent of EB Students/EL who are Mobile	0	-	25.9%	16.3%				
Count and Percent of Econ Dis Students who are Mobile	1	100.0%	10.7%	18.6%				
Student Attrition (2022-23)								
Total Student Attrition	10	9.6%	10.8%	18.1%				

Student Information	Non-Special Education Rates			Special Education Rates		
	Campus	District	State	Campus	District	State
Retention Rates by Grade						
Kindergarten	1.9%	1.9%	1.3%	0.0%	0.0%	3.9%

Class Size Averages by Grade and Subject
 (Derived from teacher responsibility records):

Class Size Information	Campus	District	State
Elementary			
Kindergarten	17.8	17.8	18.4

Texas Education Agency
2023-24 Staff Information (TAPR)
 LASATER EL (024901103) - BROOKS COUNTY ISD - BROOKS COUNTY

Staff Information	Campus		District	State
	Count/Average	Percent		
Total Staff	13.3	100.0%	100.0%	100.0%
Professional Staff	13.3	100.0%	50.5%	63.9%
Teachers	10.3	77.5%	42.1%	48.3%
Professional Support	2.0	15.0%	5.3%	11.1%
Campus Administration (School Leadership)	1.0	7.5%	1.6%	3.3%
Educational Aides	0.0	0.0%	0.0%	11.4%
Librarians and Counselors (Headcount)				
Full-time Librarians	0.0	n/a	0.0	4,187.0
Part-time Librarians	0.0	n/a	0.0	651.0
Full-time Counselors	1.0	n/a	4.0	13,870.0
Part-time Counselors	0.0	n/a	0.0	1,172.0
Total Minority Staff	12.3	92.5%	95.2%	54.4%
Teachers by Ethnicity				
African American	0.0	0.0%	0.0%	12.6%
Hispanic	9.3	90.3%	93.7%	30.1%
White	1.0	9.7%	6.3%	53.4%
American Indian	0.0	0.0%	0.0%	0.3%
Asian	0.0	0.0%	0.0%	2.1%
Pacific Islander	0.0	0.0%	0.0%	0.1%
Two or More Races	0.0	0.0%	0.0%	1.3%
Teachers by Sex				
Males	0.0	0.0%	23.9%	24.5%
Females	10.3	100.0%	76.1%	75.5%
Teachers by Highest Degree Held				
No Degree	0.0	0.0%	3.8%	2.5%
Bachelors	8.3	80.6%	72.4%	71.7%
Masters	2.0	19.4%	22.6%	24.9%
Doctorate	0.0	0.0%	1.3%	0.8%
Teachers by Years of Experience				
Beginning Teachers	3.0	29.1%	20.1%	8.7%
1-5 Years Experience	2.0	19.4%	15.1%	27.4%
6-10 Years Experience	1.0	9.7%	17.1%	20.2%
11-20 Years Experience	2.0	19.4%	22.6%	27.1%
21-30 Years Experience	1.3	12.8%	18.8%	13.7%
Over 30 Years Experience	1.0	9.7%	6.3%	3.0%
Number of Students per Teacher	16.6	n/a	15.6	14.7

Texas Education Agency
2023-24 Staff Information (TAPR)
 LASATER EL (024901103) - BROOKS COUNTY ISD - BROOKS COUNTY

Staff Information	Campus	District	State
Experience of Campus Leadership			
Average Years Experience of Principals	2.0	7.5	6.0
Average Years Experience of Principals with District	2.0	7.5	5.1
Average Years Experience of Assistant Principals	0.0	2.0	5.1
Average Years Experience of Assistant Principals with District	0.0	2.0	4.3
Average Years Experience of Teachers	10.4	12.4	11.1
Average Years Experience of Teachers with District	6.2	8.0	6.9
Average Teacher Salary by Years of Experience (regular duties only)			
Beginning Teachers	\$40,467	\$43,288	\$54,272
1-5 Years Experience	\$48,700	\$52,244	\$58,185
6-10 Years Experience	\$56,800	\$58,015	\$61,494
11-20 Years Experience	\$57,800	\$61,079	\$65,219
21-30 Years Experience	\$66,356	\$66,689	\$69,723
Over 30 Years Experience	\$64,600	\$62,114	\$74,014
Average Actual Salaries (regular duties only)			
Teachers	\$52,657	\$56,771	\$62,474
Professional Support	\$76,331	\$73,801	\$73,783
Campus Administration (School Leadership)	\$85,922	\$87,979	\$86,738
Instructional Staff Percent	n/a	59.8%	65.0%
Contracted Instructional Staff (not incl. above)	0.5	3.2	1,970.1

Program Information	Campus		District	State
	Count	Percent		
Teachers by Program (population served)				
Bilingual/ESL Education	0.0	0.0%	0.0%	6.0%
Career and Technical Education	0.0	0.0%	4.5%	5.5%
Compensatory Education	0.0	0.0%	5.0%	3.1%
Gifted and Talented Education	0.0	0.0%	2.8%	1.6%
Regular Education	9.0	87.2%	81.5%	69.8%
Special Education	1.3	12.8%	6.2%	10.3%
Other	0.0	0.0%	0.0%	3.7%

- Indicates there is no data for the item.
- * Indicates results are masked due to small numbers.
- ** When only one student disability or assessment group is masked, then the second smallest student disability or assessment group is masked regardless of size.
- n/a Indicates data reporting is not applicable for this group.
- ? Indicates that the data for this item were statistically improbable or were reported outside a reasonable range.

Texas Education Agency
2023-24 Staff Information (TAPR)
LASATER EL (024901103) - BROOKS COUNTY ISD - BROOKS COUNTY

Link to: [PEIMS Financial Standard Reports 2022-23 Financial Actual Report](#)
(To open link in a new window, press the "Ctrl" key and click on the link.)

**Texas Kindergarten Entry Assessment
School Benchmark Report**



Community: BROOKS COUNTY ISD
 School: LASATER EL
 School year: 2024-2025
 Race: All
 Ethnicity: All
 Sub-populations: All

Assessment Language: English
 Class: ALL
 Teacher: ALL
 Wave 1

Grade Level: KG

Measure		On-Track	Monitor	Support
Vocabulary	Vocabulary 1	58%	5%	37%
	Overall Measure	58%	5%	37%
Letter Names	Letter Names 1	65%	2%	33%
	Overall Measure	65%	2%	33%
Spelling	Spelling 1	67%	2%	32%
	Overall Measure	67%	2%	32%
Listening Comp	Listening Comprehension 1	57%	10%	33%
	Overall Measure	57%	10%	33%
Decoding	Decoding 1	48%	10%	42%
	Overall Measure	48%	10%	42%
Letter Sounds	Letter Sounds 1	75%	2%	23%
	Overall Measure	75%	2%	23%
Blending	Blending 1	55%	13%	32%
	Overall Measure	55%	13%	32%
Math	Math Part 1	*	*	*
	Math Part 2	*	*	*
	Overall Measure	47%	7%	47%
Science	Science 1	55%	15%	30%
	Overall Measure	55%	15%	30%
* Measure has no benchmarks.				

Texas Kindergarten Entry Assessment
School Benchmark Report



Community: BROOKS COUNTY ISD
School: LASATER EL
School year: 2024-2025
Race: All
Ethnicity: All
Sub-populations: All

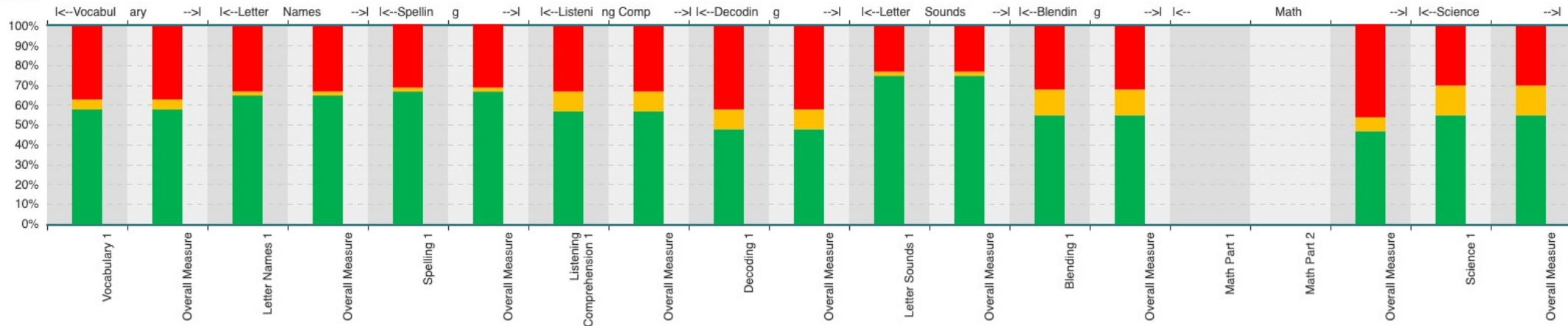
Assessment Language: English
Class: ALL
Teacher: ALL
Wave 1

Grade Level: KG

■ % of Students Meeting On-Track ■ % of Students Meeting Monitor ■ % of Students Meeting Support

School Benchmark Report

LASATER EL



**Texas Kindergarten Entry Assessment
School Benchmark Report**



Community: BROOKS COUNTY ISD
 School: LASATER EL
 School year: 2024-2025
 Race: All
 Ethnicity: All
 Sub-populations: All

Assessment Language: English
 Class: ALL
 Teacher: ALL
 Wave 3

Grade Level: KG

Measure		On-Track	Monitor	Support
Vocabulary	Vocabulary 3	62%	9%	29%
	Overall Measure	62%	9%	29%
Letter Names	Letter Names 3	68%	12%	20%
	Overall Measure	68%	12%	20%
Spelling	Spelling 3	79%	7%	15%
	Overall Measure	79%	7%	15%
Listening Comp	Listening Comprehension	75%	8%	17%
	Overall Measure	75%	8%	17%
Decoding	Decoding 3	61%	8%	31%
	Overall Measure	61%	8%	31%
Letter Sounds	Letter Sounds 3 Receptive	*	*	*
	Letter Sounds 3 Expressive	*	*	*
	Overall Measure	51%	21%	29%
Blending	Blending 3 Receptive	*	*	*
	Blending 3 Expressive	*	*	*
	Overall Measure	57%	5%	38%
KG Dyslexia Referral Checklist		81%	0%	19%
Math	Math Part 1 W3	*	*	*
	Math Part 2 W3	*	*	*
	Overall Measure	52%	13%	35%
Science	Science 3	100%	0%	0%
	Overall Measure	100%	0%	0%
* Measure has no benchmarks.				

Texas Kindergarten Entry Assessment
School Benchmark Report



Community: BROOKS COUNTY ISD
School: LASATER EL
School year: 2024-2025
Race: All
Ethnicity: All
Sub-populations: All

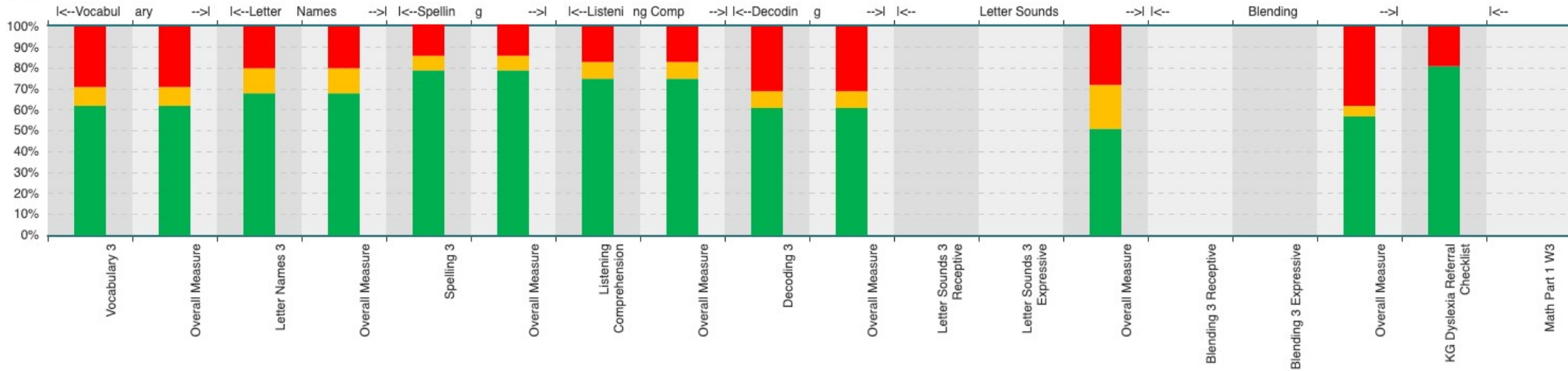
Assessment Language: English
Class: ALL
Teacher: ALL
Wave 3

Grade Level: KG

■ % of Students Meeting On-Track ■ % of Students Meeting Monitor ■ % of Students Meeting Support

School Benchmark Report

LASATER EL



Comprehensive Needs Assessment

Family and Community Involvement

Family and Community Involvement Data Sources

Feedback data
Parent Conference data
Surveys/Questionnaires

Family and Community Involvement Strengths

1. Parent participation is above average and continues to increase each year.
2. Campus offers a minimum of one family engagement activity or event per semester. (Reading, Math, plus several additional family engagement activities that invite parents, grandparents, etc.)
3. Our rural community and Lasater school have built an exceptional, positive working relationship.
4. Lasater has a bilingual staff to meet the needs of community and family communications.
5. Lasater excels with communications to the families and community through social media, live streams of events, emails, remind app, parent square, etc.

Diverse Engagement Opportunities:

Lasater offers a variety of events designed to involve parents and the community, such as Parent-Teacher Conferences, Open House, Literacy Nights, Meet the Teacher, Fire Safety Week, Trick-or-Treat with community members, Santa Visit, Red Ribbon Week, Autism Walk, Mother's Day Breakfast, Grandparents Day Celebration, Kinder Graduation, and Pre-K Awards.

Existing Communication Channels:

Remind and other forms of communication such as social media, school marquis board are used to engage families.

Community Partnerships: The school has established partnerships with organizations like HEB (for school supplies), the Sheriff Department (for safety), FVFF (for safety at home), County Extension agents for healthy lifestyles, and CACOST.

Bilingual Staff: The presence of bilingual staff and multilingual communication tools is available, with Spanish being explicitly mentioned as a language known by some employees.

Positive Perception of Family Engagement Impact: Survey noted that held literacy and family nights have "greatly helped with the students' growth academically".

Family and Community Involvement Weaknesses

Comprehensive Needs Assessment

Low Parent Involvement: A significant weakness identifies that parents "are not involved much because unfortunately many are just plain lazy or may feel inadequate or out of place"

Inconsistent Support Services: Inclusion, intervention, and small group services are described as "helpful, but not always consistent due to lack of staff". This impacts the ability to fully support students and potentially their families.

Family and Community Involvement Needs

Increase Parent Engagement and Responsibility: Develop strategies to overcome perceived barriers to parent involvement, such as feelings of inadequacy or being out of place.

Expand Community Partnerships and Resources: Actively seek out and bring in more external resources like museums and local businesses to offer unique educational experiences and fundraising opportunities (e.g., "museum night," "Reading and Math night" with local business dinners)

PTO: Form a PTO (Parent Teacher Organization)

Family and Community Involvement Summary

Lasater Elementary continues to have excellent family and community engagement. There are many engagement activities offered throughout the year in which parents, grandparents, etc are welcomed into the school for programs and activities involving the students at LES. Lasater provides excellent avenues of communication to parents and the community.

Survey responses reveal that Lasater Elementary has a commendable foundation for family and community involvement, evidenced by a wide array of engagement events, established communication channels like Remind, and existing partnerships with local entities. Furthermore, there is a desire for more diverse and consistent external community resources and improved consistency in internal support services due to staffing shortages

Timestamp	What evidence exists that families and community	What are the activities? Which parents and commu	How are families and the community members invt	What types of services are available to support fam	If families speak languages other than English, wh	What types of services are available to support stu	What types of community partnerships exist to sup
5/21/2025 12:23:40	Evidence would include participation at school events, communication on Remind or other form of communication we use, how well the student learns the material from class. If parents are involved that child should be on level or above their level, and their homework completed tell us so much.	Activities could include the participation we get at school activities. The participation could include parents and community leaders as well as the board and superintendent. We should observe the days of the week and the times we have most participation. We should have more outside resources coming out to involve our students in activities that many of them never have a chance to go and see. Why not have History and Science museum come out and have a museum night. Work with local business to provide a 5,00 dinner and share in the profits. Have a Reading and Math night where teachers have a 30 minute activity for kids and parents and then rotate the activities like we do centers. In Christmas decorate trees and the cafeteria and have parents help and come and tour the trees. If it is possible to sale something like hot chocolate, cookies to make it a fundraiser. Sell healthy snacks on Friday as a fundraiser!	They are not involved much because unfortunately many are just plain lazy or may feel inadequate or out of place. These parents need the responsibility to fall back on them.	Answered above.	Spanish and maybe 1 or 2 other languages. Hire people that speak that language well and have them do small workshops with these parents at the time the parents can come. Not when it is convenient for teacher.	Do not know enough about special Ed. Not sure. But it is possible to find out. The Community members should meet once a month to discuss what they offer and provide them a meal.	Same answer.
5/22/2025 7:51:01	Parent teacher conferences, curriculum night or literacy night that helps	We have held literacy and family night. This has greatly helped with the students growth academically	They are able to voice their concerns to the teacher or to the school directly and by providing surveys for the parents to fill out.	family counseling and mental health services. Providing parenting and educational support or classes as well as family resource center.	Bilingual staff and or multilingual communication tools are also available.	Special Education Services, gifted /Talented program, RTI intervention, and behavioral/emotional support	Social services for housing assistance, food security, local businesses including law enforcement and first responders
5/22/2025 8:45:42	Open House, Literacy Night	Open House, Literacy Night, Mother's Day Breakfast, Awards Assemblies, Box Car Day, Seasonal Projects send by the grade level, Book Fair, Costume Parade Halloween, Reading Across America Week, Homecoming Week	Survey, Site-Based Committee, School Supplies by HEB, Dollar Tree	N/A	Spanish - School needs to have literature in Spanish also. All flyers are in English	Inclusion, Counseling	HEB(School Supplies), Sherriff Department (Safety), FVFF(Safety at Home), School District supplies clothing and school materials as needed
5/22/2025 9:44:16	Meet the Teacher, Literacy Nights, Open House and other events where the community and parents are allowed to come into the school.	Meet the Teacher, Parent Events like grandparents day or mothers day, Literacy Night, Award Days	Board Meetings and Parent Teacher Conferences	Teachers contacting parents to keep them involved in their child's schooling.	Spanish, Some employees know Spanish	SPED, Inclusion	Not Sure
5/22/2025 14:19:48	Meet the teacher, Fire Safety Week, Trick or Treating with community members, Santa Visit, Red Ribbon Week, Autism Walk, Mother's Day Breakfast, Grandparent's day celebration, literacy night, Kinder graduation, prek awards	activities that pertain to the above mentioned, all LES parents, low enforcement and other agencies, school board members	SBDM, surveys, school board meetings	counselor, nutrition program, literacy activities, Bloom grant	Spanish, Vietnamese. all families speak English and do not need translation	Inclusion, intervention and small group. They are helpful but not always consistent due to lack of staff	CACOST,
5/22/2025 14:19:48	Meet the Teacher, Trick or Treat with Community, Santa Visit, Red Ribbon Week, Autism Walk, Mother's Day Breakfast, Grandparents' Day Celebration, Literacy Night, Kinder Graduation, Pre-K Words, Fire Safety Week	Activities that pertain to the above mentioned, all LES Campus Parents, Law Enforcement, Fire Dept., Board Members, Administration, LES Staff	SBDM, Surveys, School Board Meetings	Counselor, nutrition program, literacy activities, bloom grant,	Spanish and Vietnamese. All families speak English as their Second Language and do not need translation.	Inclusion, intervention, and small group are helpful, but is not consistent due to being short-staffed.	CACOST

Comprehensive Needs Assessment

School Context and Organization

School Context and Organization Data Sources

Feedback data
Surveys/Questionnaires

School Context and Organization Strengths

Lasater demonstrates strength with school context and organization in the following areas:

- The district supports the campus well through resources such as material, monetarily and through personnel.
- District uses surveys to garner staff input.
- The perception of the community, students and parents of Lasater Elementary is generally good.
- Lasater has appropriate emergency plans and procedures in place.
- Excellent communication from administration to staff.
- Teachers have a voice in decision-making and school policies through channels like SBDM (School-Based Decision Making) / DEIC (District Education Improvement Council) and surveys conducted by administration.

School Context and Organization Weaknesses

Lasater Elementary would benefit from improvements in the following areas of school context and organization:

- Improved communication between district level and campus level.
- District School Calendar changes during the school year kept to a minimum.
- Improved survey participation of parents and staff.

Comprehensive Needs Assessment

School Context and Organization Needs

Lasater Elementary exhibits needs in the following areas pertaining to school context and organization:

- Involve teachers in the decision-making process.
- Communicate staff development Calendar for the year.
- Follow up with survey results
- Schedule SBDM meetings throughout the school year.
- Greater survey participation is needed with parent and teacher feedback.

School Context and Organization Summary

Students, parents and the community have a good perception of Lasater Elementary. Lasater Elementary will continue to hold SBDM meetings to ensure input and communication from staff, parents and community. Lasater, along with the district, has an exemplary emergency preparedness plan, which includes clear protocols, and the CrisisGo system in place. CrisisGo implemented at Lasater and the district ensures emergency preparedness, communication, visitor management, and incident management to support fast, effective responses during critical situations. This creates a safer environment at Lasater and all BCISD campuses, enabling Lasater and district employees to respond with confidence in emergencies.

Timestamp	What evidence exists that families and community	What are the activities? Which parents and commu	How are families and the community members invt	What types of services are available to support fam	If families speak languages other than English, wh	What types of services are available to support stu	What types of community partnerships exist to sup
5/21/2025 12:23:40	Evidence would include participation at school events, communication on Remind or other form of communication we use, how well the student learns the material from class. If parents are involved that child should be on level or above their level, and their homework completed tell us so much.	Activities could include the participation we get at school activities. The participation could include parents and community leaders as well as the board and superintendent. We should observe the days of the week and the times we have most participation. We should have more outside resources coming out to involve our students in activities that many of them never have a chance to go and see. Why not have History and Science museum come out and have a museum night. Work with local business to provide a 5,00 dinner and share in the profits. Have a Reading and Math night where teachers have a 30 minute activity for kids and parents and then rotate the activities like we do centers. In Christmas decorate trees and the cafeteria and have parents help and come and tour the trees. If it is possible to sale something like hot chocolate, cookies to make it a fundraiser. Sell healthy snacks on Friday as a fundraiser!	They are not involved much because unfortunately many are just plain lazy or may feel inadequate or out of place. These parents need the responsibility to fall back on them.	Answered above.	Spanish and maybe 1 or 2 other languages. Hire people that speak that language well and have them do small workshops with these parents at the time the parents can come. Not when it is convenient for teacher.	Do not know enough about special Ed. Not sure. But it is possible to find out. The Community members should meet once a month to discuss what they offer and provide them a meal.	Same answer.
5/22/2025 7:51:01	Parent teacher conferences, curriculum night or literacy night that helps	We have held literacy and family night. This has greatly helped with the students growth academically	They are able to voice their concerns to the teacher or to the school directly and by providing surveys for the parents to fill out.	family counseling and mental health services. Providing parenting and educational support or classes as well as family resource center.	Bilingual staff and or multilingual communication tools are also available.	Special Education Services, gifted /Talented program, RTI intervention, and behavioral/emotional support	Social services for housing assistance, food security, local businesses including law enforcement and first responders
5/22/2025 8:45:42	Open House, Literacy Night	Open House, Literacy Night, Mother's Day Breakfast, Awards Assemblies, Box Car Day, Seasonal Projects send by the grade level, Book Fair, Costume Parade Halloween, Reading Across America Week, Homecoming Week	Survey, Site-Based Committee, School Supplies by HEB, Dollar Tree	N/A	Spanish - School needs to have literature in Spanish also. All flyers are in English	Inclusion, Counseling	HEB(School Supplies), Sherriff Department (Safety), FVFF(Safety at Home), School District supplies clothing and school materials as needed
5/22/2025 9:44:16	Meet the Teacher, Literacy Nights, Open House and other events where the community and parents are allowed to come into the school.	Meet the Teacher, Parent Events like grandparents day or mothers day, Literacy Night, Award Days	Board Meetings and Parent Teacher Conferences	Teachers contacting parents to keep them involved in their child's schooling.	Spanish, Some employees know Spanish	SPED, Inclusion	Not Sure
5/22/2025 14:19:48	Meet the teacher, Fire Safety Week, Trick or Treating with community members, Santa Visit, Red Ribbon Week, Autism Walk, Mother's Day Breakfast, Grandparent's day celebration, literacy night, Kinder graduation, prek awards	activities that pertain to the above mentioned, all LES parents, low enforcement and other agencies, school board members	SBDM, surveys, school board meetings	counselor, nutrition program, literacy activities, Bloom grant	Spanish, Vietnamese. all families speak English and do not need translation	Inclusion, intervention and small group. They are helpful but not always consistent due to lack of staff	CACOST,
5/22/2025 14:19:48	Meet the Teacher, Trick or Treat with Community, Santa Visit, Red Ribbon Week, Autism Walk, Mother's Day Breakfast, Grandparents' Day Celebration, Literacy Night, Kinder Graduation, Pre-K Words, Fire Safety Week	Activities that pertain to the above mentioned, all LES Campus Parents, Law Enforcement, Fire Dept., Board Members, Administration, LES Staff	SBDM, Surveys, School Board Meetings	Counselor, nutrition program, literacy activities, bloom grant,	Spanish and Vietnamese. All families speak English as their Second Language and do not need translation.	Inclusion, intervention, and small group are helpful, but is not consistent due to being short-staffed.	CACOST

Comprehensive Needs Assessment

Technology

Technology Data Sources

Classroom walk throughs data
Interviews
Technology

Technology Strengths

All teachers at Lasater have SMART boards, laptops, document cameras, and projectors. The BCISD Technology Department provides outstanding support throughout the year.

Technology is utilized to support curriculum through various computer applications such as:

- iReady
- Reading Eggs
Math Seeds
- Frog Street (teacher digital component)
- DMAC is utilized with the following:
Data disaggregation for national, state and local data sources, for assessments, and student tracking
- Generate, administer, and report on TEKS-based local assessments online
- Tracking student growth and monitoring progress
- Appraisals (T-TESS and T-PESS)
- Calibration and data collection for the Teacher Incentive Allotment (TIA)
- Customized online documentation
- Develop Campus/District Plans
- Testing accommodations management

User Friendly:

We aim for technology to be user-friendly for both students and parents. The ease of use can vary by platform and individual digital comfort. Students generally find our educational tools accessible as they develop their skills, while parents interact primarily through portals designed for straightforward access to information..

Student Data Confidential and Secure

We ensure data confidence and security through rigorous Data Privacy Agreements with all vendors handling student information. Additionally, our ClassLink suite, including DataGuard, Roster Server, and OneSync significantly enhances security by monitoring data exchange and automating secure user account and data synchronization across our systems, safeguarding sensitive student information.

Comprehensive Needs Assessment

Technology Strengths (Continued)

Cybersecurity Plan in place

BCISD and Lasater Elementary formally incorporated a Cybersecurity Annex into our District Emergency Operation Plan. This annex specifically details the protocols and procedures that will be followed in the event of a cybersecurity breach or major incident. It outlines the roles and responsibilities, communication strategies, steps for containment and recovery, and coordination with relevant external agencies.

Technology Weaknesses

Monitor student technology time to ensure the appropriate amount of time and digital program is implemented.

Technology Needs

Technology needs at Lasater consist of the following:

- Continue to replace aging hardware and software.
- Continued teacher training for implementing technology tools.
- Continued training in AI to improve classroom instruction and delivery.

Technology Summary

Lasater Elementary will continue to analyze new technology advancements to see if feasible for our district. The campus will continue to subsidize replacement of technology equipment through local budget requests. In addition LES will learn and incorporate new technologies such as AI into the classroom, to prepare the students at BCISD for a future with technology innovation.