



---

**Richland School District 2**  
**FY 2026 Monthly Financial Report**  
**Through the Month Ended August 31, 2025**  
*Unaudited- Intended For Management Purposes Only*

---

Nancy W. Williams  
Senior Chief Financial Officer

Dr. Kim Moore  
Superintendent

**RICHLAND COUNTY SCHOOL DISTRICT TWO**  
**STATEMENT OF REVENUES AND EXPENDITURES- BUDGET TO ACTUAL -UNAUDITED**  
**GENERAL FUND**  
**THROUGH MONTH ENDED AUGUST 31, 2025**

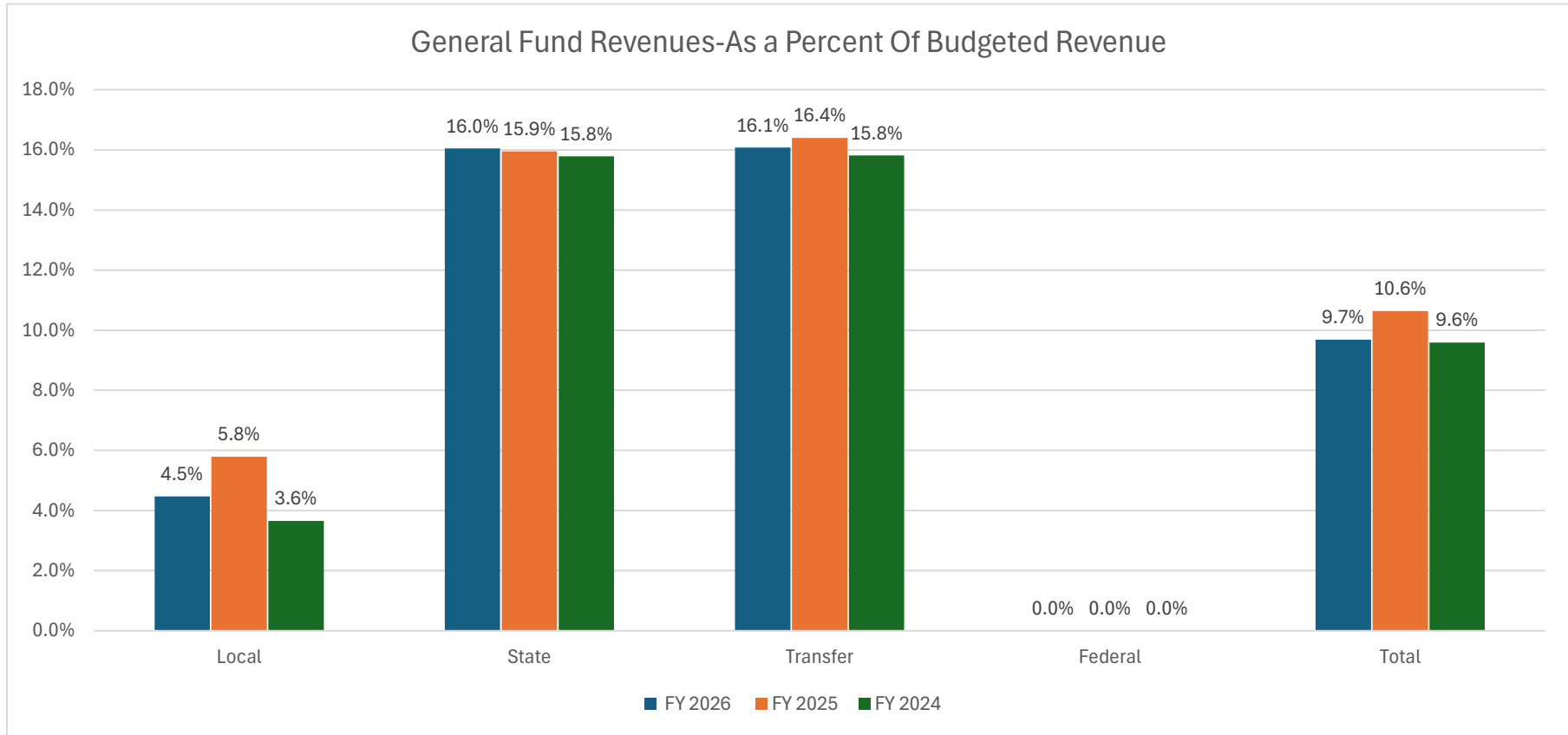
	<u>Final Budget</u>	<u>Actual</u>	<u>Percent of Budget</u>
<b>REVENUES:</b>			
<b>Local Sources:</b>			
Local Property Tax	\$ 134,230,699	\$ 8,340,811	6.2%
Property Tax Relief*	63,632,934	-	0.0%
Interest on Investments	750,000	186,760	24.9%
Other Local Revenue	750,000	381,732	50.9%
<b>Total Revenue from Local Sources</b>	<u>199,363,633</u>	<u>8,909,303</u>	4.5%
<b>State Sources:</b>			
State Aid to Classrooms	143,589,303	23,945,993	16.7%
State Aid to Classrooms-Health Insurance	5,080,723	560,081	11.0%
Retiree Insurance	11,289,073	1,707,348	15.1%
Bus Driver Salary	2,086,173	74,276	3.6%
Other State Revenue	1,783,108	-	0.0%
<b>Total Revenue from State Sources</b>	<u>163,828,380</u>	<u>26,287,697</u>	16.0%
<b>Federal Sources:</b>			
Impact Aid	250,000	-	0.0%
<b>Tranfers from Other Funds:</b>			
Transfer from EIA-State Aid to Classrooms	30,229,997	5,041,373	16.7%
Transfer from Special Revenue- Indirect Costs	1,135,000	-	0.0%
<b>Total Transfers</b>	<u>31,364,997</u>	<u>5,041,373</u>	16.1%
<b>Total Revenues &amp; Transfers</b>	394,807,010	40,238,374	10.2%
Use of Fund Balance	20,543,045	-	0.0%
<b>Total Revenues, Transfers &amp; Use of Fund Balance</b>	<u>415,350,055</u>	<u>40,238,374</u>	9.7%
<b>EXPENDITURES:</b>			
<b>Current:</b>			
Salaries	230,942,439	22,231,146	9.6%
Fringe	102,517,946	9,646,070	9.4%
Utilities	9,478,142	1,090,256	11.5%
Property and Operation Contracts	17,130,416	2,261,631	13.2%
Maintenance and Repairs	3,122,733	1,194,327	38.2%
Purchased Services	26,236,989	2,787,016	10.6%
Supplies and Equipment	6,799,097	553,357	8.1%
Other Expenditures	2,647,293	467,884	17.7%
<b>Total Expenditures</b>	<u>398,875,055</u>	<u>40,231,687</u>	10.1%
Transfers to Other Funds	16,475,000	-	0.0%
<b>Total Expenditures &amp; Transfers to Other Funds</b>	<u>415,350,055</u>	<u>40,231,687</u>	9.7%

\*-County classifies as local revenue

*Unaudited- Intended For Management Purposes Only*

## Richland School District 2

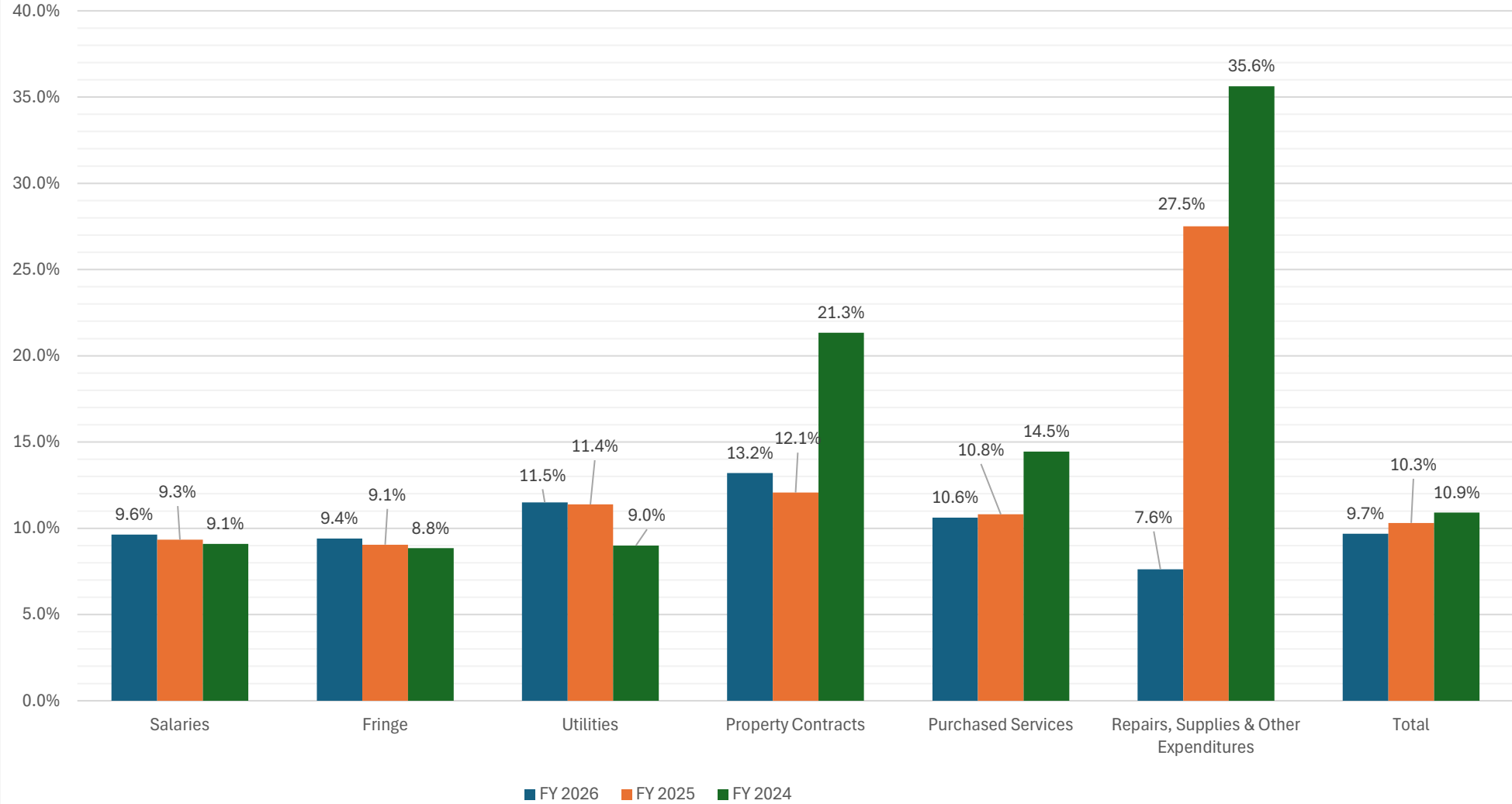
### Statement of Revenues and Expenditures for Fiscal Year 2026 General Fund Revenues-Through Month Ended August 31, 2025



*Unaudited- Intended For Management Purposes Only*

**Richland School District 2**  
 Statement of Revenues and Expenditures for Fiscal Year 2026  
 General Fund Expenditures-Through Month Ended August 31, 2025

General Fund Expenditures as a Percentage of Budgeted Expenditures



*Unaudited- Intended For Management Purposes Only*

**Richland School District 2**  
**Total Fund Balance-General Fund *Unaudited***  
**As a Percent of GF Budget**  
**MONTH ENDED AUGUST 31, 2025**

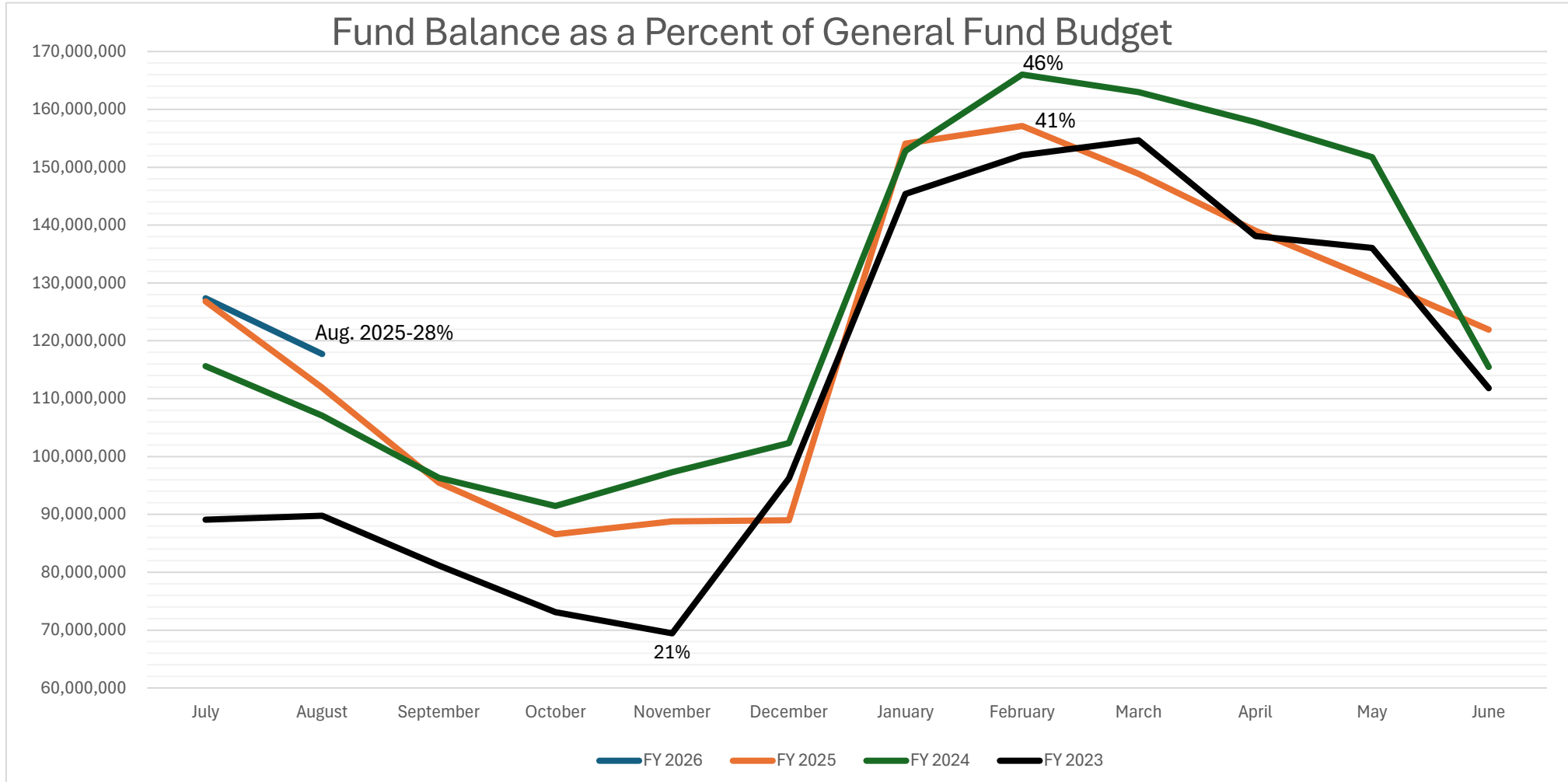
---

Month	Fund Balance	GF Budget	% of Budget
Jun-24	115,494,919	359,664,363	32% *
Jul-24	126,797,087	386,781,950	33%
Aug-24	111,895,908	386,781,950	29%
Sep-24	95,486,272	386,781,950	25%
Oct-24	86,569,742	386,781,950	22%
Nov-24	88,795,793	386,781,950	23%
Dec-24	89,009,430	386,781,950	23%
Jan-25	154,089,964	386,781,950	40%
Feb-25	157,132,126	386,781,950	41%
Mar-25	148,839,271	386,781,950	38%
Apr-25	139,046,886	386,781,950	36%
May-25	130,610,205	386,781,950	34%
Jun-25	121,940,410	386,781,950	32%
Jul-25	127,356,366	415,350,055	31%
Aug-25	117,717,349	415,350,055	28%

**\*-Audited**

*Unaudited- Intended For Management Purposes Only*

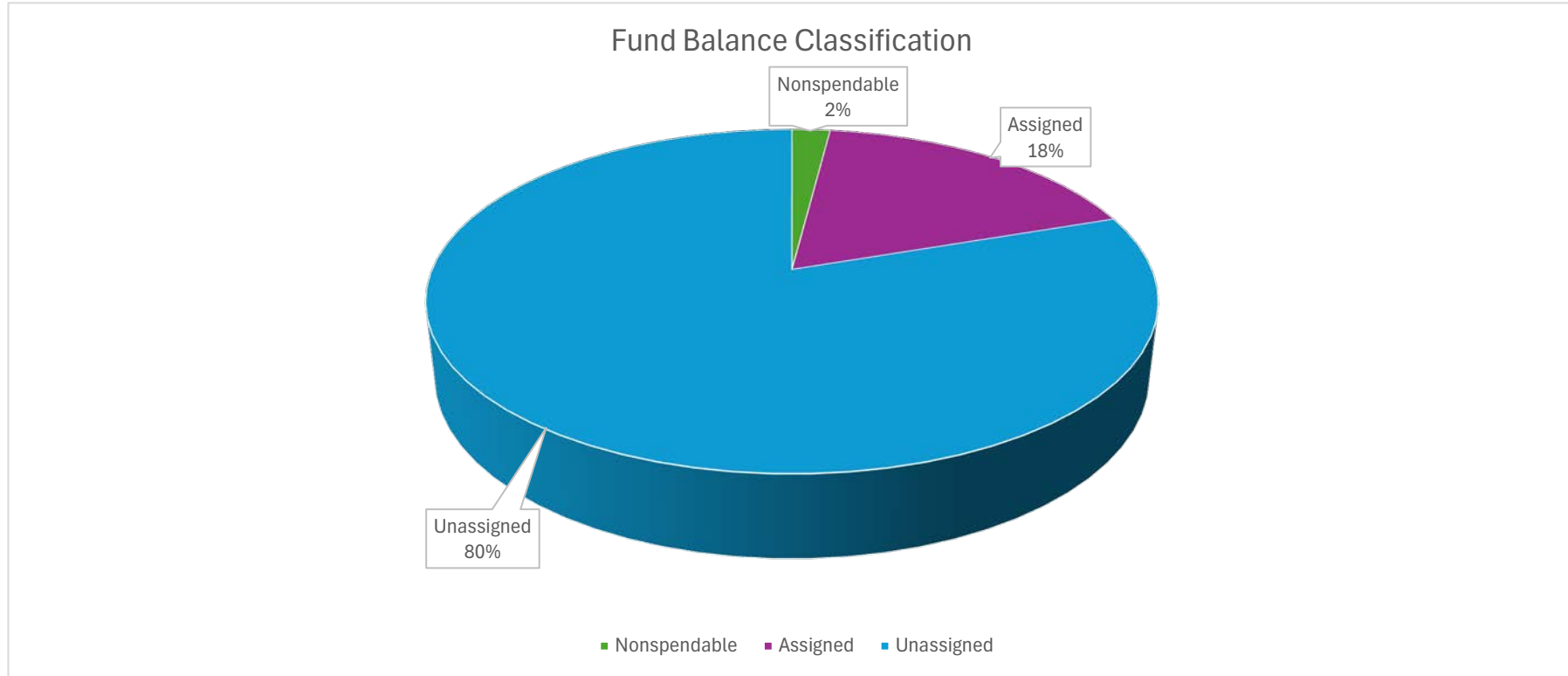
**Richland School District 2**  
**Total Fund Balance- General Fund- Unaudited**  
 As a Percent of the General Fund Budget  
 Month Ended August 31, 2025



State Law requires atleast 8.33% (1 month)  
 Board Policy requires atleast 16.66% (2 months)  
 Bond Rating agencies require atleast 20% (2.4 Months)

*Unaudited- Intended For Management Purposes Only*

**Richland School District 2**  
Fund Balance Classifications- General Fund- **Unaudited**  
Month Ended August 31, 2025



*Unaudited- Intended For Management Purposes Only*

**RICHLAND COUNTY SCHOOL DISTRICT TWO**  
**OPERATING TAX COLLECTIONS**  
**MONTH ENDED AUGUST 31, 2025**

**FY 2026- Millage 317.1**

	<b>Budget</b>	Jul-25	Aug-25	% to Date	Sep-25	Oct-25	Nov-25	Dec-25	Jan-26	Feb-26	Mar-26	Apr-26	May-26	Jun-26	<b>YTD</b>
Local Property Taxes	\$ 134,230,699	\$ 1,941,317.86	\$ 6,399,493.84	6.2%	\$ -	\$ -	\$ -	\$ -	\$ -	\$ -	\$ -	\$ -	\$ -	\$ -	\$ 8,340,811.70
Property Tax Relief*	\$ 63,632,934	\$ -	\$ -	0.0%	\$ -	\$ -	\$ -	\$ -	\$ -	\$ -	\$ -	\$ -	\$ -	\$ -	\$ -
<b>Total</b>	<b>\$ 197,863,633</b>	<b>\$ 1,941,317.86</b>	<b>\$ 6,399,493.84</b>	<b>4.2%</b>	<b>\$ -</b>	<b>\$ -</b>	<b>\$ -</b>	<b>\$ -</b>	<b>\$ -</b>	<b>\$ -</b>	<b>\$ -</b>	<b>\$ -</b>	<b>\$ -</b>	<b>\$ -</b>	<b>\$ 8,340,811.70</b>

\*-County classifies as local revenue

**FY 2025- Millage 331.7**

	<b>Budget</b>	Jul-24	Aug-24	% to Date	Sep-24	Oct-24	Nov-24	Dec-24	Jan-25	Feb-25	Mar-25	Apr-25	May-25	Jun-25	<b>YTD</b>
Local Property Taxes	\$ 132,203,925	\$ 7,995,656.81	\$ 2,810,122.70	8.2%	\$ 3,710,145.98	\$ 1,634,416.43	\$ 6,561,766.42	\$ 14,185,997.74	\$ 75,652,644.34	\$ 15,552,480.69	\$ 1,825,534.58	\$ -	\$ 4,174,561.61	\$ 1,784,451.86	\$ 135,887,779.24
Property Tax Relief*	\$ 61,714,333	\$ -	\$ -	0.0%	\$ -	\$ 5,106,075.10	\$ 12,989,475.19	\$ 5,106,075.10	\$ 5,106,075.10	\$ 5,106,075.10	\$ 5,106,075.10	\$ 6,963,174.41	\$ 5,106,075.10	\$ 7,437,744.64	\$ 58,026,844.84
<b>Total</b>	<b>\$ 193,918,258</b>	<b>\$ 7,995,656.81</b>	<b>\$ 2,810,122.70</b>	<b>5.6%</b>	<b>\$ 3,710,145.98</b>	<b>\$ 6,740,491.53</b>	<b>\$ 19,551,241.61</b>	<b>\$ 19,292,072.84</b>	<b>\$ 80,758,719.44</b>	<b>\$ 20,658,555.79</b>	<b>\$ 6,931,609.68</b>	<b>\$ 6,963,174.41</b>	<b>\$ 9,280,636.71</b>	<b>\$ 9,222,196.50</b>	<b>\$ 193,914,624.08</b>

Unaudited- Intended For Management Purposes Only

**RICHLAND COUNTY SCHOOL DISTRICT TWO**  
**INVESTMENT SUMMARY**  
**GENERAL FUND**  
**MONTH ENDED AUGUST 31, 2025**

---

<b>Bank</b>	<b>Type of Investment</b>	<b>Investment Date</b>	<b>Maturity Date</b>	<b>Interest Rate</b>	<b>Interest Income</b>	<b>Investment Balance</b>
SC LGIP	Pool Investment	Monthly	Demand	4.4571%	\$ 186,328.38	\$ 25,456,627.28
Optus Bank	Certificate of Deposit	Monthly	8/14/2025	0.05%	\$ 20.89	\$ 250,000.00
First Community Bank	Certificate of Deposit	Annual	8/4/2025	1.25%	\$ 410.98	\$ 250,010.96
First Palmetto Savings	Certificate of Deposit	Quarterly	8/3/2025	2.71%	\$ -	\$ 276,856.95

Interest Received to date	186,760.25
Interest Budgeted for FY 2025-2026	750,000.00
Percent of Budget Earned	24.90%

*Unaudited- Intended For Management Purposes Only*

**RICHLAND SCHOOL DISTRICT TWO**  
**SCHOOL BOARD ACCOUNTS EXPENDITURE REPORT**  
**THROUGH MONTH ENDED AUGUST 31, 2025**

DESCRIPTION	Budget	Expenditures	Remaining Balance Before Encumbrances	% of Budget
<b>School Board</b>				
Salaries & Benefits	185,986	\$ 35,509	\$ 150,477	19.1%
<b>TOTAL</b>	<b>185,986</b>	<b>\$ 35,509</b>	<b>\$ 150,477</b>	
<b>Services &amp; Supplies</b>				
Audit Services	\$ 105,800	\$ -	\$ 105,800	0.0%
Legal Services	\$ 32,200	\$ -	\$ 32,200	0.0%
Cleaning Services	\$ 8,700	\$ -	\$ 8,700	0.0%
Travel-Per Diem	\$ 7,000	\$ -	\$ 7,000	0.0%
Travel	\$ 61,950	\$ 300.00	\$ 61,650	0.5%
Communication	\$ 5,200	\$ -	\$ 5,200	0.0%
Safety	\$ 12,000	\$ 466.15	\$ 11,534	3.9%
SROs	\$ 10,000	\$ 440.00	\$ 9,560	4.4%
Dues	\$ 70,500	\$ 50,556.00	\$ 19,944	71.7%
Purchased Services	\$ 29,650	\$ 4,000.00	\$ 25,650	13.5%
Supplies	\$ 62,500	\$ 465.79	\$ 62,034	0.7%
<b>TOTAL</b>	<b>\$ 405,500</b>	<b>\$ 56,227.94</b>	<b>\$ 349,272</b>	<b>13.9%</b>
<b>GRAND TOTAL</b>	<b>\$ 591,486</b>	<b>\$ 91,737</b>	<b>\$ 499,749</b>	<b>15.5%</b>

*Unaudited- Intended For Management Purposes Only*