



Welcome to the
Title I Annual Meeting for Parents &
Families



Esperanza Global Academy
2025-2026

Esperanza Global Academy

Back to School / Title I Night
September 25, 2025



Our Agenda

1. What is Title I?
2. Performance Update
3. School Improvement Plan & Goals
4. Parent Engagement Plan



1.

What is Title I?




What is Title I?

- ❑ Title 1 is the largest federally funded educational program.
- ❑ The program provides additional money to school districts to assist schools with the highest student concentrations of poverty to meet school educational goals.
- ❑ Esperanza Global Academy is a Title I School.



How Much Title I \$ did Esperanza receive
this Year?

\$201,224.32



\$ 86,959.39


Staffing

\$ \$74,186.68

Instructional Materials and Equipment


\$ 1,992.32

Family Engagement




2.

What is the
School
Compact?



3.

Performance Update



- **English Learner (EL) Progress has shown significant growth** — from 38.1% to **58.2%**, a **+20.1 point increase**
- **K-3rd grade reading increased from 25.4% at BOY 2023 to 44.5% at EOY 2024** — a significant overall gain of nearly 20 percentage points!
- **Projected schoolwide DIBELS growth continues upward**, with expected EOY 2025 proficiency rising to **47.1%** — a **+2.6% gain from last year's EOY**.
- **Kindergarten ended 2025 with 59.6% of students proficient** — the highest reading data at EGA. First grade was close with **51.2% proficiency**.
- Grade 2 DIBELS grew from **25.9% to 34.1% proficiency** — an **+8.2 percentage point projected growth** over the school year.
- **Math Proficiency increased from 52.4% to 53.8%**
 - **Grade 3 Math increased from 69.2% to 78.7%**
 - **Grade 4 Math increased from 37.2% to 49.1%**
- **Grade 4 Reading proficiency is projected to increase by 10 points** (from 20.9% to 30.9%) — strong reading instruction is making an impact!



END OF GRADE TESTING-2025

33% to 41.83%

We Met Growth



END OF GRADE TESTING-2025

EGA is designated
as a Low Performing
School



ATTENDANCE-2025

SY23-24: 91.7%


SY24-25: 90.8%

Today: 84.4%




WHY ARE OUR 3RD-5TH END OF GRADE SCORES LOW?

- ❑ Student attendance
- ❑ Limited student practice at home
- ❑ Language barriers



4. School Improvement Plan



EGA School Leadership Team


The SLT is directly involved in the development and monitoring of the School Improvement Plan, and as appropriate, some of the day-to-day operations of the school.

Includes: Teachers, Staff, and Parents



How are we going to improve?

- ❑ Focus on instructional planning and strategies for teaching language learners
- ❑ Focus on improving student attendance
- ❑ Small group instruction to address reading gaps
- ❑ Parent communication about student performance




Our Goals




Our Goals

- ❑ 3-5 Composite: 44% to 52%
- ❑ ML Progress Goal: 58.2% to 77.5%
- ❑ 3rd-5th Reading: 24% to 30%
- ❑ 3rd-5th Math: 54% to 64%
- ❑ K-2 Reading: 47% to 67%




How do I request the
qualifications of my child's
teacher?




NCSCOS: North Carolina Standard Course of Study

<https://www.dpi.nc.gov/districts-schools/classroom-resources/academic-standards/standard-course-study>




5. Parent Engagement



Our Goals

Students do better in school when their parents are engaged!



Our Goals

☐ Parent Engagement

- ☐ At least 80% of families on Parent Portal




Meet the Parent Advocate

Ricardo Liz


(980) 343-1838

Parent Teacher Organization




Communication Tools

- ❑ Parent Square (Facebook for Parents)
- ❑ Parent Portal (3rd-5th grade only)-Student Grades



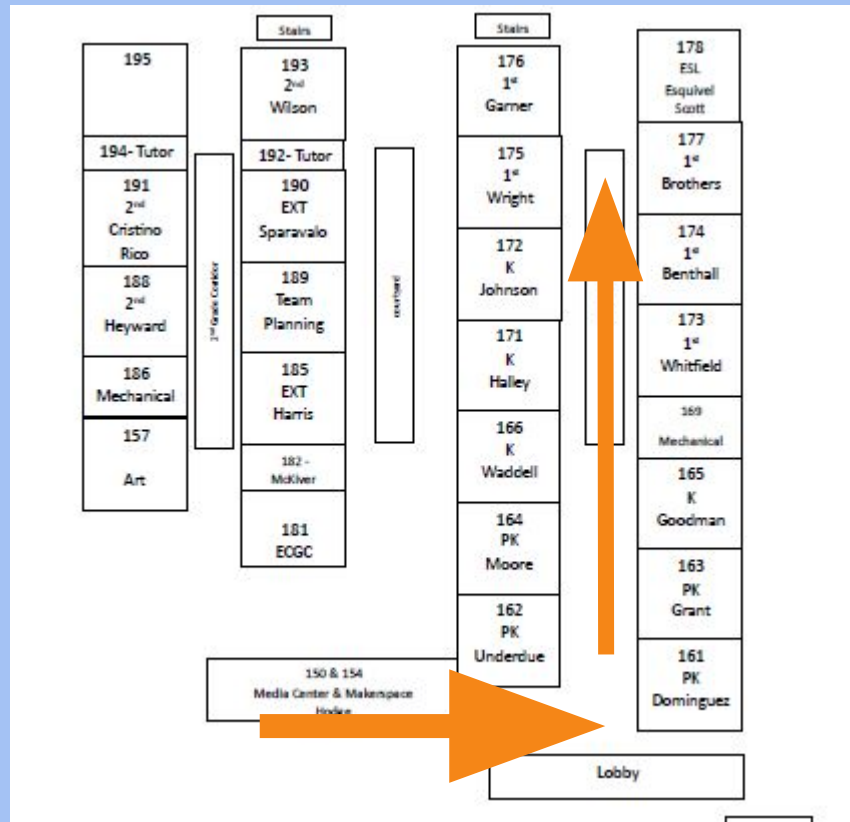
Progress Reports & Report Cards

- ❑ K-2 Progress Reports & Report Cards delivered by Parent Square
- ❑ 3-5 Progress Reports & Report Cards delivered by Parent Portal

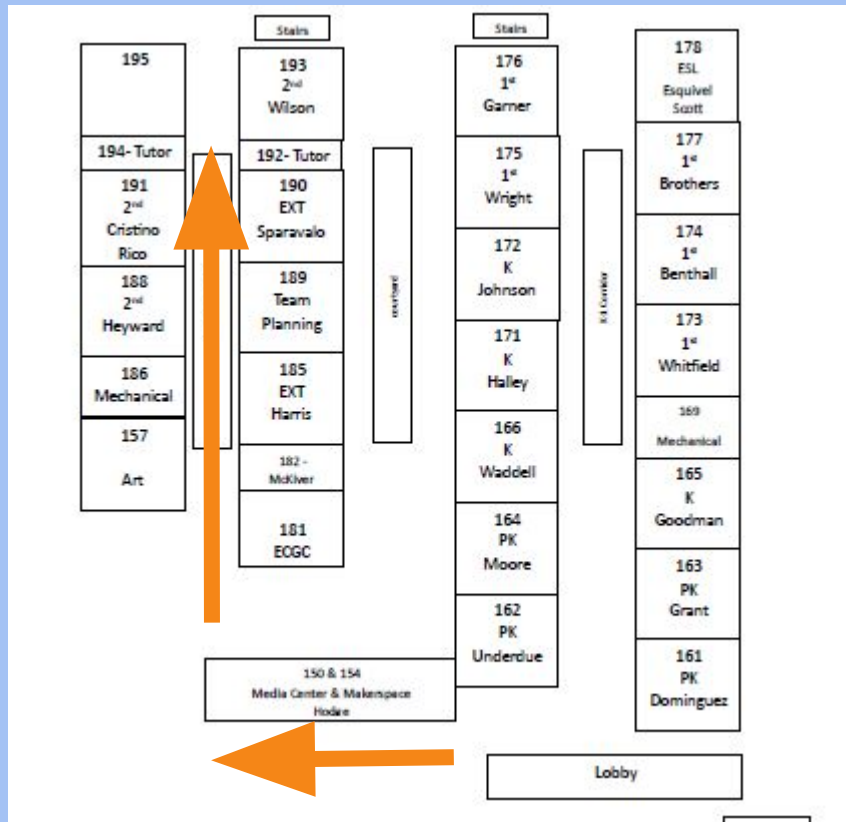


Thank you for coming!

Kinder and First



2nd Grade EC



3rd - 5th

