



Dublin City Schools

Grades 6-12
Student Spring 2025



Report created by
Panorama Education



Summary

Topic Description	Results	Benchmark
<p>Cultural awareness and action</p>	<p>53%</p> <p>▲ 2 since last survey</p>	<p>20th - 39th percentile compared to others nationally</p>
<p>School Safety</p> <p>Perceptions of student physical and psychological safety at school.</p>	<p>70%</p> <p>▼ 1 since last survey</p>	<p>80th - 99th percentile compared to others nationally</p>
<p>Sense of Belonging</p> <p>How much students feel that they are valued members of the school community.</p>	<p>50%</p> <p>0 since last survey</p>	<p>20th - 39th percentile compared to others nationally</p>
<p>Teacher-Student Relationships</p> <p>How strong the social connection is between teachers and students within and beyond the classroom.</p>	<p>68%</p> <p>▼ 2 since last survey</p>	<p>60th - 79th percentile compared to others nationally</p>

8,600 responses



Cultural awareness and action

Your average

53%

8,600 responses

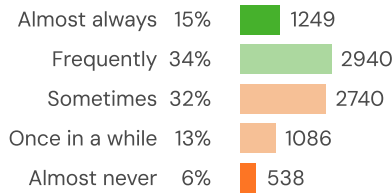
Change

▲ 2

since last survey

How did people respond?

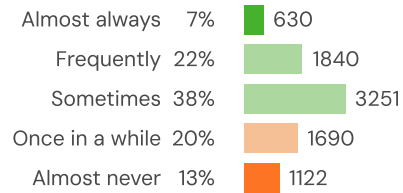
Q.1: How often do teachers encourage you to learn about people from different races, ethnicities, or cultures?



▲ 2 from last survey

Favorable: **49%**

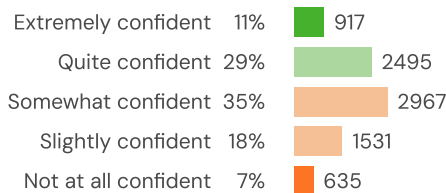
Q.2: How often do you think about what someone of a different race, ethnicity, or culture experiences?



▲ 3 from last survey

Favorable: **67%**

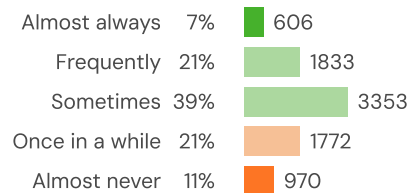
Q.3: How confident are you that students at your school can have honest conversations with each other about race?



▼ 1 from last survey

Favorable: **40%**

Q.4: At your school, how often are you encouraged to think more deeply about race-related topics?

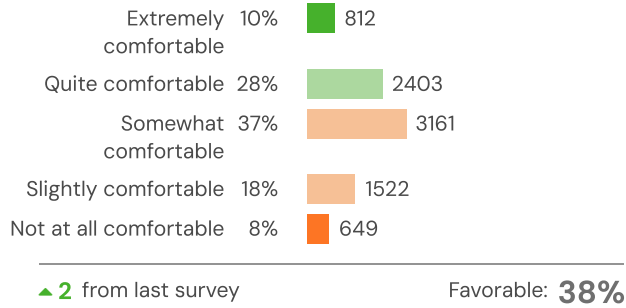


▲ 3 from last survey

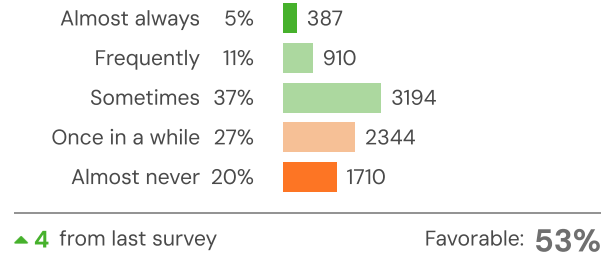
Favorable: **68%**



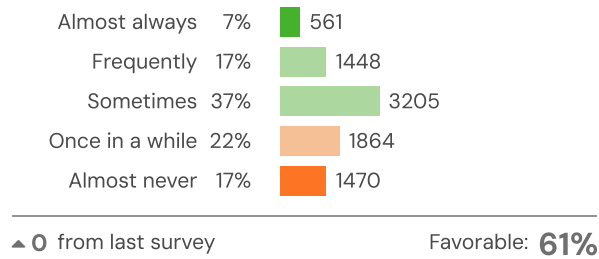
Q.5: How comfortable are you sharing your thoughts about race-related topics with other students at your school?



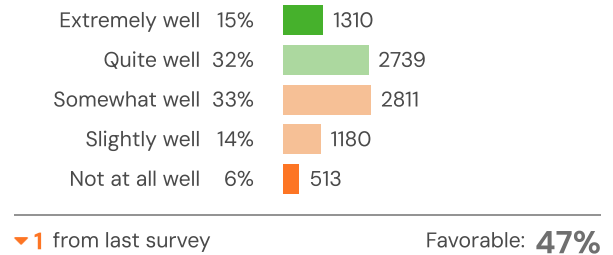
Q.6: How often do students at your school have important conversations about race, even when they might be uncomfortable?



Q.7: When there are major news events related to race, how often do adults at your school talk about them with students?



Q.8: How well does your school help students speak out against racism?





School Safety

Your average

70%

8,600 responses

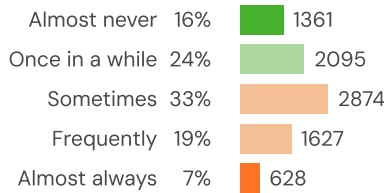
Change

▼ 1

since last survey

How did people respond?

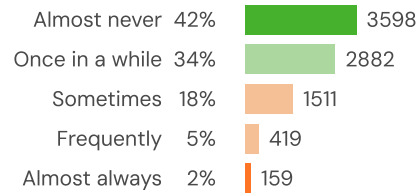
Q.1: How often are people disrespectful to others at your school?



▼ 4 from last survey

Favorable: **40%**

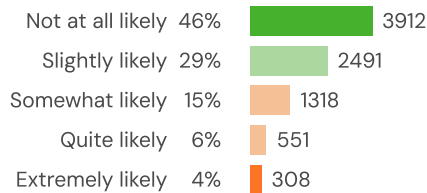
Q.2: How often do students get into physical fights at your school?



▼ 2 from last survey

Favorable: **76%**

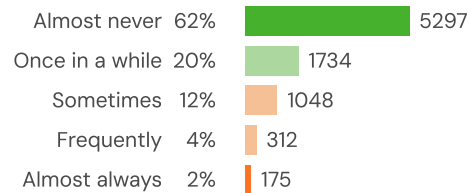
Q.3: How likely is it that someone from your school will bully you online?



▼ 1 from last survey

Favorable: **75%**

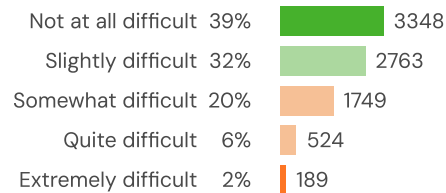
Q.4: How often do you worry about violence at your school?



▲ 3 from last survey

Favorable: **82%**

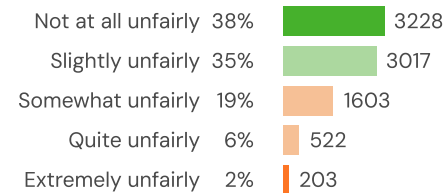
Q.5: If a student is bullied in school, how difficult is it for him/her to get help from an adult?



▼ 1 from last survey

Favorable: **71%**

Q.6: At your school, how unfairly do the adults treat the students?



▼ 4 from last survey

Favorable: **73%**



Sense of Belonging

Your average

50%

8,600 responses

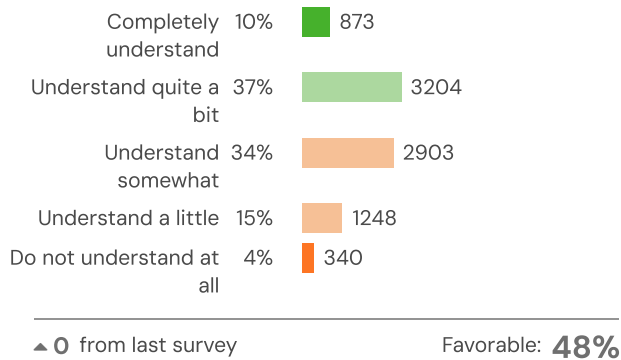
Change

0

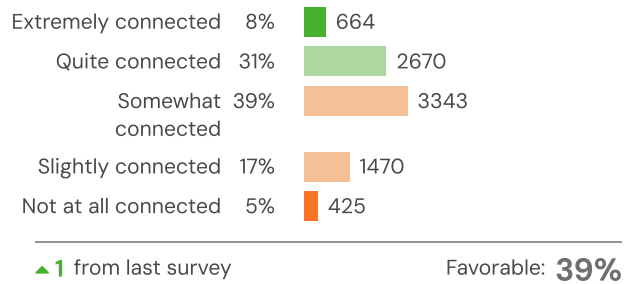
since last survey

How did people respond?

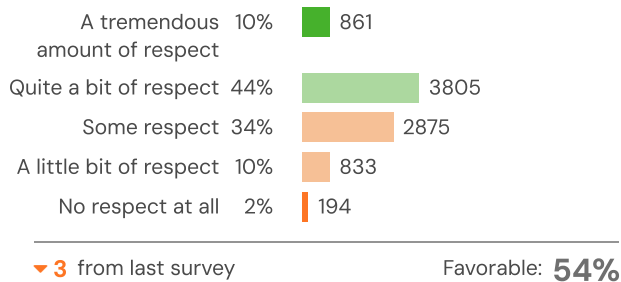
Q.1: How well do people at your school understand you as a person?



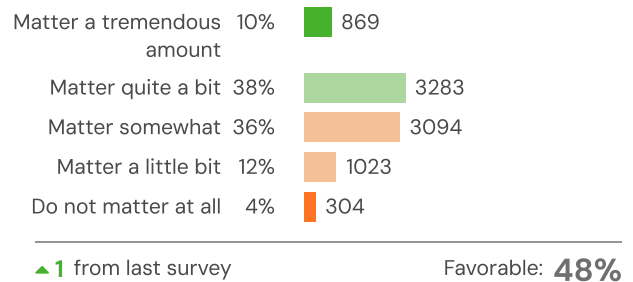
Q.2: How connected do you feel to the adults at your school?



Q.3: How much respect do students in your school show you?

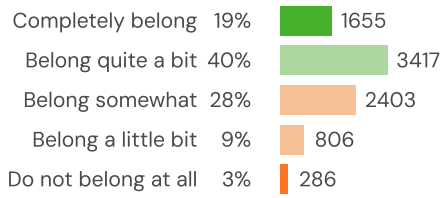


Q.4: How much do you matter to others at this school?





Q.5: Overall, how much do you feel like you belong at your school?



▼ 2 from last survey

Favorable: **59%**



Teacher-Student Relationships

Your average

68%

8,600 responses

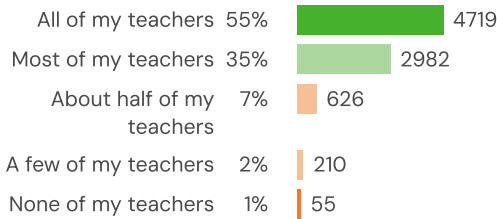
Change

▼ 2

since last survey

How did people respond?

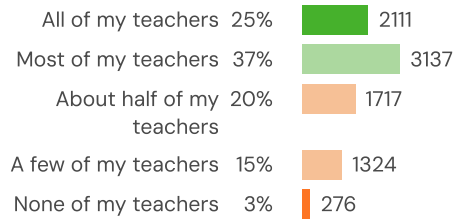
Q.1: How many of your teachers are respectful towards you?



▼ 2 from last survey

Favorable: **90%**

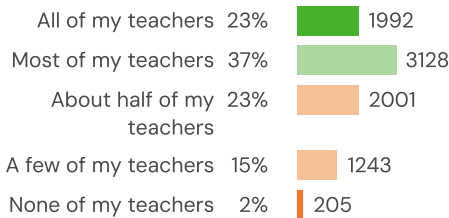
Q.2: If you walked into class upset, how many of your teachers would be concerned?



▼ 3 from last survey

Favorable: **61%**

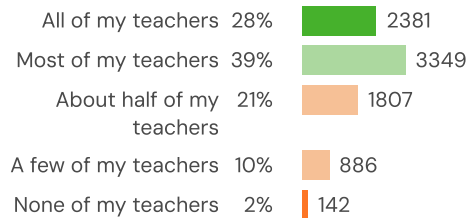
Q.3: If you came back to visit class three years from now, how many of your teachers would be excited to see you?



▼ 1 from last survey

Favorable: **60%**

Q.4: When your teachers ask how you are doing, how many of them are really interested in your answer?



▼ 2 from last survey

Favorable: **67%**



Q.5: How many of your teachers would you be excited to have again in the future?

