



***South River Public Schools  
21st Century Community Learning Centers***

**Summer Program Evaluation Report**

**Prepared by**

**Management, Research, Development and Assessment  
Inc.**

***August 2025***

*South River Public Schools*  
*21st Century Community Learning Centers (21CCLC)*

**Summer Program Evaluation Report**

**Prepared by**

**Management, Research, Development and Assessment Inc.**

*August 2025*

**EXECUTIVE SUMMARY**

This is the second year South River Public Schools has operated its 21st CCLC Summer program. It has built on its extensive, prior experience offering locally funded activities at its elementary, middle and high schools. Direct onsite observation of the program at each school was conducted in July 2025 by the local evaluator. This report contains feedback from surveys completed by students, parents and teachers from all three schools. Data retrieved for the NJ Department of Education Program Activity Review System (PARS21) containing attendance data was used to substantiate attendance of the activities.

This was another banner summer for The South River Public School's program for students in grades 3-12. Here are some of the highlights:

- All three sites operated with a full complement of highly qualified, very experienced teachers.
- All students were served a nutritional breakfast and lunch each day.
- Curriculum materials and supplies were available, but deficiencies occurred
- Teachers felt well-prepared to implement the district's curriculum based on the planned timeline. Most felt they received the necessary professional development to provide instruction and lead their activities; however, some expressed they needed more training.
- Students participated in Academic Remediation and Enrichment activities and many cited Mathematics and English Language Arts as their favorite activities.
- Most students participated four or three days per week.

- Parents enthusiastically supported the program and felt it served their children well, both academically and emotionally.
- Students felt the program taught them a great deal and provided them many opportunities to interact with their teachers and classmates.

## RESULTS

### Student Surveys

#### South River Elementary School

The South River Elementary School 21CCLC Summer Program 2025 was more than just a summer academic program; it was a space where students could learn, create, explore, and grow together. The program nurtured learning, friendship, and creativity. Students left with stronger academic skills and lasting memories. At the same time, their reflections highlight opportunities to enrich the experience with more physical, hands-on, and choice-driven activities. The voices of the students reveal both joyful experiences, their perspectives, feelings, and ideas for the future.

A total of 30 elementary school students participated in the survey representing the following grades:

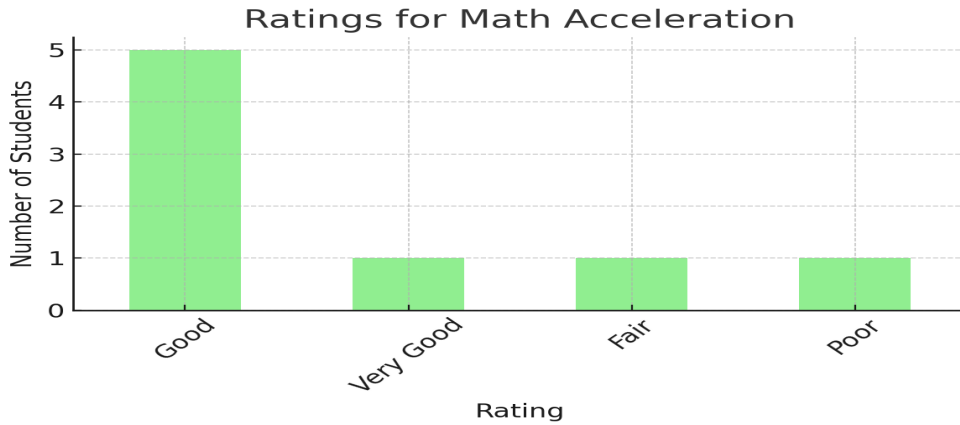
- Fourth Grade: 13 students
- Fifth Grade: 11 students
- Sixth Grade: 6 students

**Overall Rating: 3.5.** This rating is 1.3 points lower than last year; however, no students rated the program “Poor”, but seven rated it as “Fair”.

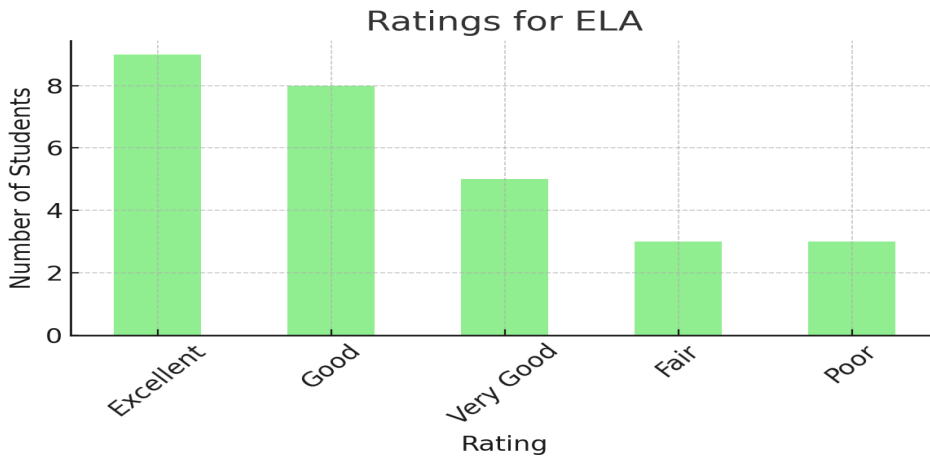
	POOR	FAIR	GOOD	VERY GOOD	EXCELLENT	TOTAL	WEIGHTED AVERAGE
☆	0.00%	23.33%	33.33%	13.33%	30.00%	30	3.50
	0	7	10	4	9		

**Academic Enrichment Ratings:** Students’ insights reflect a range of experiences, from the excitement of creative expression to the challenges of certain activities. Students’ ratings in academic areas provide a window into their engagement. Many expressed pride in what they accomplished academically, even when some activities were challenging.

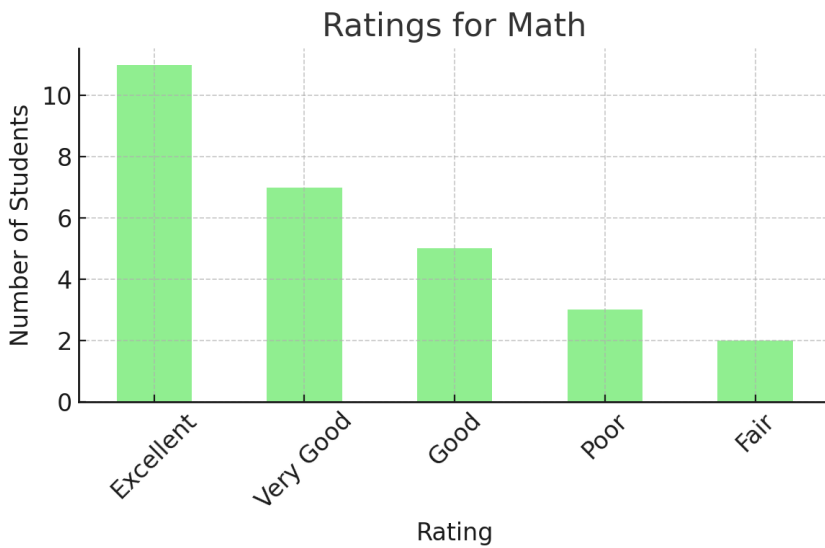
**Math Acceleration:** Most common rating was 'Good'.



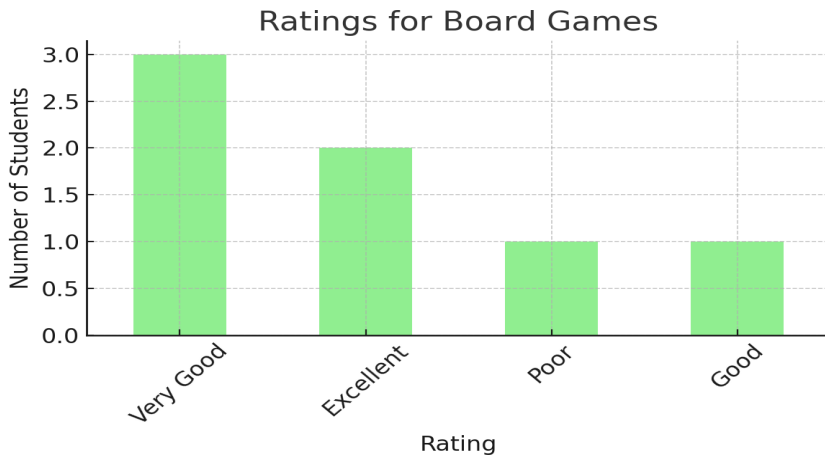
**ELA:** Most common rating was 'Excellent'.



**Math:** Most common rating was 'Excellent'.



**Board Games:** Most common rating was 'Very Good'.



Students were asked, “What did you learn during the summer program?”: Here are some excerpts

“I learned the order of operations, PEMDAS, how to solve exponents, and volume.”

“I learned algebra.”

“Thing that I going to need to know.”

“Middle school is not going to be easy.”

**Most Enjoyed Activities:** Joy was a common theme in student responses. Arts and crafts gave them a sense of freedom and creativity, while travel activities sparked curiosity about the world. “In my opinion arts and craft was the most fun because I got to draw whatever I want to.”

“Travel cause like seeing the places and I get to relax too.”

“What was most fun was travel because you can learn any country.”

“Travel becuae you can watch epic and cool vids about traveling and I like hanging out with my friends.”

“Board games are fun because you get to play with friends.”

**Least Enjoyed Activities:** Not every activity was a perfect fit for every student. Their openness in sharing dislikes helps guide improvements.

“In my opinion travel is my least favorite because there isn’t much to do and it is pretty boring, plus everyone in there is loud.”

“Latin Dance.”

“Dance I don’t like it that much, I mean it’s pretty fair but it not my type.”

**Suggestions for Improvement:** Students showed thoughtfulness in their suggestions. Any responded, “Nothing everything was great and fun.” Others offered practical ideas to make the program even better.

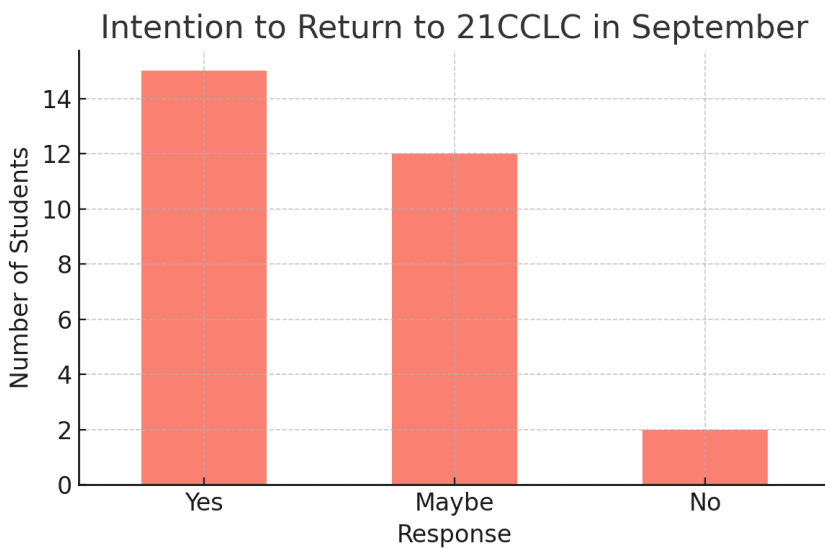
“Another activity that could have been added would be something like PE. It would have been a bit more interesting then.”

“They could of have added sports for it to be more fun.”

“Lego club because when I was a 4 grader I wanted Lego club since September.”

**Future Participation Intentions:** When asked about returning to the 21CCLC after school in September, responses were divided as follows:

- Yes: 15 students
- Maybe: 12 students
- No: 2 students



Most students expressed excitement or openness about returning, which speaks to the program’s positive impact. One student summed it up simply: “Everything was great and fun.”

**Recommendations:** The program nurtured learning, friendship, and creativity. Students left with stronger academic skills and lasting memories. At the same time, their reflections highlight opportunities to enrich the experience with more physical, hands-on, and choice-driven activities.

1. Incorporate more physical activity: Sports, PE, and movement games.
2. Expand hands-on clubs: Lego Club, STEM projects, and building challenges.

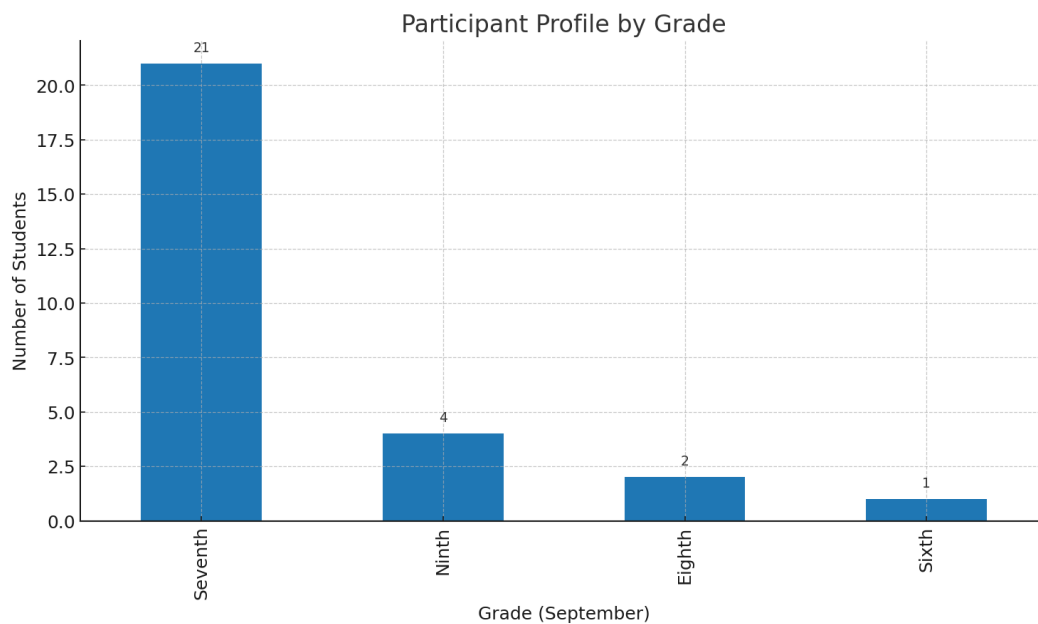
3. Offer choice in enrichment: Let students pick from different activity tracks.
4. Refine travel and dance sessions: Adjust pacing, interactivity, and variety to appeal to broader preferences.

## South River Middle School

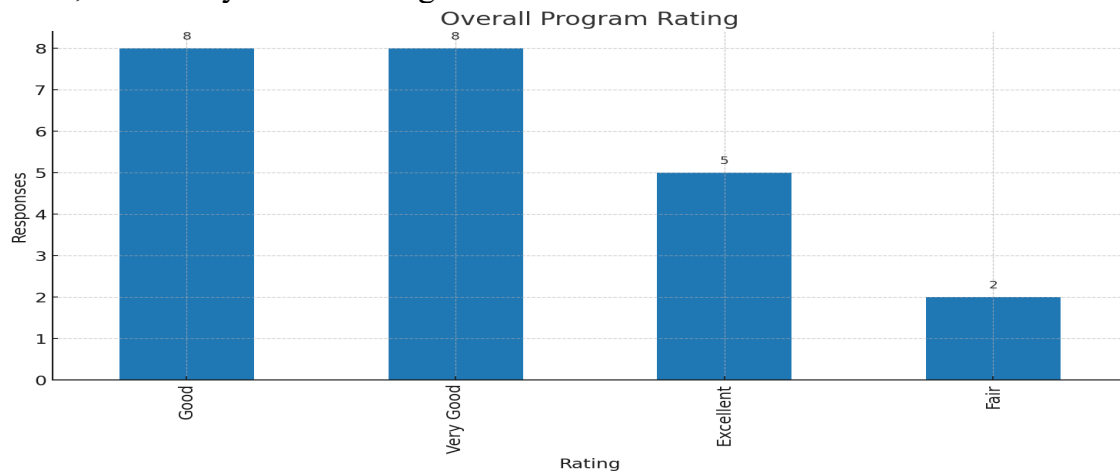
The South River Middle School 21CCLC Summer Program 2025 was more than a set of classes—it was a space where students showed growth, built friendships, and explored new interests. Students left with stronger academic skills and clearer habits for success while also naming areas that could be even more engaging, especially hands-on options and movement. Their reflections provide a balanced view of joyful moments and concrete ideas for improvement.

Total survey respondents: 28

- Seventh: 21
- Ninth: 4
- Eighth: 2
- Sixth: 1

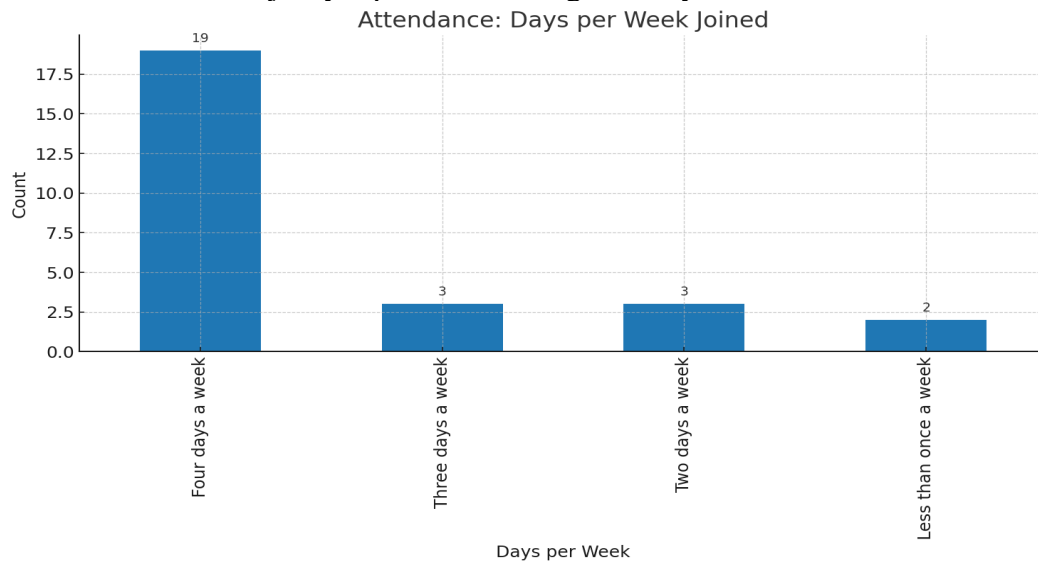


**Program Engagement & Ratings:** The most common overall ratings were Good and Very Good, with many also selecting Excellent.



**Convenience of program times:** Most students found the schedule Convenient.

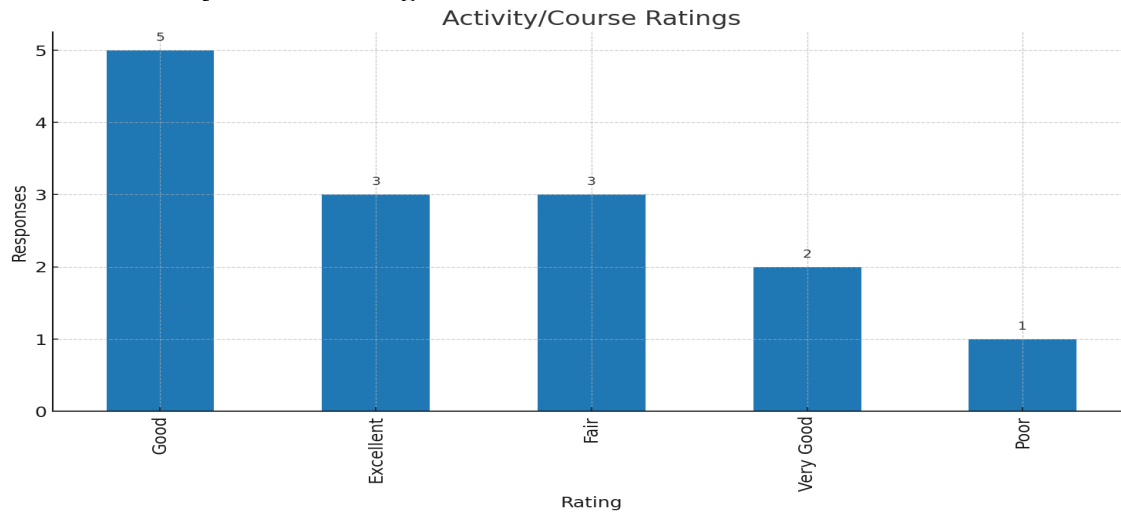
**Attendance:** The majority reported attending four days a week.



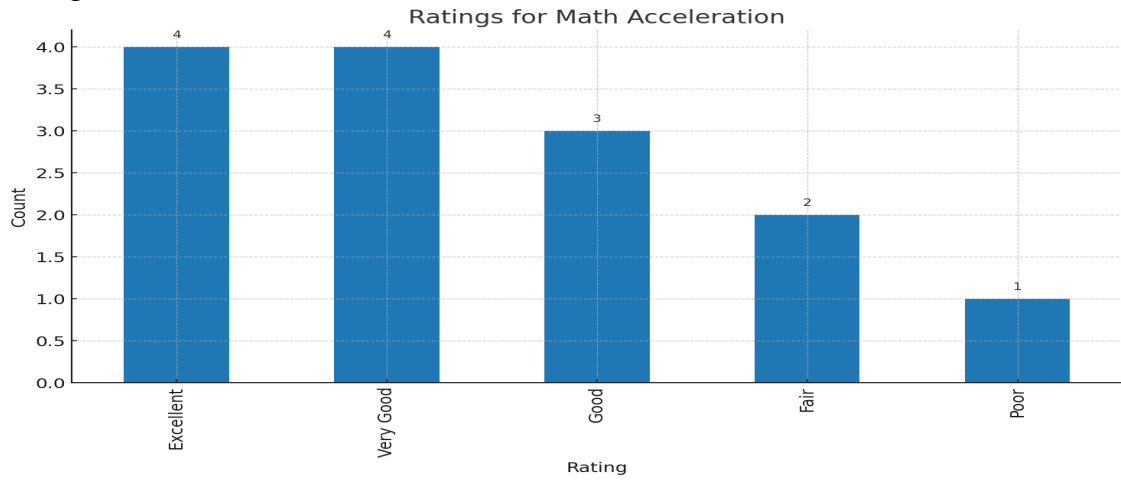
**Overall Rating of the Program:** 3.7 out of 5.0. Ratings are generally positive with no students rating it "Poor".

	POOR	FAIR	GOOD	VERY GOOD	EXCELLENT	TOTAL	WEIGHTED AVERAGE
☆	0.00%	8.70%	34.78%	34.78%	21.74%	23	3.70
	0	2	8	8	5		

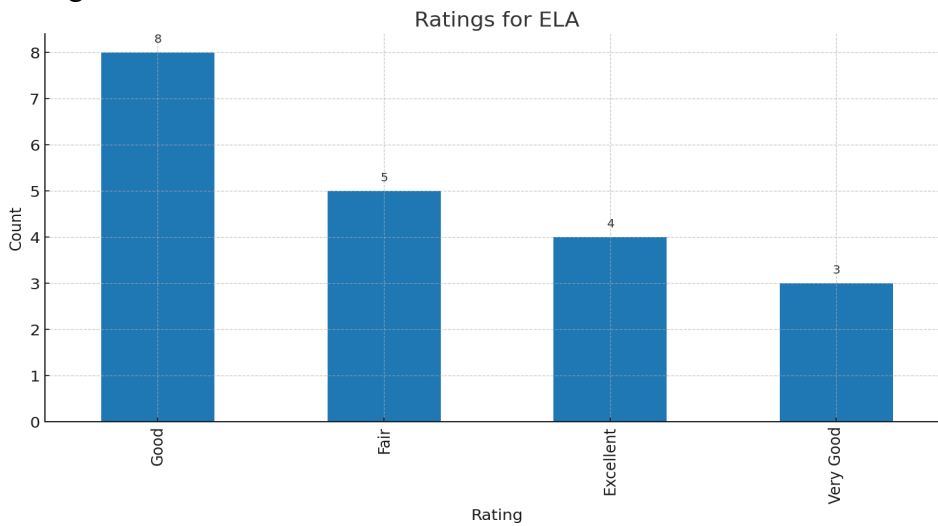
### Overall Activity/Course ratings:



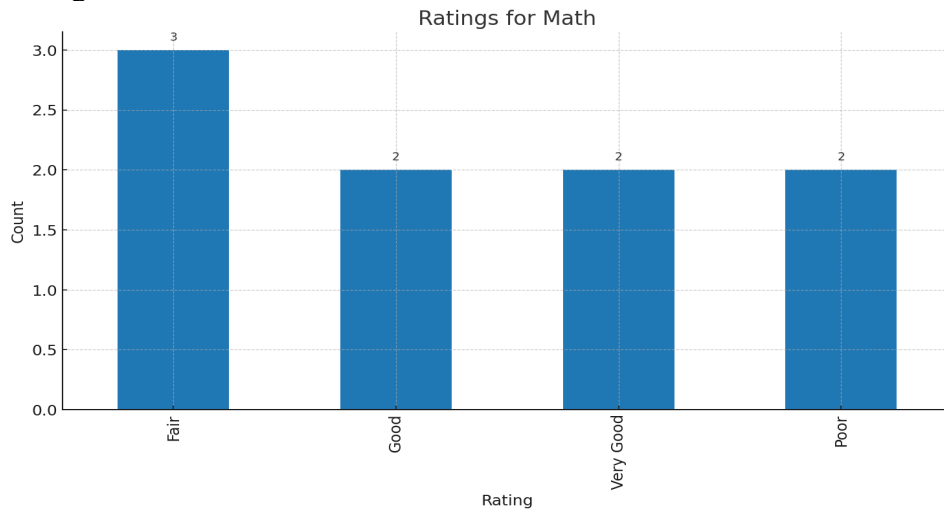
### Ratings for Math Acceleration



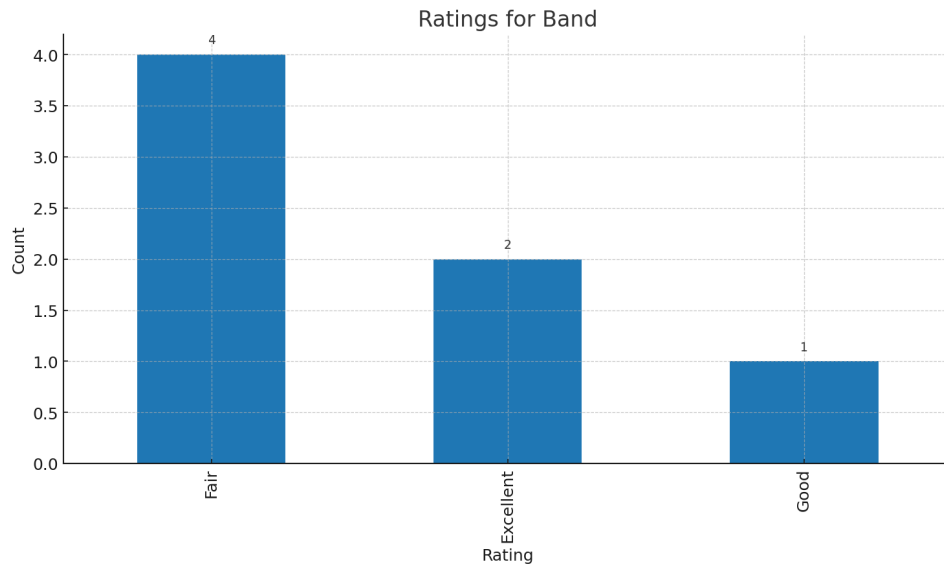
### Ratings for ELA



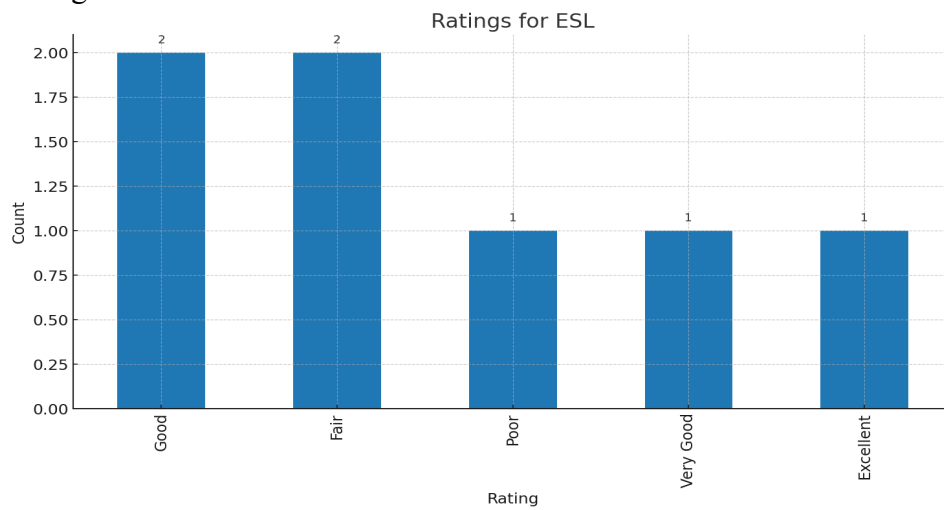
### Ratings for Math



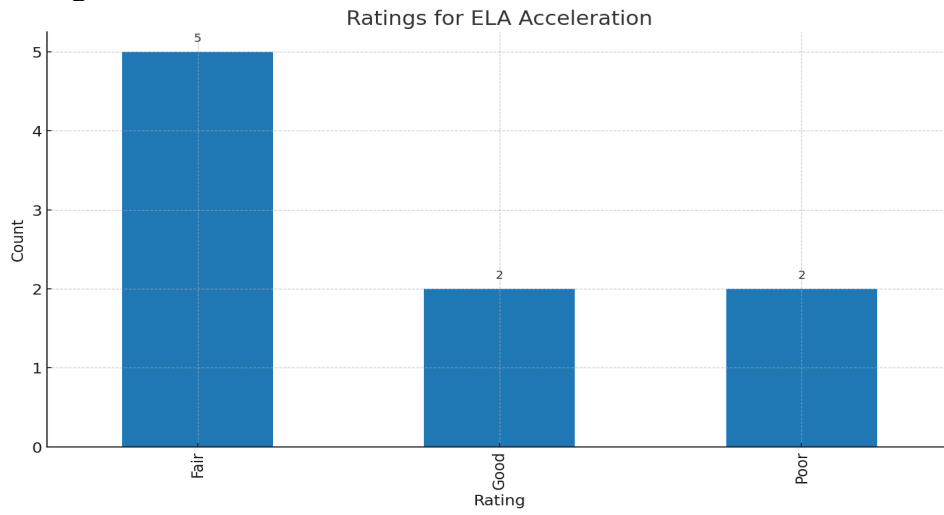
### Ratings for Band



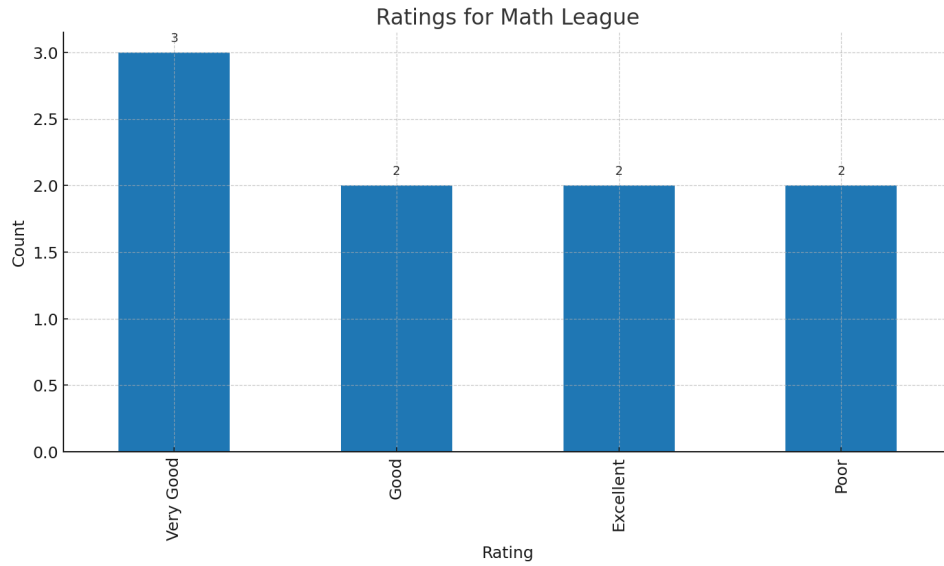
### Ratings for ESL



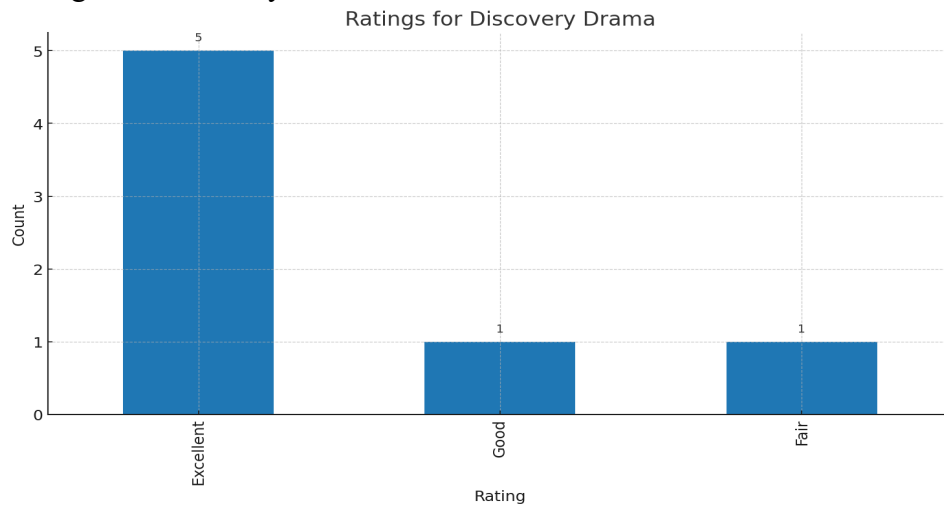
### Ratings for ELA Acceleration



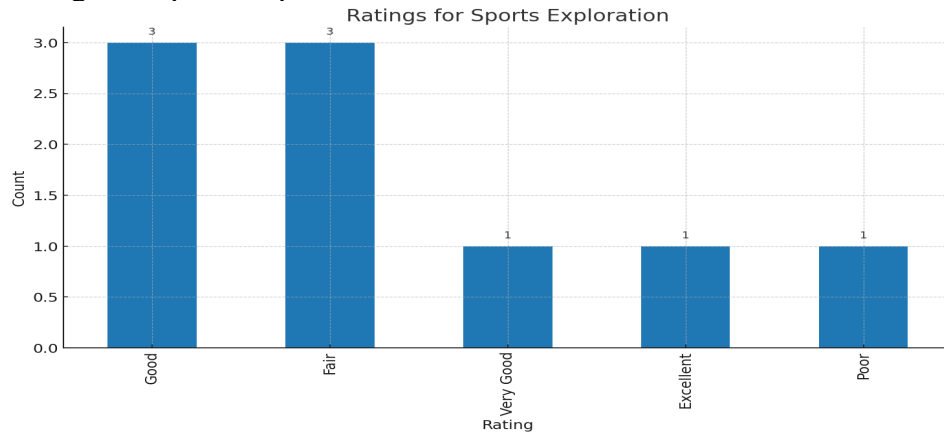
### Ratings for Math League



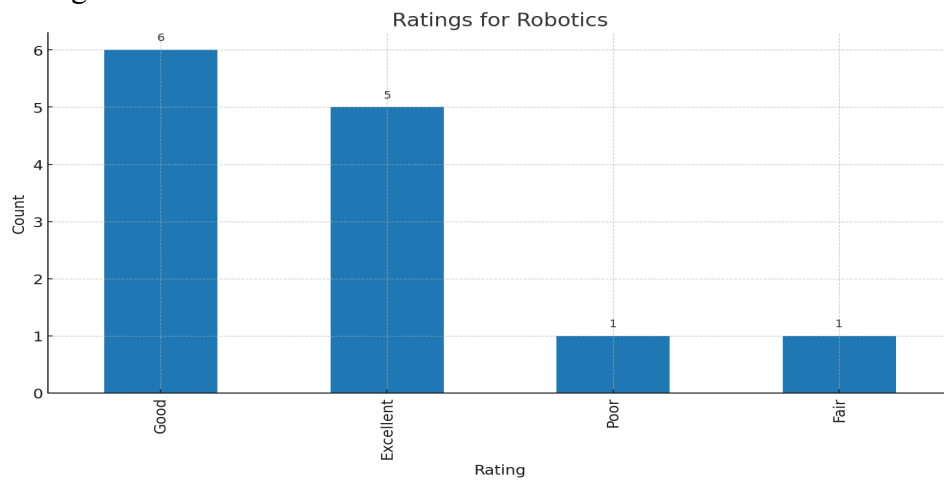
### Ratings for Discovery Drama



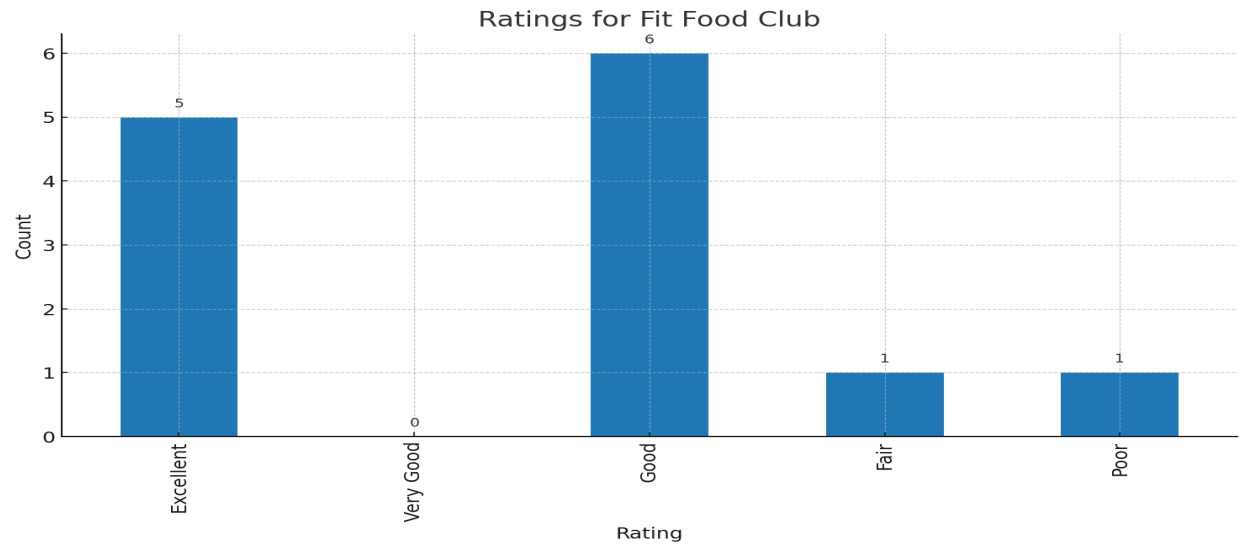
### Ratings for Sports Exploration



### Ratings for Robotics



### Ratings for Fit Food Club



**What Students Learned:**

*"What i didnt learn during the school year"*

*"Writing and some reading."*

*"To pay attention in class."*

*"i learned to improve my writing style"*

---

**Most Enjoyed Activities:**

*"Math because of the people in it"*

*"The "education is important for your future" writing project because it showed me how important a education is."*

*"Doing ela because I need to improve my writing."*

*"Language"*

*"Just did math and reading"*

*"Games because they are fun to do"*

*"Gym cuz it fun and we play"*

---

**Least Enjoyed Activities**

*"Math the work"*

*"The group reading isn't as cooperated as it should be."*

*"I just did math and reading"*

*"Drama because I don't like to do drama"*

*"I didn't do any activitys"*

---

**Suggestions for Improvement:** Most students felt everything was fine as it is, others suggested

*"The reading aspect of the Ela class."*

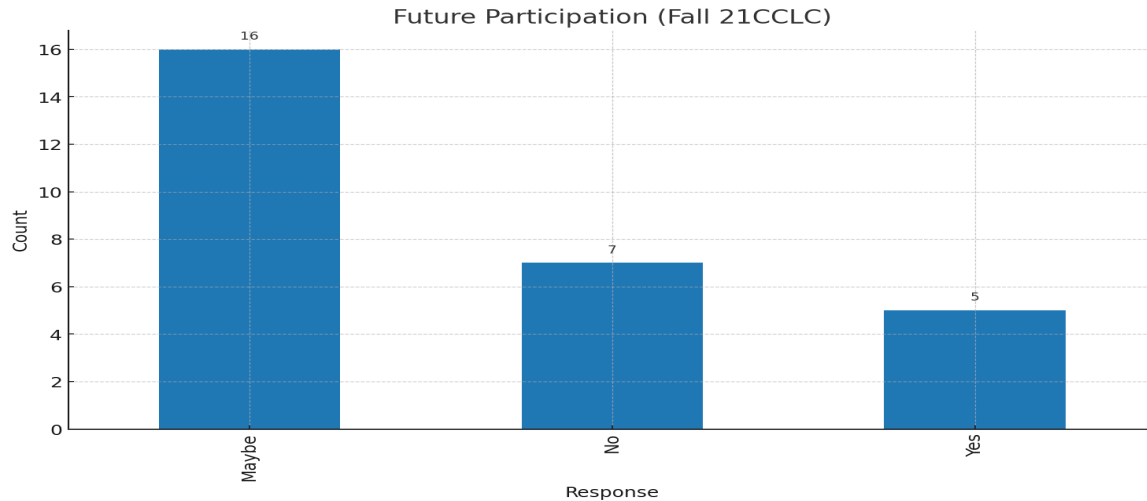
*"More fun activities"*

*“Other activities like gym to play soccer”*

*“Start at 9:30 and end at 1:30”*

---

**Future Participation Intentions:** Most students are tentative about participating in the future. Further information is needed to determine why.



### **Recommendations**

1. Increase movement and choice: Add gym blocks and recreational options (e.g., soccer), alongside academic rotations to honor student voice.
2. Strengthen ELA reading supports: Respond to feedback about group reading by incorporating small-group structures and leveled texts.
3. Hands-on engagement: Offer more “fun activities” that integrate learning (games for skill practice, project-based tasks).
4. Maintain schedule strengths; refine edges: Times were largely convenient; continue what works while exploring minor adjustments students mentioned.

### **South River High School**

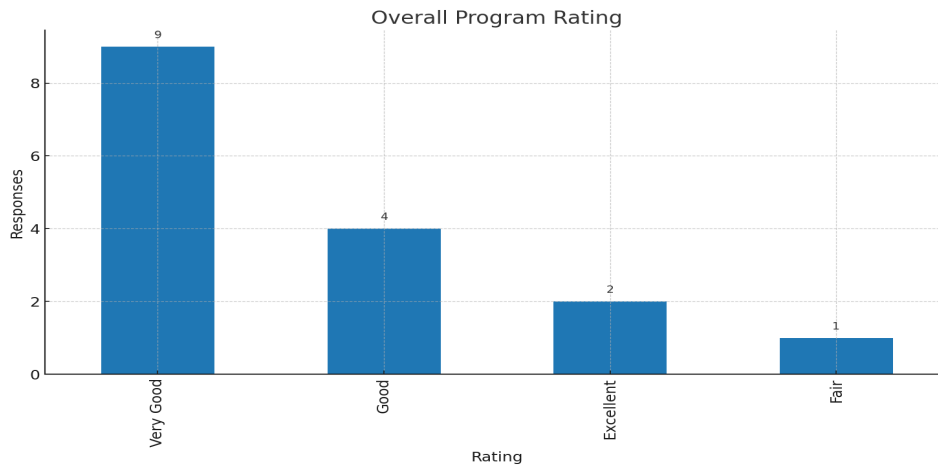
The 2025 South River High School 21CCLC Summer Program gave many students an opportunity to make up coursework they did not successfully complete during the school year and be able to participate in enrichment activities. The program served students across multiple grade levels. A total of 16 students responded to the survey from the following grade levels:

Ninth: 1 ; Tenth: 7; Eleventh: 5; Twelfth: 3

**Overall Program Rating: 3.8 out of 5.0.** Most ratings are very positive and no students rated the program “Poor’ or “Fair”.

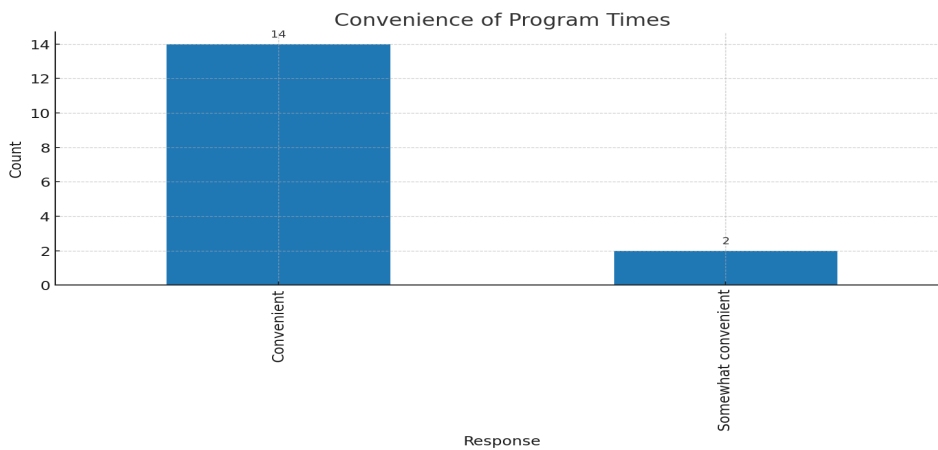
	POOR	FAIR	GOOD	VERY GOOD	EXCELLENT	TOTAL	WEIGHTED AVERAGE
☆	0.00%	6.25%	25.00%	56.25%	12.50%	16	3.75
	0	1	4	9	2		

**Overall Activity/Course ratings:** Students rated the activities positively, with most selecting 'Very Good' or 'Good'.

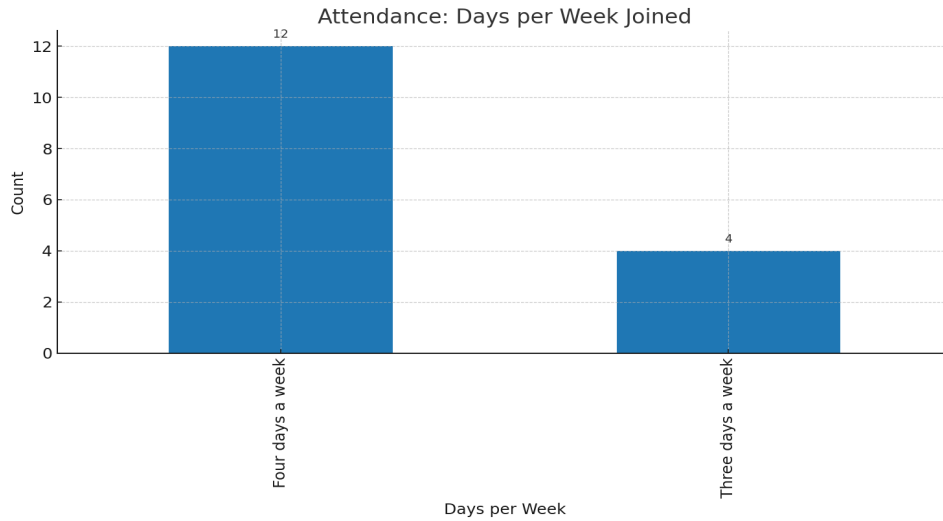


### Convenience of Program Times

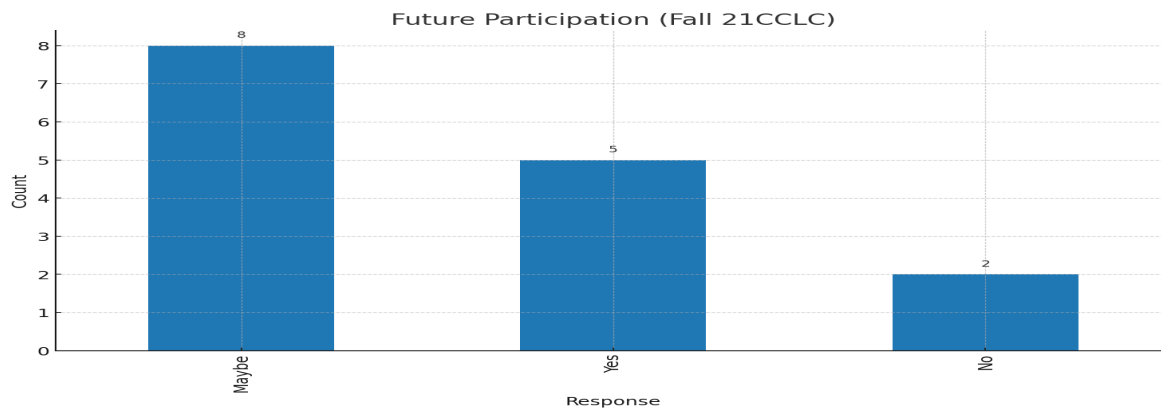
Most students found the times convenient, with a small number noting 'Somewhat convenient'.



**Attendance Patterns:** Most students attended four days per week, while others participated three days per week.

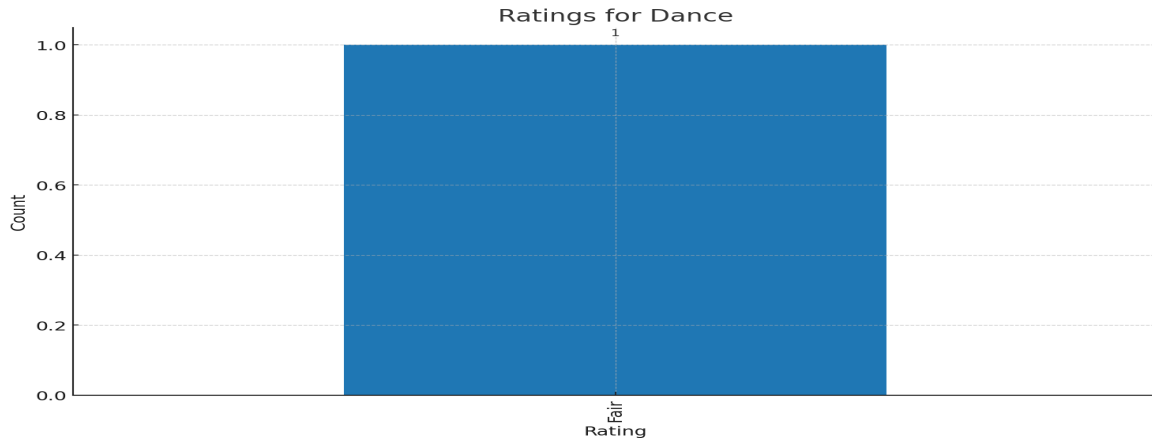


**Future Participation:** When asked if they would continue in the fall, most responded 'Maybe', with some confirming 'Yes'. Still dedication to the program is somewhat tentative.

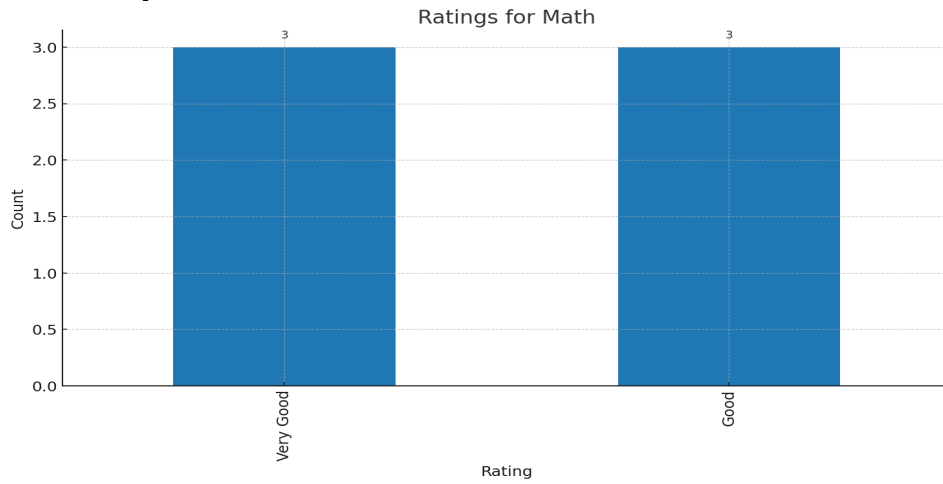


**Activity Ratings:** Students provided ratings for various activities, including Dance, Math, Soccer/Board Games, and Chess. Many of the ratings received a limited number of responses and may not be reliable.

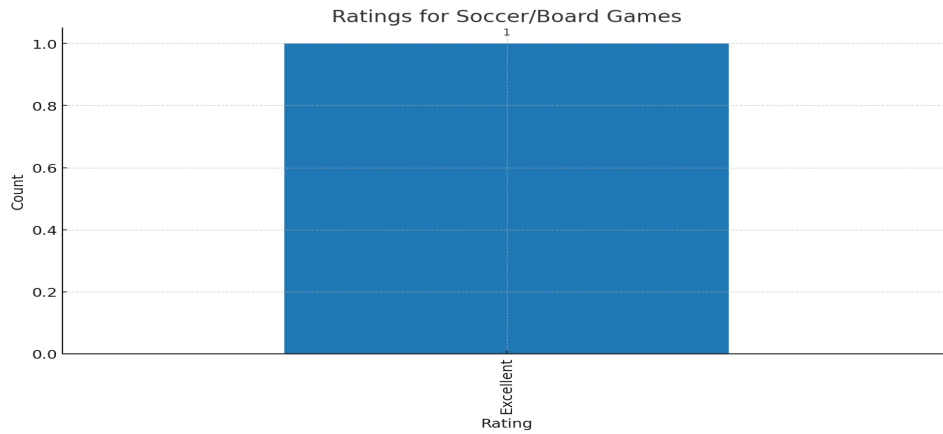
**Dance: Fair**



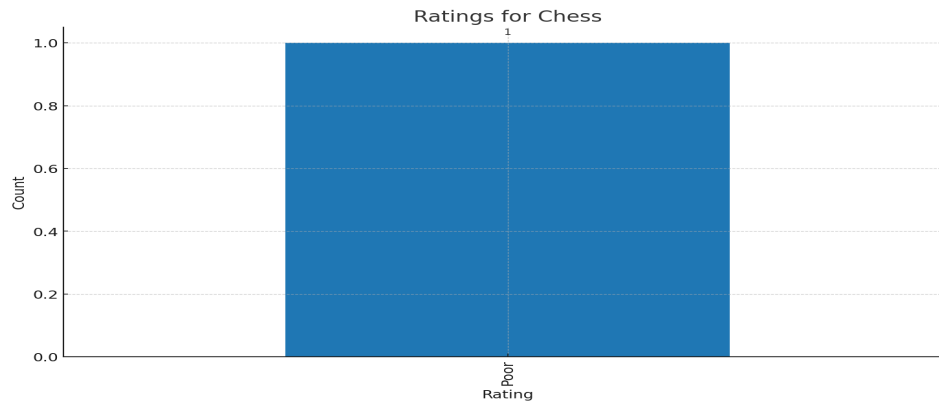
**Math: Very Good to Good**



**Soccer/Board Games: Excellent**



## Chess: Poor



## Student Reflections

### What students learned:

*"To do my work the following year"*

*"Have fun"*

*"It is good to limit screen time and get up and move"*

*"It is important to stay in shape for your mental health"*

*"Stretching helps prevent injuries"*

### What students found fun and interesting:

*"History i understand more things about history"*

*"Open gym" (5)*

*"Weight room" (3)*

*"it was good to be around friends"*

*"I want a career in sports"*

### What students liked least

*"History But i liked it now"*

*"Math- it was too early." (3)*

*"Waking up early"*

*"History, the teacher"*

### Suggestions for improvement

*"Focus more in the incoming school year"*

*"Make math later"*

“More sports added”

“Classes should be later.”

“Maybe academic classes outside”

## **21CCLC Teachers**

Listening to the concerns and letting staff know that their opinions are valued is important to the success of the program. Teachers provided valuable insights into how the program impacted students. Teachers reflected positively on the program, emphasizing its impact on students’ growth, engagement, and enjoyment. At the same time, their thoughtful suggestions point to opportunities for improvement, such as expanding resources and deepening parent engagement. This feedback underscores the program’s importance in shaping meaningful learning experiences.

Fifteen 21CCLC teachers completed the survey:

South River Elementary School      5

South River Middle School            4

South River High School               6

**Total:**                                        **15**

Five have been teaching for more than eleven years; seven, six to ten years; one, three to five years; and two, two years. Nine have been working in after-school or summer programs for more than three years; four, two years; one, one year and one less than a year.

### **Activities led by the teachers:**

Summer Credit Recovery

Grade 5vELA and Math Enrichment

Academic instruction

Travel, chess, sign language

Math

ELA

Credit Recovery

Games and Travel

6th grade ELA, co-taught 8th grade math (ESL)






FBLA and National Business Honor Society

Grade 5vELA and Math Enrichment

Remediation for Reading and Math

Drama, Stage Crew, Movie Review

Teachers' overall rating of their teaching experience this summer was very positive with only one rating it "Poor".

Answer Choices ↓	Percentage ↓	Responses ↓
 Outstanding	7.14%	1
 Exemplary	28.57%	4
 Good	57.14%	8
 Fair	0%	0
 Poor	7.14%	1
<b>Total</b>		<b>14</b>

Nine responded they were "Extremely Likely" or "Very Likely" to apply to teach in the program next year, two "Likely", two "Maybe", and one "Not at All".

Teachers were asked to respond with their level of agreement to each of the statements included below. Most of their responses are supportive of the program, but there was significant dissent among the teachers. This dissent indicates that more professional development is needed, adequate supplies need to be provided, and communication be improved between the leadership and the teachers.

	DON'T KNOW	STRONGLY DISAGREE	DISAGREE	AGREE	STRONGLY AGREE	TOTAL
Academic school year performance will be enhanced for students who attend this summer school program.	6.67% 1	0.00% 0	0.00% 0	66.67% 10	26.67% 4	15
The summer school program offered a variety of enrichment activities to its participants.	0.00% 0	0.00% 0	6.67% 1	73.33% 11	20.00% 3	15
I was kept well-informed about planning of the summer school program activities and other happenings.	0.00% 0	21.43% 3	7.14% 1	57.14% 8	14.29% 2	14
I received sufficient training in order to effectively carry out the duties and responsibilities of my position.	6.67% 1	13.33% 2	6.67% 1	53.33% 8	20.00% 3	15
I could depend on the leadership of the summer school program to provided me with valuable and effective assistance when I needed it.	0.00% 0	6.67% 1	0.00% 0	66.67% 10	26.67% 4	15
The summer school curriculum was well-designed to meet the needs of the students and was delivered effectively.	0.00% 0	6.67% 1	6.67% 1	60.00% 9	26.67% 4	15
I had sufficient supplies and books to deliver my instruction and to meet the needs of my students.	0.00% 0	13.33% 2	6.67% 1	66.67% 10	13.33% 2	15
The social-emotional development of the students was enhanced by their participation in this summer program.	20.00% 3	6.67% 1	0.00% 0	60.00% 9	13.33% 2	15
The program helped parents and families by providing activities for the students during the summer.	26.67% 4	0.00% 0	0.00% 0	46.67% 7	26.67% 4	15
The students' parents were kept informed about the summer program.	40.00% 6	0.00% 0	6.67% 1	33.33% 5	20.00% 3	15
Students enjoyed the program.	20.00% 3	0.00% 0	13.33% 2	46.67% 7	20.00% 3	15

### **What Worked Well:**

*“This is a hard question for me. I worked with the students who needed credit completion. Not Enrichment.”*

*“Credit Recovery worked well so that students did not have to repeat a course in the next year.”*

*“Students were exposed to different games that encourage critical thinking and SEL activities during the Game Club. Students were exposed to different cultures, museums and zoos during the Travel Club.”*

*“The teachers collaborated well. (redacted) I had a great co-teaching balance and (redacted) was very willing to share ideas and materials with me for 6th grade ELA, considering I've never taught it before.”*

*“The 5 hour time slot”*

*“This program prepared students on concepts that they would be introduced to in early grade 6 Math and ELA- they showed enthusiasm in learning about new topics.”*

*“All of the classes were in one hallway which allowed for easy transition. Breakfast in the morning allowed for students to start their day off in a positive manner.”*

*“The students are able to pick out the place/location they wish to visit on video. Most enjoy watching and learning new information on their choice pick of the day. In chess we teach the game to those who want to learn. Then we pair up those who know how to play. In sign language everyone has a good time learning everyday signs and songs.”*

*“The lessons that I created based on speaking to classroom teachers from the grade level and what students really struggled with throughout the school year.”*

### **Suggestions for Improvement**

*“I believe that with proper planning time and crucial information before program startup, teachers will be more successful in implementing the lessons needed for the population here at SRMS. ”*

*“Chess Club or a Chess/Gaming Club would have been a good addition.”*

*“Supplies for Game Club were purchased out of my pocket to make the club engaging and successful and were not reimbursed.”*

*“More structure for the daily schedules and student rosters further in advance would be very helpful, and more intentional communication with ML students' families about the program in their home language would be good as well.”*

*“I think an enrichment program that included some outside time and promoted gross motor activity would be beneficial. ”*

*“PLEASE TAKE TEACHER RECOMMENDATIONS PRIOR TO OPENING REGISTRATION UP TO GEN ED STUDENTS!!! There are MANY students that teachers would like to recommend to the program that will allow teachers to support and maintain learning that happened throughout the school year. Providing transportation to student may also be helpful due to so many students taking a car service to school during the school year. This will relieve parents of the burden of paying for transportation, even if it is for a month.”*

*“The program is well suited for the students of South River. There are more options if part of the enrichment is not received well by the students.”*

*“I think finding out class lists and grade level assignments in advance would have been helpful.”*

## Parents

Twenty-three parents responded to the survey. Here are the grade levels their children will be entering this fall:

● Fourth	22.73%	5	...
● Fifth	18.18%	4	...
● Sixth	9.09%	2	...
● Seventh	18.18%	4	...
● Eighth	0%	0	...
● Ninth	0%	0	...
● Tenth	13.64%	3	...
● Eleventh	13.64%	3	...

**Overall Rating:** Their overall satisfaction with the summer program was very high at **4.5 out of 5.0**.

Parents were asked to respond to their level of agreement with each of the statements below. Most of the responses are very positive, however, several parents appear to be ill-informed about the program.

	STRONGLY AGREE	AGREE	DISAGREE	STRONGLY DISAGREE	DON'T KNOW	TOTAL
▼ The program will help to improve my child's grades in the fall.	40.91% 9	50.00% 11	0.00% 0	0.00% 0	9.09% 2	22
▼ The program's activities kept my child's interest.	42.86% 9	47.62% 10	0.00% 0	4.76% 1	4.76% 1	21
▼ I am satisfied with the kinds of activities the program offered.	40.91% 9	54.55% 12	0.00% 0	0.00% 0	4.55% 1	22
▼ My child seems happier and less stressed while participating in the summer program.	40.91% 9	50.00% 11	4.55% 1	0.00% 0	4.55% 1	22
▼ My child had friends in the summer program and enjoyed spending time with them.	40.91% 9	54.55% 12	4.55% 1	0.00% 0	0.00% 0	22
▼ The summer school staff welcomed me and willingly answered my questions and concerns.	47.62% 10	42.86% 9	0.00% 0	0.00% 0	9.52% 2	21
▼ I am satisfied with the number of adult staff who served in the program	42.86% 9	52.38% 11	0.00% 0	0.00% 0	4.76% 1	21
▼ The summer staff kept me well-informed about in the program.	27.27% 6	63.64% 14	0.00% 0	0.00% 0	9.09% 2	22
▼ I am satisfied with the overall performance of the summer program teachers and staff.	27.27% 6	63.64% 14	0.00% 0	0.00% 0	9.09% 2	22
▼ My child had very few problems participating in the program	27.27% 6	68.18% 15	0.00% 0	4.55% 1	0.00% 0	22

To gain greater insight to the understanding of the program and their level of engagement with their children, parents they were asked, **“What summer activities did your child participate in and which did your child enjoy they most?”** Here are their responses:

*“Cooking and drama Arts and crafts was the best”*

*“Dance”*

*“He enjoyed the cooking club and he said the math.”*

*“Travel and dance”*

*“Arts and crafts”*

*“Drama”*

*“Cooking”*

*“Math, English, and gym. The gym was his favorite”*

*“Travel and going outside”*

*“All of the sports”*

*“Math and English and Gym. He enjoyed gym the most.”*

*“The basketball and lifting weights and exercise”*

*“All of them”*

*“Gym”*

*“Travel”*

*“So far he has done travel and arts and crafts. Travel is his favorite”*

*“My daughter participated in all the activities, but she loved latin dance.”*

*“All Art”*

*“Reading and math enrichment program”*

*“Diferente actividades”*

Parents were asked, **“What do you appreciate most about the summer program?”** They responded:

*“Nice activity with other kids”*

*“Lunch and breakfast and the staff is phenomenal”*

*“The start and end time was perfect and just enough for the summer”*

*“That keep my kids busy!!”*

*“It is something constructive for my child to do.”*

*“Extra help in the summer”*

*“Gets him out of the house”*

*“Que los maestros tienen ese poquito de tiempo para dedicarles a nuestros hijos »*  
*“Reading”*

*“A good balance of work and play”*

*“I loved that is organized and they are thrown in to do anything. “*

*“Las actividades”*

*“It was free summer school”*

*“Play games”*

*“It keeps him off the gaming”*

*“He is able to pass his classes. “*

*“It is available for my son”*

Parents were asked. **“What do you like least about the summer program?”** Most parents are very supportive of the program. Others responded:

*“The food is not good”*

*“4 weeks instead of 5”*

*“Waking up for school”*

*“It is too short.”*

*“Some of the activities the children are able to just socialize and mess around instead of partaking according to my child and admits that what he does”*

Finally, parents were asked, **“What could we have been done to make the summer program better?”** Most stated everything was fine as it is, others responded:

*“More math activities”*

*“Maybe offer it for a few more weeks.”*

*“Make it 6 or 7 hours”*

*“Maybe better lunch”*

*“Make it longer and every day.”*

*“Que los Ninos de segundo año no tienen programas”*

*“Excursion departures”*

*“The activities seem repetitive, maybe incorporate others (yoga)”*

*“Start at 8”*

## **CONCLUSION**

### **Highlights:**

1. Teachers were very supportive of the program, and many offered thoughtful and specific suggestions as to how the program can be improved next year.
2. Parents are very appreciative of the program citing its inclusiveness, the opportunities it gave their children to progress academically, and how it engaged students in a variety of activities.
3. Most Teachers rated their summer teaching experience as “Very Good” or “Excellent.”
4. Many students reported gaining greater academic skills and knowledge in mathematics and language arts.
5. Students enjoyed most of the activities.

### **Challenges:**

1. Student transportation is an issue that needs to be addressed.
2. Having sufficient supplies appears to be concern of some teachers. Some also indicated they needed more training before the program begins.

### **Specific Recommendations:**

1. Carefully review specific recommendations offered by parents, teachers and students.

2. Ensure everyone has sufficient supplies.
3. Attendance for many classes was low. Advertise these offerings by erecting signs throughout the campus and sending notices to parents.
4. Provide professional development to ensure all teachers are prepared to deliver instruction effectively.
5. Administer all the surveys beginning five days before the program is scheduled to end. Make certain that students complete their surveys during regular activities. Hold teachers accountable to getting this done. Send parents the link to their surveys the week before the program ends and emphasize the importance of completing them.
6. Offer transportation for students who need it in order to participate.