



PARENT EVENT KIT


Help Parents Support Reading Success At Home


Our Parent Event Kit is a great way to introduce families to the Learning Ally Audiobook Solution at your District's Parent Event and is a quick and effective way to drive reading success at home!


Your 5-step Parent Event Guide

- 1. Introduce Learning Ally using the provided script below (2 min)** 

Welcome parents! We're so glad you've joined us. In this segment of our parent event, we're thrilled to introduce you to Learning Ally, a truly valuable resource for your child's reading journey. We'll cover everything you need to know: what Learning Ally is and how it provides equitable access to books, how your student can access their own Learning Ally account, and a quick overview of how to navigate through the audiobook app. Plus, we'll make sure you leave with some helpful resources to take home with you after the event. Let's get started with an introduction video brought to you by Learning Ally's Texas team!
- 2. Show the Learning Ally Parent Introduction Video (3 min)** 

A short video for parents and families can be found at the link [HERE](#) or by accessing tinyurl.com/learningallyTXparentvideo
- 3. Model how to log in to Learning Ally (5 min)** 

Demonstrate for parents how to log in to Learning Ally using student's usernames and passwords. Learning Ally access options linked [HERE](#).
- 4. Show the Learning Ally Audiobook App Tour (5 min)** 

A brief tour through the Learning Ally Audiobook app from a student's perspective can be found at the link [HERE](#) or by accessing tinyurl.com/learningallyapptour
- 5. Direct parents' attention to the provided handouts (2 min)** 
 - [Parent Information Flyer](#)
 - [Parent and Student Book Chat Resource](#)