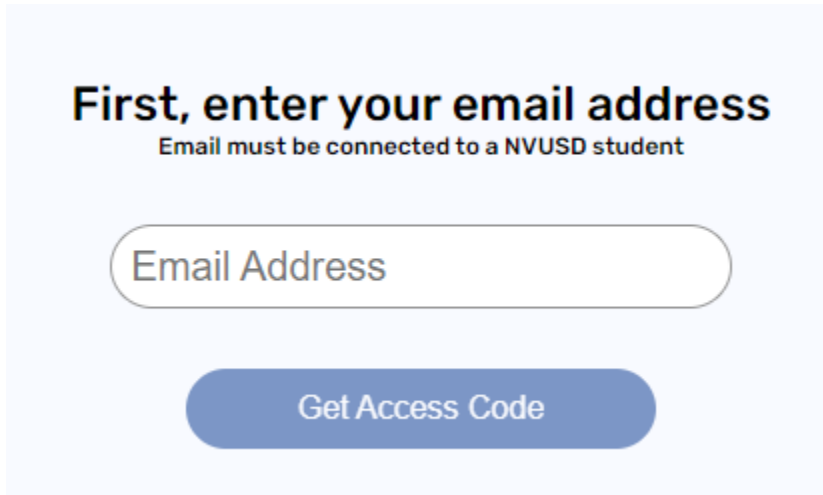


# Access a Student's Library Information

## To log in as a Parent/Guardian:

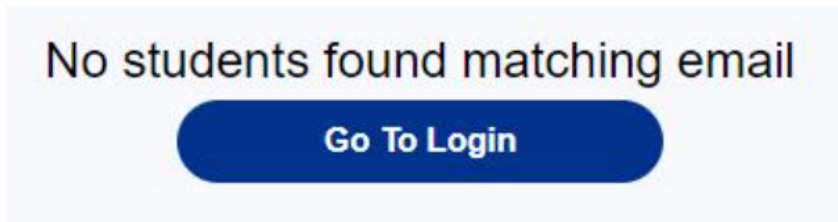
1. Go to the [Destiny Verification](#) page.
2. Type your email address.



The screenshot shows a light blue background with the text "First, enter your email address" in bold black font. Below it, in a smaller font, is "Email must be connected to a NVUSD student". There is a white rounded rectangular input field with the placeholder text "Email Address". Below the input field is a blue rounded rectangular button with the text "Get Access Code" in white.

3. Click Get Access Code.

**Note:** If the email address either does not match what is in Destiny or is not connected to a student in the district, you will see the following message:



The screenshot shows a light blue background with the text "No students found matching email" in bold black font. Below the text is a dark blue rounded rectangular button with the text "Go To Login" in white.

4. Go to your email account to retrieve the access code.

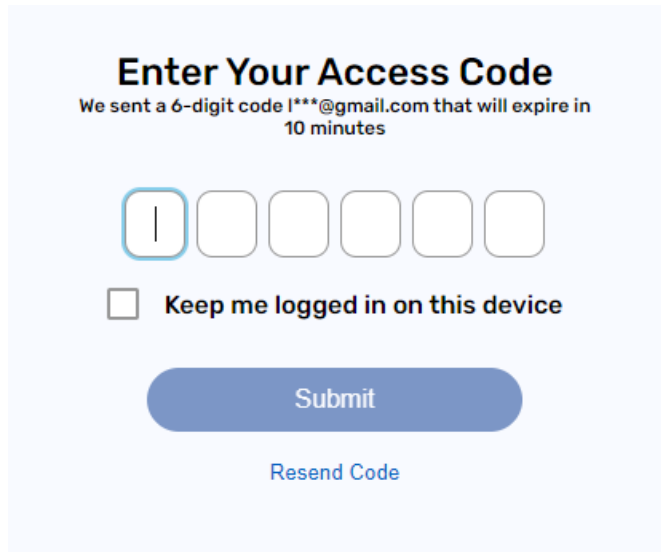
**Notes:**

- The code expires in 10 minutes. If it expires, you can click Resend Code from the Get Access Code page.
- If you enter an invalid access code, you will see an Incorrect Access Code message.
- The email is sent from no-reply@follettlearning.com with the subject, "Additional User Type Access Code."
- If the code is sent more than once, after the second time, you will need to refresh the screen, and then reenter your email address.

**If the email address does not match, log into Skyward and update the Primary Email address. Parents/Guardians will have to wait until the next day for reset to try again.**

5. From the Enter Your Access Code page:
  - a. Type your access code.

b. Optionally, to stay logged in from your current browser, select **Keep me logged in on this device**. If you select this option, you will stay logged in for 60 days or until you log out. If you don't select this option, you will need to log in with an access code each time.



**Enter Your Access Code**  
We sent a 6-digit code \*\*\*\*@gmail.com that will expire in 10 minutes


**Keep me logged in on this device**

**Submit**

[Resend Code](#)

6. Click **Submit**.

Now that you have set up your account. Click on the “Instructions” tab on the left for help navigating the platform.

If you don't see the “Instructions” tab click on the small three line icon  2 to reveal the tabs.