

**Professional Nursing (LPN-RN)**

H170608

900 Program Hours

Cohort

FA25

(239) 377-0900 www.lwtc.edu

Program Completion Date 7/23/2026

**Program and Instructor Information**

<b>Instructor:</b>	Ashlee Potts	
<b>Phone Number:</b>	(239) 377-8158	
<b>Email:</b>	pottsa@collierschools.com	
<b>Office Hours:</b>	7:05 a.m. - 7:15 a.m. or 1:50 p.m. - 2:35 p.m.	
<b>Class Hours:</b>	Varies	<b>Summer Class Hours:</b> Varies
<b>Instructional Delivery Method:</b>	Hybrid	

**Basic Skills Requirements** *exemptions may apply, if applicable.*

	<u>Reading</u>	OR	<u>Language</u>	AND	<u>Math</u>
<b>TABE:</b>	11		11		11
<b>CASAS:</b>	249		N/A		245

**Additional Requirements**

Must currently hold a valid, unencumbered Licensed Practical Nurse (LPN) license issued by the Florida Board of Nursing.

**Total Estimated Program Cost (if completed within the program hours)**


**\$8,847.86**


**Program Information Sheet Overview**

Please be advised that our Program Information Sheets include three financial categories to help you plan for your educational expenses at LWTC:


1. Pre-Admission Cost – Fees to be paid prior to enrollment or admission.
2. Program Cost | Payment Schedule – A detailed breakdown semester fees, which will be charged to your student account each semester.
3. Additional Program Cost – Expenses that may not appear on your semester fees but are still required for program completion.

The icons displayed by each cost item will help you navigate your financial responsibilities while enrolled at LWTC. It is essential that you secure financial assistance or pay your semester fees before the end of the add/drop period.

 Student Responsible

 Third-Party and Scholarship Eligible

 Pell Grant Eligible








 Included in payment schedule (by semester)

This is a disclosure statement of costs: Tuition is based on Florida Residency. All prices are approximate and subject to change to comply with state guidelines. This statement is to be used for informational purposes only. Actual costs, fees and expenses are reflected on the student invoice.



Scan the QR Code to visit <https://studentaid.gov> and apply for Financial Aid, Use LWTC Federal School Code: 013234. You may also see our Financial Aid Office to apply for a internal scholarship.










**Pre-Admission Cost**

 <b>Application Fee*</b> <i>(Non-refundable application fee per program enrollment)</i>	\$40.00
 <b>Level 2 Background</b>	\$53.00
 <b>Drug Screening</b>	\$53.00
 <b>Physical Exam/Titers/TB Test</b>	\$225.00
 <b>TEAS Testing</b>	\$85.00
 <b>Flu Vaccine (Due September - April)</b>	\$70.00
 <b>American Heart Association BLS Healthcare Provider</b>	\$65.00
<b>Estimated Pre-Admission Total:</b>	<b>\$591.00</b>

## Program Cost | Payment Schedule

	FALL 2025	SPRING 2026	SUMMER 2026	FALL 2026	SPRING 2027
Semester Hours	366	357	177	0	0
Semester Start Date	8/11/2025	1/6/2026	6/2/2026		
Semester End Date	12/19/2025	5/29/2026	7/23/2026		
Days of the Week	Varies	Varies	Varies		
 Tuition (\$2.92/hour)	\$1,068.72	\$1,042.44	\$516.84	\$0.00	\$0.00
 Lab Fee	\$611.22	\$596.19	\$295.59	\$0.00	\$0.00
 Identification Card (ID Badge)	\$5.00				
 Parking Fee	\$5.00	\$5.00	\$5.00	\$0.00	\$0.00
 Facility and Equipment Use	\$50.00	\$50.00	\$50.00	\$0.00	\$0.00
 Tools/Supplies/Kit	\$0.00	\$0.00	\$0.00	\$0.00	\$0.00
 ebooks/Access Code(s)	\$0.00	\$0.00	\$0.00	\$0.00	\$0.00
 Industry Certification/Licensure	\$0.00	\$0.00	\$310.00	\$0.00	\$0.00
 Clinical Placement	\$41.87	\$0.00	\$0.00	\$0.00	\$0.00
 Software Access Fee	\$1,033.33	\$1,033.33	\$1,033.33	\$0.00	\$0.00
 ACHA Live Scan Fingerprinting	\$0.00	\$0.00	\$125.00	\$0.00	\$0.00
<b>Estimated Semester Totals</b>	<b>\$2,815.14</b>	<b>\$2,726.96</b>	<b>\$2,335.76</b>	<b>\$0.00</b>	<b>\$0.00</b>

## Additional Program Cost

 <input type="checkbox"/> eBook/Textbooks	See list of required textbooks on page 3.	\$59.99
 Uniforms		\$220.00
 <input type="checkbox"/> Tools/Supplies	See attached Tool/Supply list, if applicable. Items are needed prior to the start of an internship.	\$99.00
 <input checked="" type="checkbox"/> Industry Certification(s)	See list of certifications offered on page	\$310.00
 <input checked="" type="checkbox"/> Identification Card Fee		\$5.00
 <input checked="" type="checkbox"/> Clinical Placement Fee	6 or 12 month Student Subscription	\$41.87
 <input checked="" type="checkbox"/> Software Access Fee	Non-refundable after issued.	\$3,100.00
 <input checked="" type="checkbox"/> ACHA Live Scan Fingerprinting		\$125.00
 Additional Fees:	N/A	\$0.00
<b>Estimated Additional Program Fees Total</b>		<b>\$3,960.86</b>

# Program Uniforms

Visit the Synergy Promo Shops to locate and order your program uniforms. Please email your instructor for more information.  
Uniform attire is to be worn to class, internships, and clinicals everyday.



[www.synergypromoshops.com/lwtc](http://www.synergypromoshops.com/lwtc)

Uniform attire includes, but not limited to:

LWTC Program Scrubs | Teal

White, nonslip, non porous shoes

Watch with a second hand

Updated

9/22/2025



**Professional Nursing (LPN-RN)**

H170608

900 Program Hours

(239) 377-0900    www.lwtc.edu

**eBooks/Textbooks**    Textbooks may be purchased from the online bookstore.

ISBN #	Required ebooks, textbooks and/or access codes	Semester	Textbook Cost
978-0443122149	LPN to RN Transitions 6th Edition	1	\$59.99
			\$0.00
			\$0.00
			\$0.00
			\$0.00
			\$0.00
			\$0.00
			\$0.00
			\$0.00
			\$0.00
			\$0.00
			\$0.00
			\$0.00
			\$0.00
			\$0.00
<b>Textbook Total</b>			<b>\$59.99</b>

**Industry Certifications**

NCSBN001 National Licensed Registered Nurse (NCLEX-RN)	\$200.00
Florida Board of Nursing Licensure Application	\$110.00
	\$0.00
	\$0.00
	\$0.00
	\$0.00
	\$0.00
<b>Estimated Industry Certification Total</b>	<b>\$310.00</b>