

2023 - 2024

BURROUGHS ES TITLE I
PK - 05 Grades

Federally Designated: **CSI**

PRINCIPAL

DEMETRIA TISDALE

ENROLLMENT

301 (2024)

PHONE

(918) 833-8780

WEBSITE

BURROUGHS.TULSASCHOOLS.ORG

ABOUT THE OKLAHOMA SCHOOL REPORT CARDS

Report card measures displayed here serve as indicators of how public schools are serving students in a variety of areas.

Measured at different points, indicators work together to provide a snapshot of school performance. [+ read more](#)

SCHOOL CHOICE

Parents seeking to enroll students in this school should contact the school or district office for specific information on how to complete the enrollment process.

RELATED PROGRAMS

Programs included here support a well-rounded education and are reported by the school. For more information, please visit the school's website.

- Academic Team
- Agriculture
- Computer Science
- Fine Arts
- Half/Full Day Pre-K
- Tech Ed/Industrial Arts
- World Languages

indicates available program

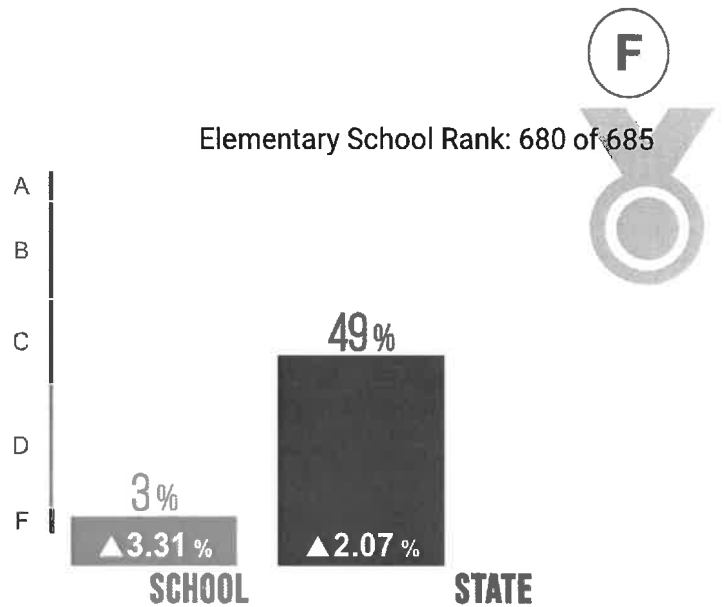
* Enrollment as of October 1st for the 2023 - 2024 school year.

INDICATORS

ACADEMIC ACHIEVEMENT

How well prepared for the next grade, course, or level are students at this school compared to other schools in the state?

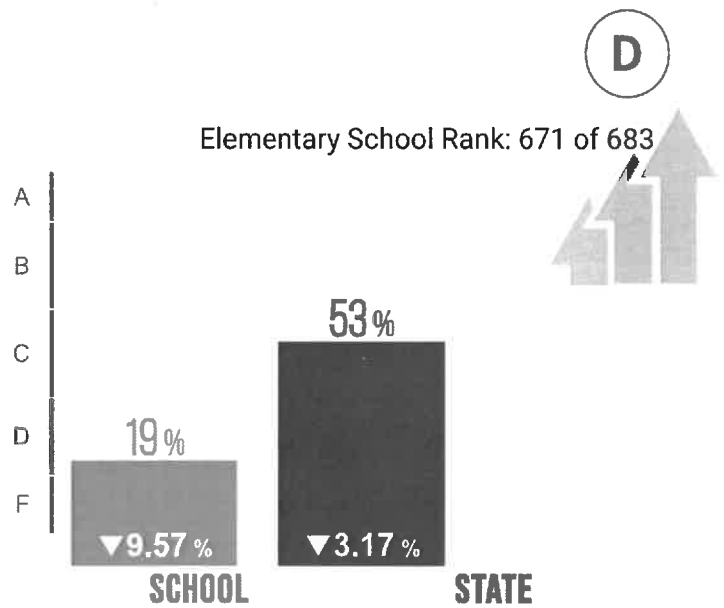
Points Earned: 1.16 of 35



ACADEMIC GROWTH

How are students growing compared to their performance the previous year?

Points Earned: 5.64 of 30



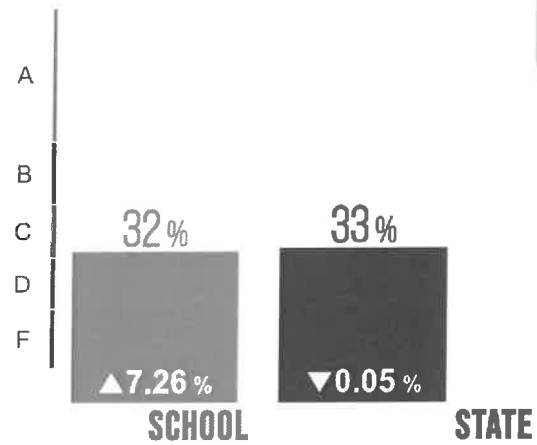
ENGLISH LANGUAGE PROFICIENCY PROGRESS SS

C

How well are English learners meeting their language-acquisition targets?

Elementary School Rank: 387 of 557

Points Earned: 3.9 of 10



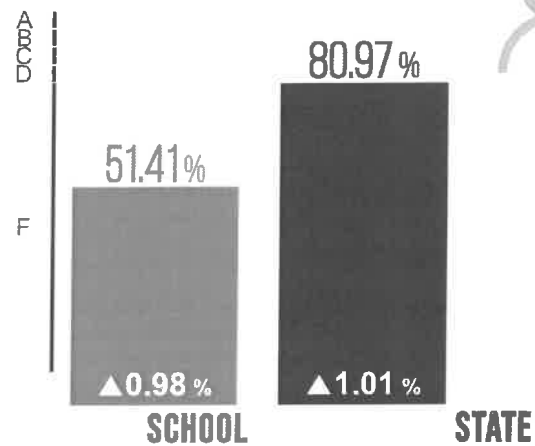
CHRONIC ABSENTEEISM

F

What percentage of students is in good attendance?

Elementary School Rank: 688 of 693

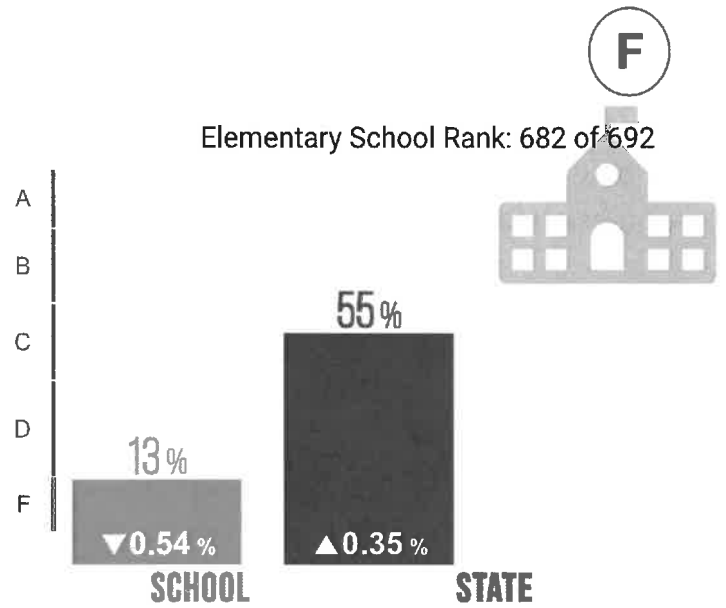
Points Earned: 0 of 10



OVERALL

How did the school perform overall?


Points Earned: 10.7 of 85



CONTEXTUAL DATA

PER PUPIL EXPENDITURES

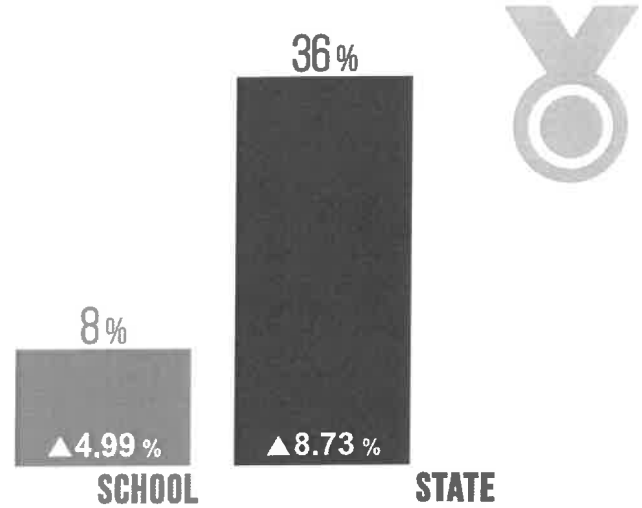
What is the expenditure per pupil for the day-to-day operation of schools and local educational agencies (LEAs)?



ASSESSMENT PERFORMANCE

What percentage of students met or exceeded grade-level standards by scoring at or above the proficient level on the state test?

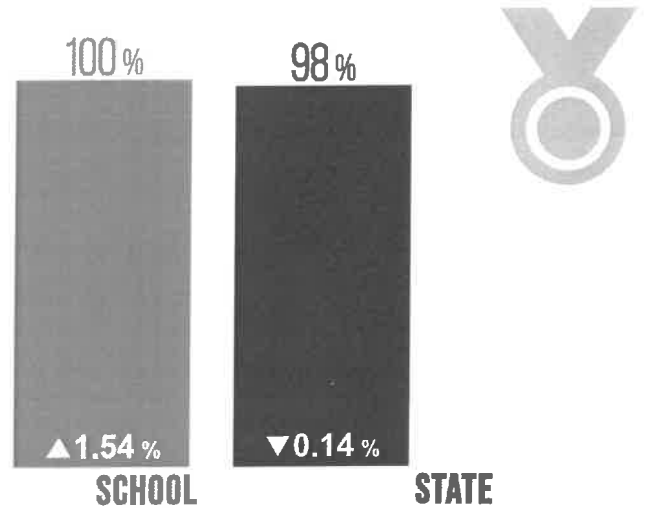
Elementary School Rank: 627 of 631



ASSESSMENT PARTICIPATION

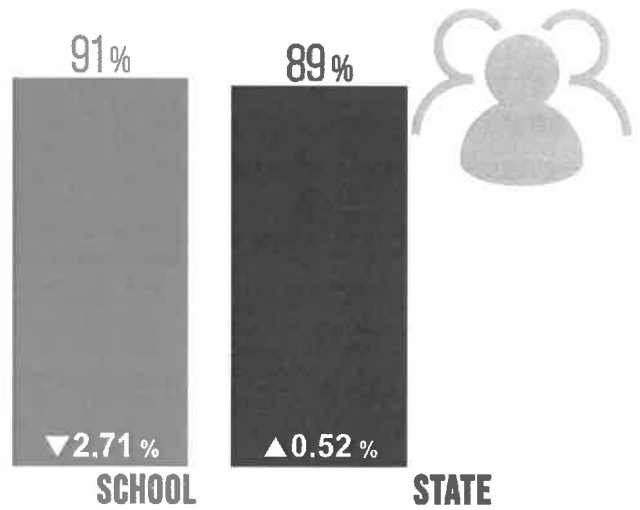
What percentage of students participated in the state assessment?

Elementary School Rank: 1 of 632



TEACHER STUDENT

What percentage of instruction is provided to students by a particular educator type (ie. Experienced)?



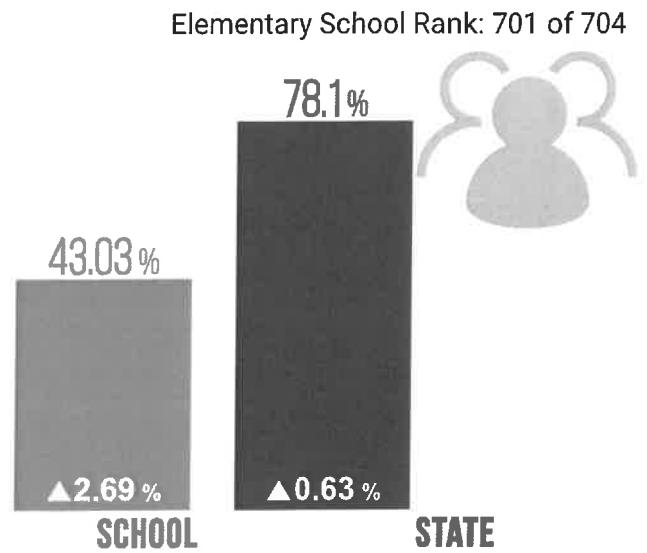
STUDENT RETENTION

What percentage of students retained in school?



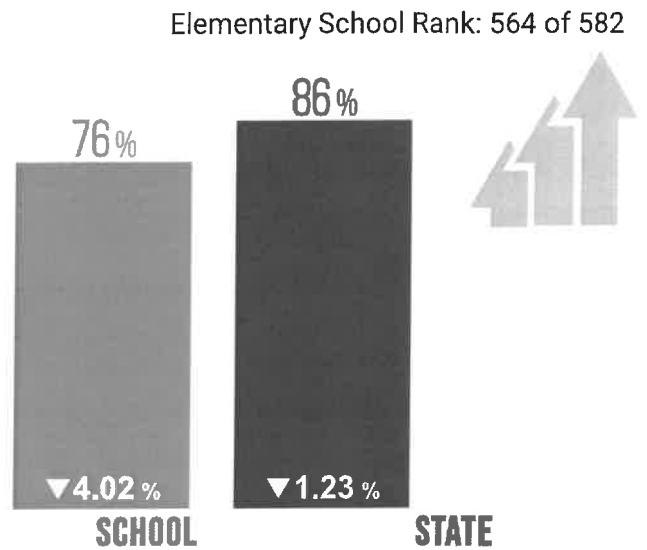
ATTENDANCE

What percentage of students were in good attendance?



STUDENT PROGRESS

What is the average value earned across all students?



ELP PROGRESS

What percentage of students demonstrated English language proficiency based on their WIDA ACCESS test scores?

Elementary School Rank: 417 of 464



BURROUGHS ES

1924 North Martin Luther King, Jr. Boulevard
Tulsa, Oklahoma 74106
United States



