

CBOC Highlights Report – Phase II

October 2020

- **Board of Education Updates – 10/5/20**
 - Approval of Educational Specification and Schematic Design Booklet – Central High School: Capital Improvements and Renovation Project – Alley Poyner Macchietto Architecture
 - Approval of Design Firm Selection/Award – Adams Elementary School and Blackburn School: Capital Improvements & Renovation Project – KPE Engineers
- **Board of Education Updates – 10/19/20**
 - Approval of Deductive Change Order #002 – King Elementary School: Elkhorn West Construction (\$8,994.59)
 - Approval of Substantial Completion – Pinewood Elementary School: Meco-Henne Contracting
 - Approval of Educational Specification and Schematic Design Booklet – South High School: Capital Improvements and Renovation Project – BCDM Architects
- **Preliminary Future Board of Education Updates – 11/2/20**
 - N/A
- **25 Total Projects**
 - 25 Active Projects / 100% of Total Projects
 - 0 – Bid/Award
 - 4 – Closeout
 - 2 – Complete
 - 11 – Construction
 - 8 – Design
- **Program Progress Overview**
 - Total Program Budget: \$409,900,000
 - Total Contract Amounts: \$287,083,424 or 70.04% of Program
 - Total Additional Commitments To Complete (Forecasted): \$122,816,576
 - Total Projected Commitments (Contract Amounts + Additional Commitments To Complete): \$287,083,424 + \$122,816,576 = \$409,900,000
 - Total Expenditure Amounts: \$113,821,729 or 27.77% of Program

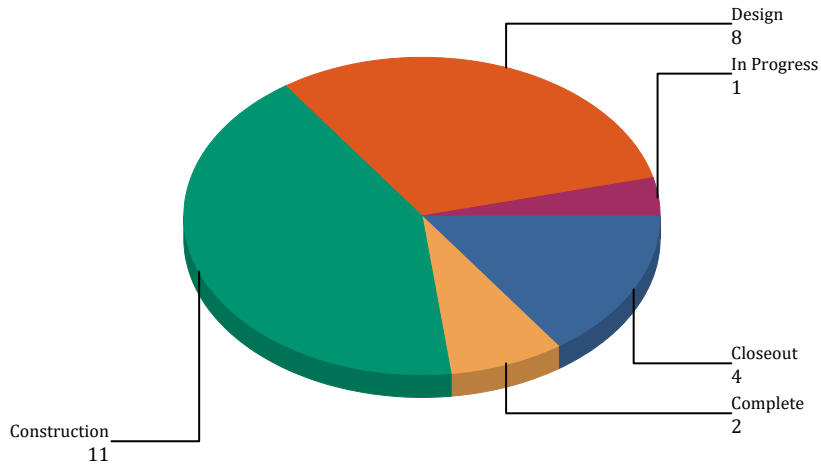
□ **Program Contingency Summary**

- Program Contingency Original Budget: \$39,764,454 or 9.70% of Program
- Approved Program Contingency Usage: \$33,763,850
- Forecasted Program Contingency: \$0
- Total (Approved + Forecasted) Contingency Usage: \$33,763,850
- $\$33,763,850 / \$409,900,000 = 8.23\%$
 - Current Trend under budget by 1.47%
- Budget Transfers Approved/Completed & Pending – Sept. 2020 to Oct. 2020:
 - Budget Transfer(s) Approved/Completed: #001 thru. #024
 - Budget Transfer(s) Pending: N/A

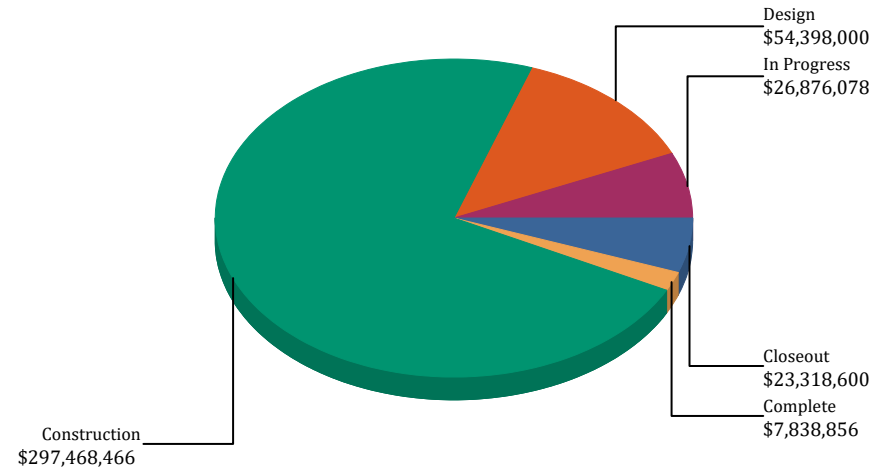
□ **Economic Inclusion**

- Total Applicable Program Contract Commitment Amounts: \$287,083,424
- Tier No. 01 Contract Commitments: \$6,898,247
- Tier No. 02 Contract Commitments: \$11,273,080
- Total SEBs Contract Commitments: \$18,171,327 or 6.33% of Current Contract Commitments
- Tier No. 01 Expenditures To Date: \$3,229,705
- Tier No. 02 Expenditures To Date: \$4,895,480
- Total SEBs Expenditures To Date % of Overall Contract Amount: 2.83%

Of Schools



Current Budget



BUDGET

A

COST COMMITMENTS

B

C=B/A

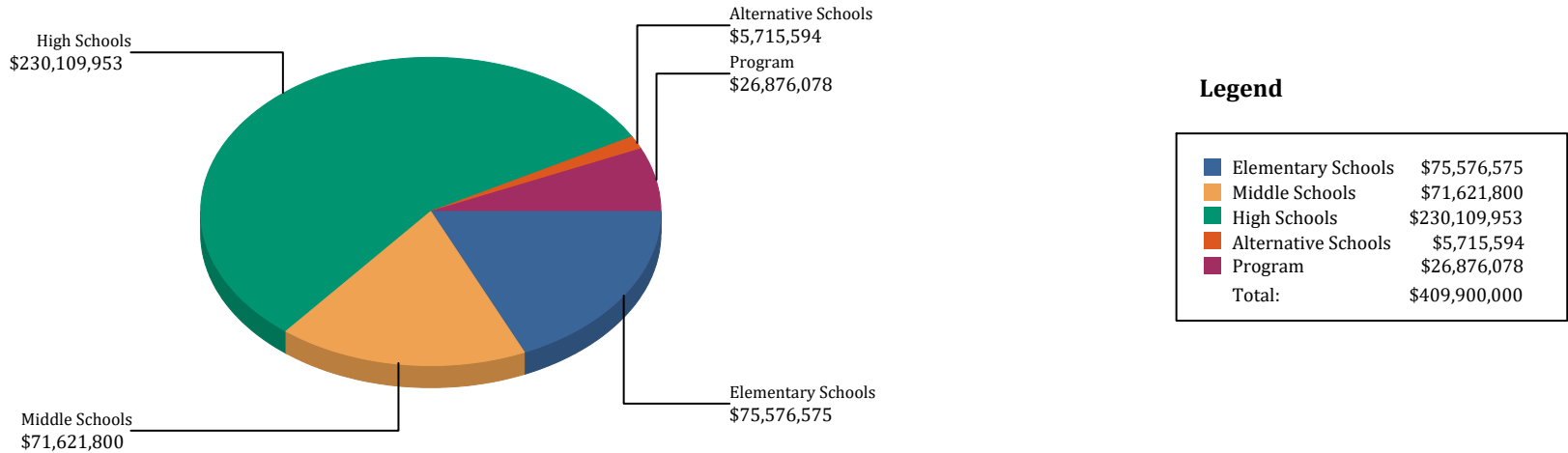
Phase Description	# of Schools	Current Budget	Committed Costs	% Committed
Closeout	4	\$23,318,600	\$22,822,947	97.87%
Complete	2	\$7,838,856	\$7,838,856	100.00%
Construction	11	\$297,468,466	\$237,615,571	79.88%
Design	8	\$54,398,000	\$4,680,193	8.60%
In Progress	1	\$26,876,078	\$14,125,856	52.56%
Grand Totals:	26	\$409,900,000	\$287,083,424	70.04%



2018 Bond Program Program Report By Schools

Report Date: 10/28/2020

Value of Projects by Type



Legend	
Elementary Schools	\$75,576,575
Middle Schools	\$71,621,800
High Schools	\$230,109,953
Alternative Schools	\$5,715,594
Program	\$26,876,078
Total:	\$409,900,000

Description	Phase	BUDGET			COST COMMITMENTS				EXPENDITURES		
		A	A1	A2=A+A1	B	C=B/A2	D	E=B+D	F=A2-E	G	H=G/A2
		Original Project Budget	Budget Transfer	Current Budget	Committed Cost	% Committed	Additional Commitments To Complete	Projected Commitments	Projected (Over) / Under	Expenditures To Date	% Expended
Elementary Schools											
1000 N. Fort Crook Rd. (New)	Construction	\$18,600,000	\$2,700,000	\$21,300,000	\$19,791,706	92.92%	\$1,508,294	\$21,300,000	\$0	\$9,025,461	42.37%
10th & Pine St. (New)	Construction	\$18,600,000	\$0	\$18,600,000	\$16,886,253	90.79%	\$1,713,747	\$18,600,000	\$0	\$2,301,336	12.37%
Adams	Design	\$1,766,400	\$0	\$1,766,400	\$113,000	6.40%	\$1,653,400	\$1,766,400	\$0	\$0	0.00%
Catlin	Construction	\$2,410,800	\$54,900	\$2,465,700	\$2,385,519	96.75%	\$80,181	\$2,465,700	\$0	\$1,854,784	75.22%
Conestoga	Construction	\$3,055,200	(\$300,000)	\$2,755,200	\$2,485,551	90.21%	\$269,649	\$2,755,200	\$0	\$1,631,982	59.23%
Edison	Construction	\$4,021,348	\$91,700	\$4,113,048	\$4,097,133	99.61%	\$15,915	\$4,113,048	\$0	\$2,320,057	56.41%
Highland	Construction	\$5,518,400	\$0	\$5,518,400	\$5,393,350	97.73%	\$125,050	\$5,518,400	\$0	\$288,620	5.23%
King	Closeout	\$3,547,200	\$395,800	\$3,943,000	\$3,930,207	99.68%	\$12,793	\$3,943,000	\$0	\$3,909,200	99.14%
Masters	Construction	\$2,382,927	\$354,300	\$2,737,227	\$2,686,758	98.16%	\$50,469	\$2,737,227	\$0	\$1,310,474	47.88%
Pinewood	Closeout	\$5,929,200	(\$300,000)	\$5,629,200	\$5,359,156	95.20%	\$270,044	\$5,629,200	\$0	\$5,155,219	91.58%
Spring Lake	Design	\$6,748,400	\$0	\$6,748,400	\$1,036,292	15.36%	\$5,712,109	\$6,748,400	\$0	\$662,491	9.82%

Description	Phase	BUDGET			COST COMMITMENTS					EXPENDITURES	
		A	A1	A2=A+A1	B	C=B/A2	D	E=B+D	F=A2-E	G	H=G/A2
		Original Project Budget	Budget Transfer	Current Budget	Committed Cost	% Committed	Additional Commitments To Complete	Projected Commitments	Projected (Over) / Under	Expenditures To Date	% Expended
	Elementary Schools	\$72,579,875	\$2,996,700	\$75,576,575	\$64,164,924	84.90%	\$11,411,651	\$75,576,575	\$0	\$28,459,623	37.66%
Middle Schools											
42nd & Y St. (New)	Construction	\$34,720,000	\$12,225,000	\$46,945,000	\$5,838,696	12.44%	\$41,106,304	\$46,945,000	\$0	\$876,064	1.87%
Lewis & Clark	Construction	\$14,014,800	\$0	\$14,014,800	\$12,708,301	90.68%	\$1,306,499	\$14,014,800	\$0	\$1,664,102	11.87%
Morton	Design	\$10,662,000	\$0	\$10,662,000	\$811,475	7.61%	\$9,850,525	\$10,662,000	\$0	\$237,852	2.23%
	Middle Schools	\$59,396,800	\$12,225,000	\$71,621,800	\$19,358,472	27.03%	\$52,263,328	\$71,621,800	\$0	\$2,778,018	3.88%
High Schools											
156th & Ida St. (New)	Construction	\$77,911,087	\$10,649,473	\$88,560,560	\$82,420,156	93.07%	\$6,140,404	\$88,560,560	\$0	\$25,527,329	28.82%
60th & L St. (New)	Construction	\$74,121,660	\$16,336,871	\$90,458,531	\$82,922,148	91.67%	\$7,536,383	\$90,458,531	\$0	\$30,406,447	33.61%
Benson	Closeout	\$9,782,400	(\$1,600,000)	\$8,182,400	\$8,092,590	98.90%	\$89,810	\$8,182,400	\$0	\$7,642,429	93.40%
Bryan High	Closeout	\$6,714,000	(\$1,150,000)	\$5,564,000	\$5,440,995	97.79%	\$123,005	\$5,564,000	\$0	\$5,271,822	94.75%
Burke	Complete	\$7,161,600	(\$1,629,138)	\$5,532,462	\$5,532,462	100.00%	\$0	\$5,532,462	\$0	\$5,526,282	99.89%
Central	Design	\$5,872,800	\$0	\$5,872,800	\$782,811	13.33%	\$5,089,989	\$5,872,800	\$0	\$31,066	0.53%
North	Design	\$6,694,800	\$0	\$6,694,800	\$447,078	6.68%	\$6,247,722	\$6,694,800	\$0	\$0	0.00%
Northwest	Design	\$7,735,200	\$0	\$7,735,200	\$507,788	6.56%	\$7,227,412	\$7,735,200	\$0	\$0	0.00%
South	Design	\$11,509,200	\$0	\$11,509,200	\$748,750	6.51%	\$10,760,450	\$11,509,200	\$0	\$104,250	0.91%
	High Schools	\$207,502,747	\$22,607,206	\$230,109,953	\$186,894,777	81.22%	\$43,215,175	\$230,109,953	\$0	\$74,509,625	32.38%
Alternative Schools											
Blackburn	Design	\$3,409,200	\$0	\$3,409,200	\$233,000	6.83%	\$3,176,200	\$3,409,200	\$0	\$0	0.00%
Transition Program	Complete	\$1,989,750	\$316,644	\$2,306,394	\$2,306,394	100.00%	\$0	\$2,306,394	\$0	\$2,301,443	99.79%
	Alternative Schools	\$5,398,950	\$316,644	\$5,715,594	\$2,539,394	44.43%	\$3,176,200	\$5,715,594	\$0	\$2,301,443	40.27%
Program											
Program - Contingency	In Progress	\$39,764,454	(\$33,763,850)	\$6,000,604	\$0	0.00%	\$6,000,604	\$6,000,604	\$0	\$0	0.00%
Program - Hazardous Mtrls./Remediation	In Progress	\$4,988,600	(\$1,676,000)	\$3,312,600	\$0	0.00%	\$3,312,600	\$3,312,600	\$0	\$0	0.00%
Program - Test, Inspect, & Commish	In Progress	\$4,528,574	(\$2,705,700)	\$1,822,874	\$0	0.00%	\$1,822,874	\$1,822,874	\$0	\$0	0.00%
Program Mgmt. & Admin.	In Progress	\$15,740,000	\$0	\$15,740,000	\$14,125,856	89.74%	\$1,614,144	\$15,740,000	\$0	\$5,773,020	36.68%
	Program	\$65,021,628	(\$38,145,550)	\$26,876,078	\$14,125,856	52.56%	\$12,750,222	\$26,876,078	\$0	\$5,773,020	21.48%
	Grand Totals:	\$409,900,000	\$0	\$409,900,000	\$287,083,424	70.04%	\$122,816,576	\$409,900,000	\$0	\$113,821,729	27.77%

2018 OPS Bond Program Master Schedule

October 2020

Design
 Construction Procurement
 Construction
 Move In
 Closeout/Punchlist
 Program Allocation
 Site Development
 Addition Completion

Schools	Finish Construction	Occupy	2018																																																				2019												2020												2021												2022												2023																																																																																																																																																																																																																																																																																																																																																																																																																																																																																																																																																																																																																																																																																																																																																																																																																																																																																																																																																																																																																																																																																																																																																																																																																																																																																																																																																																																																																																																																																																																																																																																																																																																																																																																																																																																																																																																																																																																																																																																																																																																																																																																																																																																																																																																																																																																																																																																																																																																																																																																																																																																																																																																																																																																																																																																																																																																																																																																																																																																																																																																																																																																																																																																																																																																																																																																																																																																																																																																																																																																																																																																																																																																																																																																																																																																																																																																																																																																																																																																																																																																																																																																																																																																																																																																																																																																																																																																																																																																																																																																																																																																																																																																																																																																																																																																																																																																																																																																																																																																																																																																																																																																																																																																																																																																																																																																																																																																																																																																																																																																																																																																																																																																																																																																																																																																																																																																																																																																																								
			A					S					O					N					D					J					F					M					A					M					J					J					A					S					O					N					D					J					F					M					A					M					J					J					A					S					O					N					D					J					F					M					A					M					J					J					A					S					O					N					D					J					F					M					A					M					J					J					A					S					O					N					D					J					F					M					A					M					J					J					A					S					O					N					D					J					F					M					A					M					J					J					A					S					O					N					D					J					F					M					A					M					J					J					A					S					O					N					D					J					F					M					A					M					J					J					A					S					O					N					D					J					F					M					A					M					J					J					A					S					O					N					D					J					F					M					A					M					J					J					A					S					O					N					D					J					F					M					A					M					J					J					A					S					O					N					D					J					F					M					A					M					J					J					A					S					O					N					D					J					F					M					A					M					J					J					A					S					O					N					D					J					F					M					A					M					J					J					A					S					O					N					D					J					F					M					A					M					J					J					A					S					O					N					D					J					F					M					A					M					J					J					A					S					O					N					D					J					F					M					A					M					J					J					A					S					O					N					D					J					F					M					A					M					J					J					A					S					O					N					D					J					F					M					A					M					J					J					A					S					O					N					D					J					F					M					A					M					J					J					A					S					O					N					D					J					F					M					A					M					J					J					A					S					O					N					D					J					F					M					A					M					J					J					A					S					O					N					D					J					F					M					A					M					J					J					A					S					O					N					D					J					F					M					A					M					J					J					A					S					O					N					D					J					F					M					A					M					J					J					A					S					O					N					D					J					F					M					A					M					J					J					A					S					O					N					D					J					F					M					A					M					J					J					A					S					O					N					D					J					F					M					A					M					J					J					A					S					O					N					D					J					F					M					A					M					J					J					A					S					O					N					D					J					F					M					A					M					J					J					A					S					O					N					D					J					F					M					A					M					J					J					A					S					O					N					D					J					F					M					A					M					J					J					A					S					O					N					D					J					F					M					A					M					J					J					A					S					O					N					D					J					F					M					A					M					J					J					A					S					O					N					D					J					F					M					A					M					J					J					A					S					O					N					D					J					F					M					A					M					J					J					A					S					O					N					D					J					F					M					A					M					J					J					A					S					O					N					D					J					F					M					A					M					J					J					A					S					O					N					D					J					F					M					A					M					J					J					A					S					O					N					D					J					F					M					A					M					J					J					A					S					O					N					D					J					F					M					A					M					J					J					A					S					O					N					D					J					F					M					A					M					J					J					A					S					O					N					D					J					F					M					A					M					J					J					A					S					O					N					D					J					F					M					A					M					J					J					A					S					O					N					D					J					F					M					A					M					J					J					A					S					O					N					D					J					F					M					A					M					J					J					A					S					O					N					D					J					F					M					A					M					J					J					A					S					O					N					D					J					F					M					A					M					J					J					A					S					O					N					D					J					F					M					A					M					J					J					A					S					O					N					D					J					F					M					A					M					J					J					A					S					O					N					D					J					F					M					A					M					J					J					A					S					O					N					D					J					F					M					A					M					J					J					A					S					O					N					D					J					F					M					A					M					J					J					A					S					O					N					D					J					F					M					A					M					J					J					A					S					O					N					D					J					F					M					A					M					J					J					A					S					O					N					D					J					F					M					A					M					J					J					A					S					O					N					D					J					F					M					A					M					J					J					A					S					O					N					D					J					F					M					A					M					J					J					A					S					O					N					D					J					F					M					A					M					J					J					A					S					O					N					D					J					F					M					A					M					J					J					A					S					O					N					D					J					F					M					A					M					J					J					A					S					O					N					D					J					F					M					A					M					J					J					A					S					O					N					D					J					F					M					A					M					J					J					A					S					O					N					D					J					F					M					A					M					J					J					A					S					O					N					D					J					F					M					A					M					J					J					A					S					O					N					D					J					F					M					A					M					J					J					A					S					O					N					D					J					F					M					A					M					J					J					A					S					O					N					D					J					F					M					A					M					J					J					A					S					O					N					D					J					F					M					A					M					J					J					A					S					O					N					D					J					F					M					A					M					J					J					A					S					O					N					D					J					F					M					A					M					J					J					A					S					O					N					D					J					F					M					A					M					J					J					A					S					O					N					D					J					F					M					A					M					J					J					A					S					O					N					D					J					F					M					A					M					J					J					A					S					O					N					D					J					F					M					A					M					J					J					A					S					O					N					D					J					F					M					A					M					J					J					A					S					O					N					D					J					F					M					A					M					J					J					A					S					O					N					D					J					F					M					A					M					J					J					A					S					O					N					D					J					F					M					A					M					J					J					A					S					O					N					D					J					F					M					A					M					J					J					A					S					O					N					D					J					F					M					A					M					J					J					A					S					O					N					D					J					F					M					A					M					J					J					A					S					O					N					D					J					F					M					A					M					J					J					A					S					O					N					D					J					F					M					A					M					J					J					A					S					O					N					D					J					F					M					A					M					J					J					A					S					O					N					D					J					F					M					A					M					J					J					A					S					O					N					D					J					F					M					A					M					J					J					A					S					O					N					D					J					F					M					A					M					J					J					A					S					O					N					D					J					F					M					A					M					J					J					A					S					O					N					D					J					F					M					A					M					J					J					A					S					O					N					D					J					F					M					A					M					J					J					A					S					O					N					D					J					F					M					A					M					J					J					A					S					O					N					D					J					F					M					A					M					J					J					A					S					O					N					D					J					F					M					A					M					J					J					A					S					O					N					D					J					F					M					A					M					J					J					A					S					O					N					D					J					F					M					A					M					J					J					A					S					O					N					D					J					F					M					A				



Program Contingency & Allocation

Usage & Forecast Report#

BT-#	To/From	Description	Test, Inspect, & Commish	Usage & Forecast %	Hazardous Mtrls.	Usage & Forecast %	Program Contingency	Usage & Forecast %	Total	Total Usage & Forecast %
Approved										
BT-001	To	Project #321510 - Transition Program School - Building Construction					(\$385,725)		(\$385,725)	
BT-002	To	Project #321508 - New High School 60th & L St. - Building Construction, Test/Inspect, Hazmat Remediation	(\$1,300,000)		(\$1,500,000)		(\$11,036,871)		(\$13,836,871)	
BT-003	To	Project #321509 - New High School 156th & Ida St. - Building Construction and Test/Inspect.	(\$1,300,000)				(\$9,349,473)		(\$10,649,473)	
BT-004	To	Project #321503 - King ES - Building Construction					(\$490,000)		(\$490,000)	
BT-005	From	Project #321504 - Benson HS - Building Construction					\$1,300,000		\$1,300,000	
BT-006	From	Project #321505 - Bryan HS - Building Construction					\$1,300,000		\$1,300,000	
BT-007	From	Project #321506 - Burke HS - Building Construction					\$900,000		\$900,000	
BT-008	From	Project #321511 - Pinewood ES - Building Construction					\$300,000		\$300,000	
BT-009	To	Project #321507 - New Elementary School 1000 N. Fort Crook Rd. - Building Construction					(\$2,700,000)		(\$2,700,000)	
BT-010	From	Project #321503 - King ES - Building Construction					\$175,000		\$175,000	
BT-011	From	Project #321505 - Benson HS - Building Construction					\$300,000		\$300,000	
BT-012	From	Project #321505 - Bryan HS - Building Construction					\$250,000		\$250,000	
BT-013	From	Project #321506 - Burke HS - Building Construction					\$300,000		\$300,000	
BT-014	To	Project #321518 - New Middle School 42nd & U St. - Building Construction					(\$9,225,000)		(\$9,225,000)	
BT-015	From	Project #321502 - Conestoga ES - Building Construction					\$300,000		\$300,000	
BT-016	To	Project #321514 - Masters ES - Building Construction					(\$300,000)		(\$300,000)	
BT-017	To	Project #321508 - New High School 60th & L St. - Building Construction					(\$2,500,000)		(\$2,500,000)	
BT-018	To	Project #321501 - Catlin ES - Hazmat Remediation and Commissioning	(\$20,600)		(\$34,300)				(\$54,900)	
BT-019	To	Project #321512 - Edison ES - Hazmat Remediation and Commissioning	(\$34,400)		(\$57,300)				(\$91,700)	
BT-020	To	Project #321514 - Masters ES - Hazmat Remediation and Commissioning	(\$20,400)		(\$33,900)				(\$54,300)	



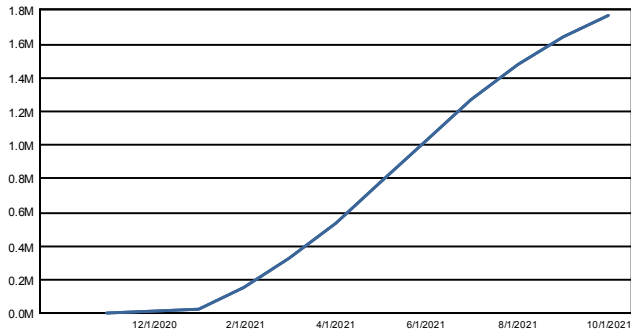
Program Contingency & Allocation

Usage & Forecast Report#

BT-#	To/From	Description	Test, Inspect, & Commish	Usage & Forecast %	Hazardous Mtrls.	Usage & Forecast %	Program Contingency	Usage & Forecast %	Total	Total Usage & Forecast %
BT-021	From	Project #321506 - Burke HS - Building Construction					\$29,138		\$29,138	
BT-022	From	Project #321510 - Transition School - Building Construction					\$69,081		\$69,081	
BT-023	To	Project #321503 - King Elementary - Hazmat Remediation and Commissioning	(\$30,300)		(\$50,500)				(\$80,800)	
BT-024	To	Project #321518 - New Middle School 42nd & U St. - Building Construction					(\$3,000,000)		(\$3,000,000)	
Total Approved Changes:			(\$2,705,700)		(\$1,676,000)		(\$33,763,850)		(\$38,145,550)	
Total Changes			(\$2,705,700)		(\$1,676,000)		(\$33,763,850)		(\$38,145,550)	
Original Budget			\$4,528,574		\$4,988,600		\$39,764,454		\$49,281,628	
<i>Approved Budget Changes</i>			(\$2,705,700)	0.7%	(\$1,676,000)	0.4%	(\$33,763,850)	8.0%	(\$38,145,550)	9.3%
<i>Forecast Budget Changes</i>			\$0	0.0%	\$0	0.0%	\$0	0.0%	\$0	0.0%
Revised Projected Budget			\$1,822,874		\$3,312,600		\$6,000,604		\$11,136,078	

Adams

CASH-FLOW



COMMENTS

The Design Firm selection/award was approved by the Board of Education on October 5, 2020.

SCOPE

3420 North 78th Street
Omaha, NE 68134-5099
Phone: (402) 572-9072

The Adams Elementary School scope of work includes capital improvement to the existing building. The plan provides for heating, ventilation and air-condition system updates along with other improvements to increase building system efficiencies.

BUDGET /COST STATUS

Adams	BUDGET	PROJECTED COSTS	(OVER)/UNDER	ACTUALS
Construction	\$1,472,000	\$1,472,000	\$0	\$0
Contingency	\$161,920	\$161,920	\$0	\$0
Design	\$125,414	\$125,414	\$0	\$0
FF&E	\$0	\$0	\$0	\$0
Misc.	\$7,066	\$7,066	\$0	\$0
TOTAL:	\$1,766,400	\$1,766,400	\$0	\$0

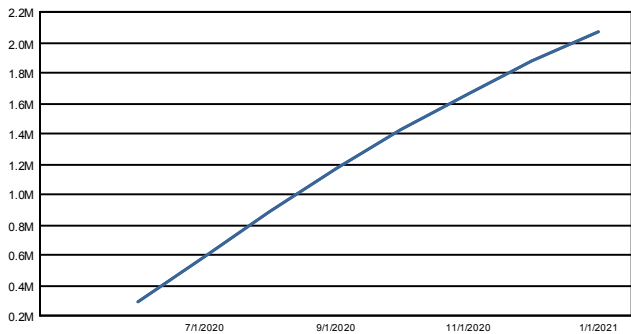
GENERAL INFORMATION

ARCHITECT: KPE Engineers

CONTRACTOR:

Catlin

CASH-FLOW



COMMENTS

Phase 1, 3, & 4 construction work is complete and the punch list work is in progress. The Phase 2 mechanical, electrical, plumbing, and punch list work will continue through December 2020.

SCOPE

12736 Marinda Street
Omaha, NE 68144-2648
Phone: (402) 697-0414

The Catlin Elementary School scope of work includes capital improvement to the existing building. The plan provides for heating, ventilation and air-condition system updates along with other improvements to increase building system efficiencies.

BUDGET /COST STATUS

Catlin	BUDGET	PROJECTED COSTS	(OVER)/UNDER	ACTUALS
Construction	\$2,233,076	\$2,233,076	\$0	\$1,702,170
Contingency	\$0	\$0	\$0	\$0
Design	\$171,167	\$171,167	\$0	\$127,356
FF&E	\$0	\$0	\$0	\$0
Misc.	\$61,457	\$61,457	\$0	\$25,257
TOTAL:	\$2,465,700	\$2,465,700	\$0	\$1,854,784

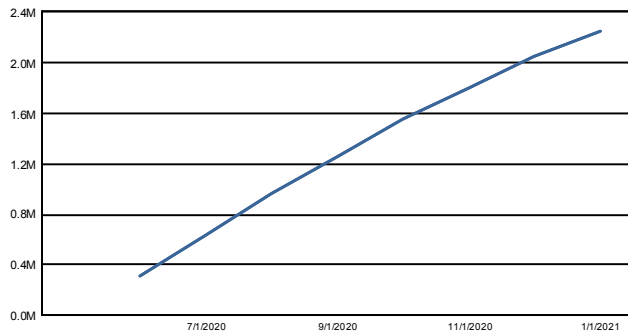
GENERAL INFORMATION

ARCHITECT: The Schemmer Associates

CONTRACTOR: CM@R - Boyd Jones

Conestoga

CASH-FLOW



COMMENTS

The Phase 2 mechanical, electrical, and plumbing work will continue through December 2020. Phase 4 interior punch list items are in progress. Phase 5 interior mechanical, electrical, and plumbing work is scheduled to start in November.

SCOPE

2115 Burdette Street
Omaha, NE 68110
Phone: (402) 344-7147

The Conestoga Elementary School scope of work includes capital improvements to the existing building. The plan provides for heating, ventilation and air-condition system updates along with other improvements to increase building system efficiencies.

BUDGET /COST STATUS

Conestoga	BUDGET	PROJECTED COSTS	(OVER)/UNDER	ACTUALS
Construction	\$2,246,000	\$2,246,000	\$0	\$1,437,662
Contingency	\$219,559	\$219,559	\$0	\$0
Design	\$216,919	\$216,919	\$0	\$161,398
FF&E	\$0	\$0	\$0	\$0
Misc.	\$72,722	\$72,722	\$0	\$32,922
TOTAL:	\$2,755,200	\$2,755,200	\$0	\$1,631,982

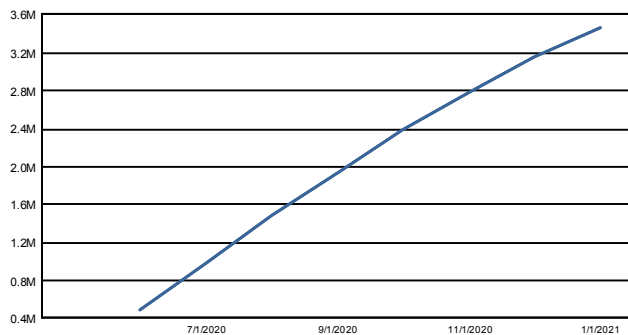
GENERAL INFORMATION

ARCHITECT: The Schemmer Associates

CONTRACTOR: CM@R - Boyd Jones

Edison

CASH-FLOW



COMMENTS

In the new additions, construction on the exterior shell is ongoing through November. Drywall and finishing work is scheduled to continue to December 2020. The interior mechanical room work is scheduled to continue to December 2020. The classroom mechanical equipment installation is scheduled for summer 2021.

SCOPE

2303 North 97th Street
Omaha, NE 68134-5609
Phone: (402) 392-7310

The Edison Elementary School scope of work includes capital improvement with an addition to the existing building. The plan provides for finishing of the safe area into two (2) classrooms, a three (3) classroom addition, heating, ventilation and air-condition system updates along with other improvements to increase building system efficiencies.

BUDGET /COST STATUS

Edison	BUDGET	PROJECTED COSTS	(OVER)/UNDER	ACTUALS
Construction	\$3,756,057	\$3,756,057	\$0	\$2,084,036
Contingency	\$0	\$0	\$0	\$0
Design	\$279,530	\$279,530	\$0	\$215,650
FF&E	\$0	\$0	\$0	\$0
Misc.	\$77,462	\$77,462	\$0	\$20,372
TOTAL:	\$4,113,048	\$4,113,048	\$0	\$2,320,057

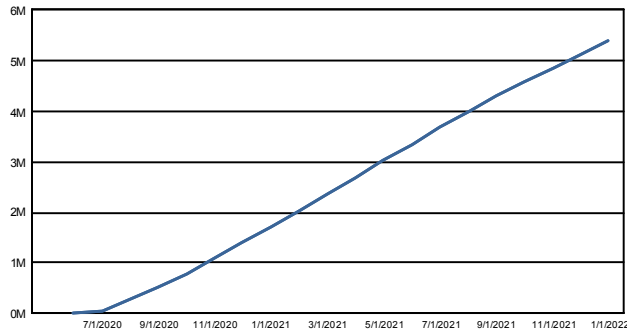
GENERAL INFORMATION

ARCHITECT: Jackson-Jackson

CONTRACTOR: CM@R - Boyd Jones

Highland

CASH-FLOW



COMMENTS

The foundation work for the new addition is scheduled to be complete in November 2020. The interior renovation scope of work is scheduled to continue through June 2021.

SCOPE

2625 Jefferson Street
Omaha, NE 68107-2378
Phone: (402) 734-5711

The Highland Elementary School scope of work includes a new addition and capital improvement to the existing building. The plan provides for an eleven (11) classroom addition to alleviate overcrowding along with heating, ventilation and air-condition system updates along with other improvements to increase building system efficiencies.

BUDGET /COST STATUS

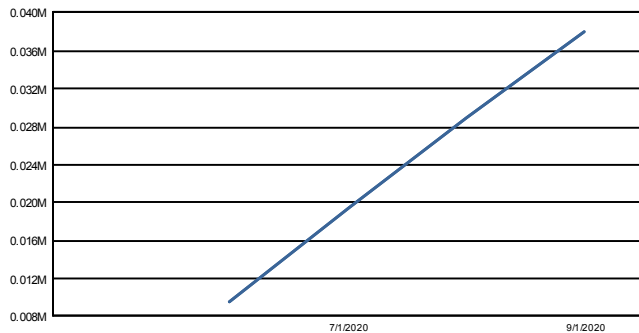
Highland	BUDGET	PROJECTED COSTS	(OVER)/UNDER	ACTUALS
Construction	\$4,997,099	\$4,997,099	\$0	\$10,660
Contingency	\$24,315	\$24,315	\$0	\$0
Design	\$464,926	\$464,926	\$0	\$262,485
FF&E	\$0	\$0	\$0	\$0
Misc.	\$32,060	\$32,060	\$0	\$15,475
TOTAL:	\$5,518,400	\$5,518,400	\$0	\$288,620

GENERAL INFORMATION

ARCHITECT: Leo A Daly
CONTRACTOR: CM@R - Hausmann

King

CASH-FLOW



COMMENTS

The construction work is complete and the closeout documentation is being finalized. Substantial completion was approved by the Board of Education on April 15, 2020.

SCOPE

3706 Maple Street
Omaha, NE 68111-3195
Phone: (402) 457-5723

The King Elementary School scope of work includes capital improvements to the existing building. The plan provides for heating, ventilation and air-condition system updates along with other improvements to increase building system efficiencies.

BUDGET /COST STATUS

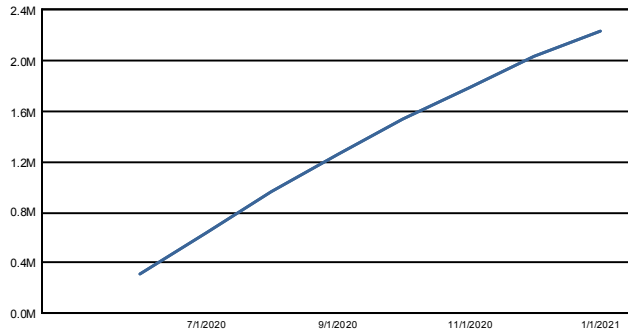
King	BUDGET	PROJECTED COSTS	(OVER)/UNDER	ACTUALS
Construction	\$3,723,846	\$3,723,846	\$0	\$3,704,845
Contingency	\$0	\$0	\$0	\$0
Design	\$202,189	\$202,189	\$0	\$187,389
FF&E	\$0	\$0	\$0	\$0
Misc.	\$16,965	\$16,965	\$0	\$16,965
TOTAL:	\$3,943,000	\$3,943,000	\$0	\$3,909,200

GENERAL INFORMATION

ARCHITECT: The Schemmer Associates
CONTRACTOR: Elkhorn West Construction

Masters

CASH-FLOW



COMMENTS

In the new addition, installation of the brick masonry and building shell will continue through November. Drywall and finishing work is scheduled to occur through December 2020.

SCOPE

5505 North 99th Street
Omaha, NE 68134-1599
Phone: (402) 572-1027

The Masters Elementary School scope of work includes capital improvements with an addition to the existing building. The plan provides for finishing of the safe area into two (2) classrooms, a four (4) classroom addition heating, ventilation and air-condition system updates along with other improvements to increase building system efficiencies.

BUDGET /COST STATUS

Masters	BUDGET	PROJECTED COSTS	(OVER)/UNDER	ACTUALS
Construction	\$2,478,122	\$2,478,122	\$0	\$1,160,710
Contingency	\$0	\$0	\$0	\$0
Design	\$197,503	\$197,503	\$0	\$137,222
FF&E	\$0	\$0	\$0	\$0
Misc.	\$61,602	\$61,602	\$0	\$12,542
TOTAL:	\$2,737,227	\$2,737,227	\$0	\$1,310,474

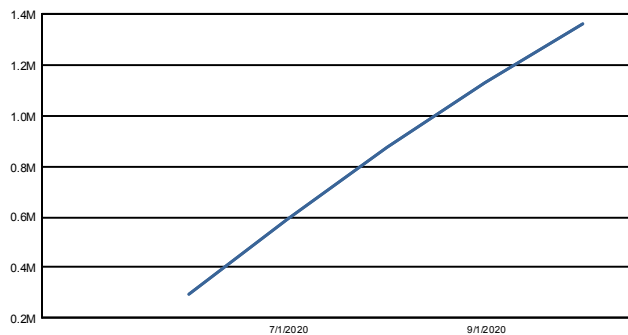
GENERAL INFORMATION

ARCHITECT: Jackson-Jackson

CONTRACTOR: CM@R - Boyd Jones

Pinewood

CASH-FLOW



COMMENTS

The substantial completion was approved by the Board of Education on October 19, 2020. The Contractor has moved off-site and is finishing up the remaining punch list items along with additional items that were added to the scope of work due to District request needs.

SCOPE

6717 North 63rd Street
Omaha, NE 68152-2210
Phone: (402) 561-6000

The Pinewood Elementary School scope of work includes capital improvement with an addition to the existing building. The plan will provide for a three (3) classroom addition, interior modifications to eliminate the 'Open Plan' layout, heating, ventilation, air-condition system updates to the existing building along with other improvements to increase building system efficiencies.

BUDGET /COST STATUS

Pinewood	BUDGET	PROJECTED COSTS	(OVER)/UNDER	ACTUALS
Construction	\$5,093,751	\$5,093,751	\$0	\$4,703,542
Contingency	\$0	\$0	\$0	\$0
Design	\$436,093	\$436,093	\$0	\$403,761
FF&E	\$0	\$0	\$0	\$0
Misc.	\$99,356	\$99,356	\$0	\$47,916
TOTAL:	\$5,629,200	\$5,629,200	\$0	\$5,155,219

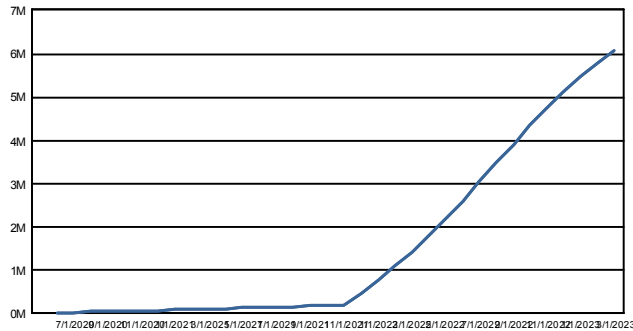
GENERAL INFORMATION

ARCHITECT: Alley Poyner Macchietto

CONTRACTOR: Meco-Henne Contracting

Spring Lake

CASH-FLOW



COMMENTS

The Schematic Design package is scheduled to go to the Board of Education for approval in November 2020. The project is currently in the design development phase.

SCOPE

4215 South 20th Street
Omaha, NE 68107-2098
Phone: (402) 734-1833

The Spring Lake Elementary School scope of work includes a new addition and capital improvement to the existing building. The plan provides for a ten (10) classroom addition to alleviate overcrowding, heating, ventilation and air-condition system updates along with other improvements to increase building system efficiencies.

BUDGET /COST STATUS

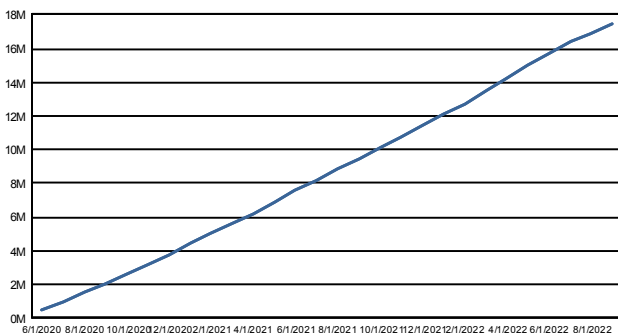
Spring Lake	BUDGET	PROJECTED COSTS	(OVER)/UNDER	ACTUALS
Construction	\$5,787,000	\$5,787,000	\$0	\$473,000
Contingency	\$382,612	\$382,612	\$0	\$0
Design	\$551,794	\$551,794	\$0	\$177,994
FF&E	\$0	\$0	\$0	\$0
Misc.	\$26,994	\$26,994	\$0	\$11,498
TOTAL:	\$6,748,400	\$6,748,400	\$0	\$662,491

GENERAL INFORMATION

ARCHITECT: The Schemmer Associates
CONTRACTOR: CM@R - Hausmann

10th & Pine St. (New)

CASH-FLOW



COMMENTS

Installation of the underground storm water retention area is complete. The building footings for the east and west additions are being installed. The interior wall framing and underground plumbing is ongoing with installation of concrete slab on the first floor scheduled for late October 2020. Electrical, plumbing and mechanical rough-in work has started in the 2nd and 3rd floors of the building.

SCOPE

The 10th and Pine Street Elementary School scope of work includes construction of a new 600-student capacity facility.

BUDGET /COST STATUS

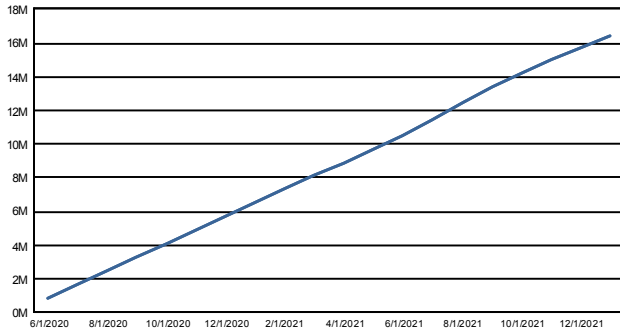
10th & Pine St. (New)	BUDGET	PROJECTED COSTS	(OVER)/UNDER	ACTUALS
Construction	\$15,464,706	\$15,464,706	\$0	\$1,382,893
Contingency	\$861,467	\$861,467	\$0	\$0
Design	\$1,200,000	\$1,200,000	\$0	\$815,625
FF&E	\$825,000	\$825,000	\$0	\$0
Misc.	\$248,827	\$248,827	\$0	\$102,818
TOTAL:	\$18,600,000	\$18,600,000	\$0	\$2,301,336

GENERAL INFORMATION

ARCHITECT: Jackson-Jackson
CONTRACTOR: CM@R - Darland

1000 N. Fort Crook Rd. (New)

CASH-FLOW



COMMENTS

The steel erection work is substantially complete and the roofing scope of work is scheduled to begin in November 2020. The structural masonry work is also substantially complete and brick veneer scope of work has started in October 2020. The site utilities work is ongoing. The classroom wing activities that are ongoing include wall framing, ductwork, plumbing and electrical rough-ins. The Construction Manager is scheduled to have the building enclosed prior to Winter 2020.

SCOPE

The 1000 North Fort Crook Road Elementary School scope of work includes construction of a new 600-student capacity facility.

BUDGET /COST STATUS

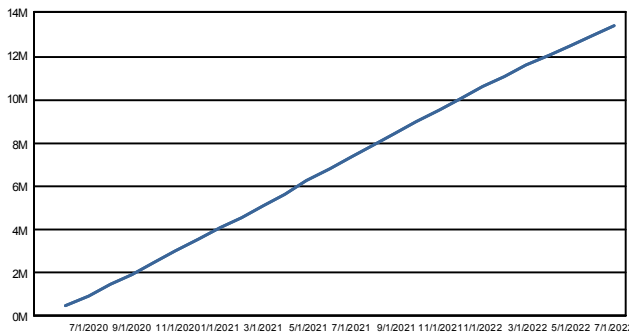
1000 N. Fort Crook Rd. (New)	BUDGET	PROJECTED COSTS	(OVER)/UNDER	ACTUALS
Construction	\$18,313,361	\$18,313,361	\$0	\$7,955,272
Contingency	\$683,294	\$683,294	\$0	\$0
Design	\$1,213,538	\$1,213,538	\$0	\$952,268
FF&E	\$825,000	\$825,000	\$0	\$0
Misc.	\$264,807	\$264,807	\$0	\$117,921
TOTAL:	\$21,300,000	\$21,300,000	\$0	\$9,025,461

GENERAL INFORMATION

ARCHITECT: Kenneth Hahn Architects
CONTRACTOR: CM@R - Hausmann

Lewis & Clark

CASH-FLOW



COMMENTS

The project is currently in the construction phase with new work on the exterior brick being installed. The second level concrete floor base and exterior walls are being installed.

SCOPE

6901 Burt Street
Omaha, NE 68132
Phone: (402) 557-4300

The Lewis and Clark Middle School scope of work includes a new addition and capital improvement to the existing building. The plan provides for a fifteen (15) classroom addition, heating, ventilation and air-condition system updates along with other improvements to increase building system efficiencies.

BUDGET /COST STATUS

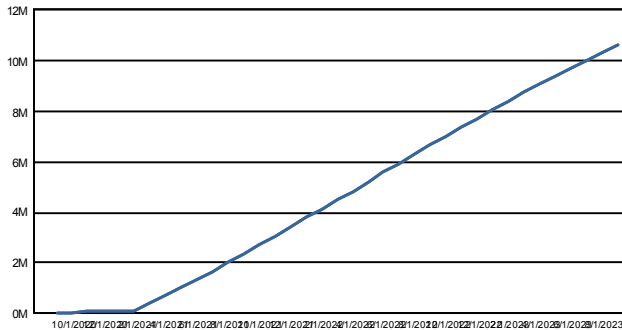
Lewis & Clark	BUDGET	PROJECTED COSTS	(OVER)/UNDER	ACTUALS
Construction	\$12,104,000	\$12,104,000	\$0	\$985,356
Contingency	\$694,690	\$694,690	\$0	\$0
Design	\$1,160,051	\$1,160,051	\$0	\$655,956
FF&E	\$0	\$0	\$0	\$0
Misc.	\$56,059	\$56,059	\$0	\$22,790
TOTAL:	\$14,014,800	\$14,014,800	\$0	\$1,664,102

GENERAL INFORMATION

ARCHITECT: Alley Poyner Macchietto
CONTRACTOR: CM@R - Vrana

Morton

CASH-FLOW



COMMENTS

The project is currently in the design development phase.

SCOPE

4606 Terrace Drive
Omaha, NE 68134
Phone: (402) 557-4700

The Morton Middle School scope of work includes a new addition and capital improvement to the existing building. The plan provides for a nine (9) classroom addition, heating, ventilation and air-condition system updates along with other improvements to increase building system efficiencies.

BUDGET /COST STATUS

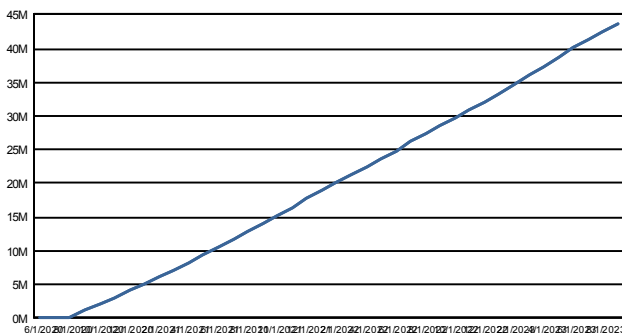
Morton	BUDGET	PROJECTED COSTS	(OVER)/UNDER	ACTUALS
Construction	\$9,155,000	\$9,155,000	\$0	\$0
Contingency	\$626,230	\$626,230	\$0	\$0
Design	\$838,122	\$838,122	\$0	\$233,452
FF&E	\$0	\$0	\$0	\$0
Misc.	\$42,648	\$42,648	\$0	\$4,400
TOTAL:	\$10,662,000	\$10,662,000	\$0	\$237,852

GENERAL INFORMATION

ARCHITECT: BVH Architecture
CONTRACTOR: CM@R - MCL Construction

42nd & Y St. (New)

CASH-FLOW



COMMENTS

The project is currently in the Construction Document Phase. The Construction Manager has mobilized on site. Site fencing is complete and grading work will continue through October 2020. The construction work on the retaining walls started in October 2020. The superstructure permit from the City is anticipated to be issued at the beginning of November 2020, which will allow construction on the footings to begin right after.

SCOPE

The 42nd and U Street Middle School scope of work includes construction of a new 1000-student capacity facility.

BUDGET /COST STATUS

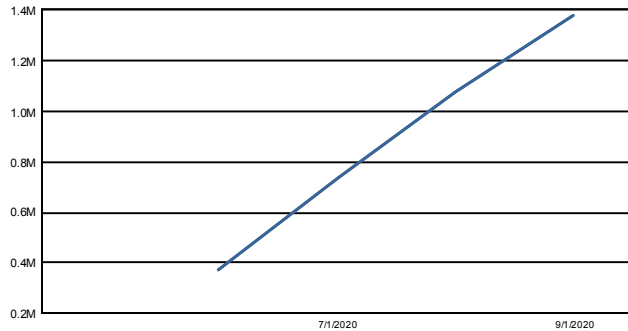
42nd & Y St. (New)	BUDGET	PROJECTED COSTS	(OVER)/UNDER	ACTUALS
Construction	\$40,225,000	\$40,225,000	\$0	\$207,074
Contingency	\$2,759,000	\$2,759,000	\$0	\$0
Design	\$2,281,000	\$2,281,000	\$0	\$612,870
FF&E	\$1,540,000	\$1,540,000	\$0	\$0
Misc.	\$140,000	\$140,000	\$0	\$56,120
TOTAL:	\$46,945,000	\$46,945,000	\$0	\$876,064

GENERAL INFORMATION

ARCHITECT: RDG Planning & Design
CONTRACTOR: CM@R - McCarthy

Benson

CASH-FLOW



COMMENTS

The project is in the closeout phase with commissioning and final controls work being finalized. The associated air balancing and controls graphics is scheduled to be complete in November 2020.

SCOPE

5120 Maple Street
Omaha, NE 68104
Phone: (402) 557-3000

The Benson High School scope of work includes capital improvement to the existing building. The plan provides for heating, ventilation and air-condition system updates along with other improvements to increase building system efficiencies.

BUDGET /COST STATUS

Benson	BUDGET	PROJECTED COSTS	(OVER)/UNDER	ACTUALS
Construction	\$7,403,796	\$7,403,796	\$0	\$7,008,130
Contingency	\$0	\$0	\$0	\$0
Design	\$678,835	\$678,835	\$0	\$558,280
FF&E	\$0	\$0	\$0	\$0
Misc.	\$99,769	\$99,769	\$0	\$76,019
TOTAL:	\$8,182,400	\$8,182,400	\$0	\$7,642,429

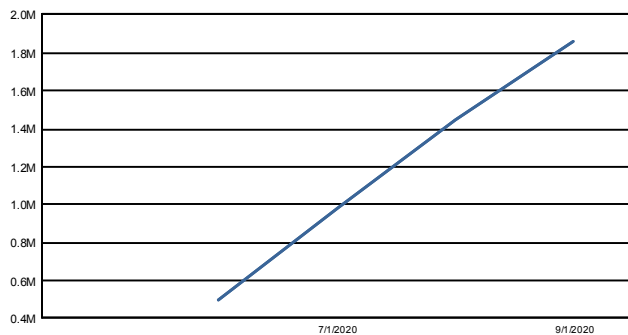
GENERAL INFORMATION

ARCHITECT: Leo A Daly

CONTRACTOR: CM@R - Hausmann

Bryan High

CASH-FLOW



COMMENTS

The project is in the closeout phase with commissioning and final controls work being finalized. The associated air balancing and controls graphics is scheduled to be complete in November 2020.

SCOPE

4700 Giles Road
Omaha, NE 68157-2699
Phone: (402) 557-3100

The Bryan High School scope of work includes capital improvement to the existing building. The plan provides for heating, ventilation and air-condition system updates along with other improvements to increase building system efficiencies.

BUDGET /COST STATUS

Bryan High	BUDGET	PROJECTED COSTS	(OVER)/UNDER	ACTUALS
Construction	\$5,060,450	\$5,060,450	\$0	\$4,949,152
Contingency	\$0	\$0	\$0	\$0
Design	\$476,694	\$476,694	\$0	\$318,400
FF&E	\$0	\$0	\$0	\$0
Misc.	\$26,856	\$26,856	\$0	\$4,270
TOTAL:	\$5,564,000	\$5,564,000	\$0	\$5,271,822

GENERAL INFORMATION

ARCHITECT: TACK Architects

CONTRACTOR: CM@R - Hausmann

Burke

CASH-FLOW

COMMENTS

SCOPE

Substantial completion was approved by the Board of Education on October 21, 2019. Project closeout documents have been submitted and transmitted to OPS.

12200 Burke Blvd.
Omaha, NE 68154
Phone: (402) 557-3200

The Burke High School scope of work includes capital improvement to the existing building. The plan provides for heating, ventilation and air-condition system updates along with other improvements to increase building system efficiencies.

BUDGET /COST STATUS

Burke	BUDGET	PROJECTED COSTS	(OVER)/UNDER	ACTUALS
Construction	\$5,012,307	\$5,012,307	\$0	\$5,116,970
Contingency	\$0	\$0	\$0	\$0
Design	\$479,336	\$479,336	\$0	\$371,673
FF&E	\$0	\$0	\$0	\$0
Misc.	\$40,819	\$40,819	\$0	\$37,639
TOTAL:	\$5,532,462	\$5,532,462	\$0	\$5,526,282

GENERAL INFORMATION

ARCHITECT: KPE Engineers

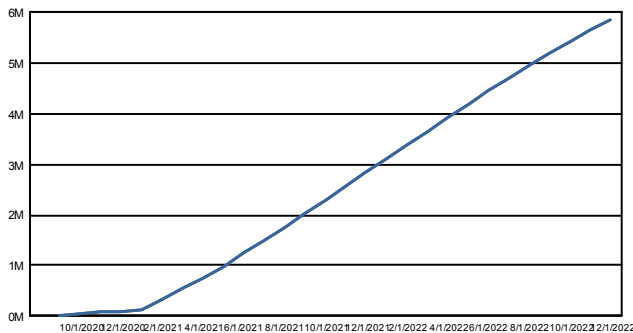
CONTRACTOR: CM@R - Weitz

Central

CASH-FLOW

COMMENTS

SCOPE



The schematic design package was approved by the Board of Education on October 5, 2020. The project is currently in the design development phase.

124 North 20th Street
Omaha, NE 68102
Phone: (402) 557-3300

The Central High School scope of work includes capital improvement to the existing building. The plan provides for heating, ventilation and air-condition system updates along with other improvements to increase building system efficiencies.

BUDGET /COST STATUS

Central	BUDGET	PROJECTED COSTS	(OVER)/UNDER	ACTUALS
Construction	\$4,894,000	\$4,894,000	\$0	\$2,811
Contingency	\$216,349	\$216,349	\$0	\$0
Design	\$738,960	\$738,960	\$0	\$28,255
FF&E	\$0	\$0	\$0	\$0
Misc.	\$23,491	\$23,491	\$0	\$0
TOTAL:	\$5,872,800	\$5,872,800	\$0	\$31,066

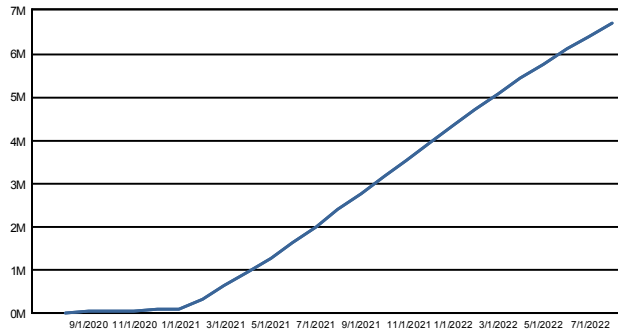
GENERAL INFORMATION

ARCHITECT: Alley Poyner Macchietto

CONTRACTOR: CM@R - The Weitz Company

North

CASH-FLOW



COMMENTS

The project is currently in the educational specifications and schematic design phase. The Construction Manager at Risk selection/award is scheduled to go to the Board of Education for approval in November 2020.

SCOPE

4410 North 36th Street
Omaha, NE 68111
Phone: (402) 557-3400

The North High School scope of work includes capital improvement to the existing building. The plan provides for heating, ventilation and air-condition system updates along with other improvements to increase building system efficiencies.

BUDGET /COST STATUS

North	BUDGET	PROJECTED COSTS	(OVER)/UNDER	ACTUALS
Construction	\$5,579,000	\$5,579,000	\$0	\$0
Contingency	\$613,690	\$613,690	\$0	\$0
Design	\$475,331	\$475,331	\$0	\$0
FF&E	\$0	\$0	\$0	\$0
Misc.	\$26,779	\$26,779	\$0	\$0
TOTAL:	\$6,694,800	\$6,694,800	\$0	\$0

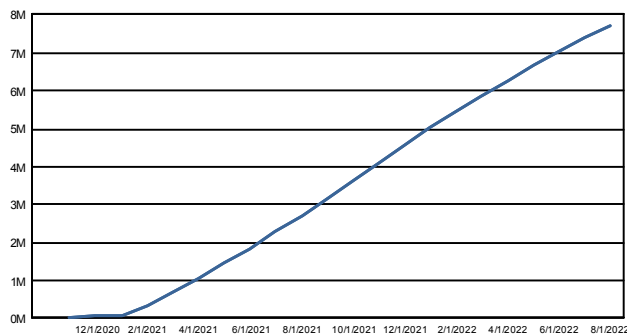
GENERAL INFORMATION

ARCHITECT: Jackson-Jackson

CONTRACTOR:

Northwest

CASH-FLOW



COMMENTS

The project is currently in the educational specifications and schematic design phase. The Construction Manager at Risk selection/award is scheduled to go to the Board of Education for approval in November 2020.

SCOPE

8204 Crown Point Avenue
Omaha, NE 68134
Phone: (402) 557-3500

The Northwest High School scope of work includes capital improvement to the existing building. The plan provides for heating, ventilation and air-condition system updates along with other improvements to increase building system efficiencies.

BUDGET /COST STATUS

Northwest	BUDGET	PROJECTED COSTS	(OVER)/UNDER	ACTUALS
Construction	\$6,446,000	\$6,446,000	\$0	\$0
Contingency	\$709,060	\$709,060	\$0	\$0
Design	\$549,199	\$549,199	\$0	\$0
FF&E	\$0	\$0	\$0	\$0
Misc.	\$30,941	\$30,941	\$0	\$0
TOTAL:	\$7,735,200	\$7,735,200	\$0	\$0

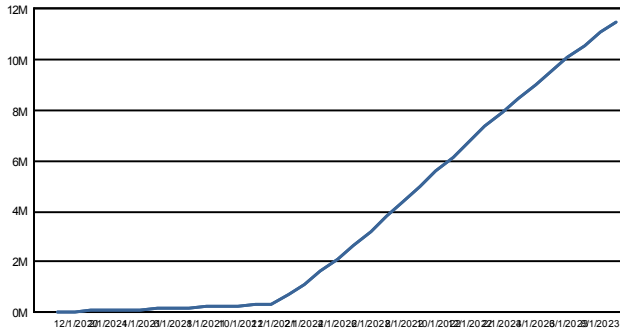
GENERAL INFORMATION

ARCHITECT: Jackson-Jackson

CONTRACTOR:

South

CASH-FLOW



COMMENTS

The Schematic Design booklet was approved by the Board of Education on October 19, 2020. The project is currently in the design development phase.

SCOPE

4519 South 24th Street
Omaha, NE 68107
Phone: (402) 557-3600

The South High School scope of work includes capital improvement to the existing building. The plan provides for heating, ventilation and air-condition system updates along with other improvements to increase building system efficiencies.

BUDGET /COST STATUS

South	BUDGET	PROJECTED COSTS	(OVER)/UNDER	ACTUALS
Construction	\$9,591,000	\$9,591,000	\$0	\$0
Contingency	\$1,055,010	\$1,055,010	\$0	\$0
Design	\$817,153	\$817,153	\$0	\$104,250
FF&E	\$0	\$0	\$0	\$0
Misc.	\$46,037	\$46,037	\$0	\$0
TOTAL:	\$11,509,200	\$11,509,200	\$0	\$104,250

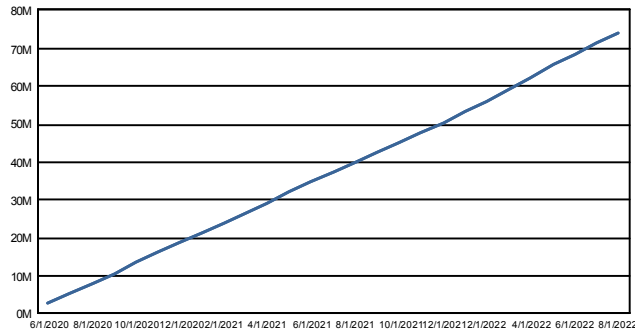
GENERAL INFORMATION

ARCHITECT: BCDM Architects

CONTRACTOR: CM@R - The Weitz Company

60th & L St. (New)

CASH-FLOW



COMMENTS

The structural steel erection work continues in the theatre and commons area and will move into the gym area. The structural masonry work is ongoing in the gym area and is schedule to be completed in November 2020. The site utilities work is under construction and is scheduled to be complete in 2020. The concrete slabs on grade for the kitchen and mechanical room is ongoing. Site grading is nearing completion with the rough grade for the baseball field, softball field, and the track area. Site paving on the east side will continue in November 2020. Priority wall framing continues in the west and east academic wings. Mechanical, electrical, and plumbing rough-in work continues in the west and east academic wings. Drywall will start in November 2020 on the 3rd floor west academic wing. Exterior metal framing and sheathing is nearing completion at the east academic wing. Windows have started to be installed on the 3rd floor of the academic wing. Roofing work at the academic wing will be substantially complete in October 2020. Brick installation on the west academic wing is scheduled to start in November 2020.

SCOPE

The 60th and L Street High School scope of work includes construction of a new 1500-student capacity facility.

BUDGET /COST STATUS

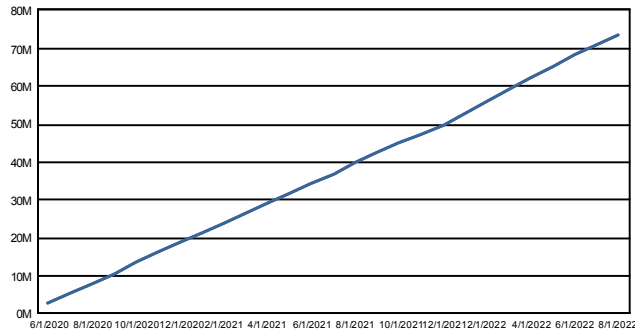
60th & L St. (New)	BUDGET	PROJECTED COSTS	(OVER)/UNDER	ACTUALS
Construction	\$79,104,921	\$79,104,921	\$0	\$26,042,144
Contingency	\$2,481,722	\$2,481,722	\$0	\$0
Design	\$5,194,879	\$5,194,879	\$0	\$4,018,972
FF&E	\$3,014,923	\$3,014,923	\$0	\$0
Misc.	\$662,086	\$662,086	\$0	\$345,331
TOTAL:	\$90,458,531	\$90,458,531	\$0	\$30,406,447

GENERAL INFORMATION

ARCHITECT: DLR Group
CONTRACTOR: CM@R - McCarthy

156th & Ida St. (New)

CASH-FLOW



COMMENTS

Structural masonry has been completed. Structural steel has been installed in the YMCA and kitchen area. The site utilities work is under construction and is scheduled to be complete in 2020. The exterior metal framing and sheathing at the west academic wing was completed in October 2020. Exterior framing and sheathing continues at the administration and music areas. Roofing at the center academic wing continues and so does the fireproofing for the east academic wing. Brick installation for the theatre area has been completed. Mechanical, electrical, and plumbing rough-ins continue in the west and east academic wings. Priority wall framing of the classrooms on the west and east academic wings is completed. Windows in the west and east academic wings are installed. Drywall of the classrooms in the west academic wing has started. Painting of the drywall in the west academic wing is scheduled to start in December 2020. The storefront and curtain walls are scheduled to start installation in the academic wings in November 2020. East concrete parking lots have been poured. The north concrete drive started pouring in October 2020 and will continue through November 2020. The footings were completed for the masonry outbuildings and the masonry walls are scheduled to be complete in November 2020.

SCOPE

The 156th and Ida Street High School scope of work includes construction of a new 1500-student capacity facility. Additional square footage has been added to the plan to accommodate a partnership with the YMCA of Greater Omaha (YMCA). Through this partnership, OPS would contribute space for a cycling studio, child watch and YMCA offices, needed by the YMCA for their programs. The YMCA would contribute funds to support the construction of an aquatics center, consisting of a 6 swim lane pool with spectator seating and leisure pool area. The YMCA and OPS would share access to the Auxiliary Gym, Wrestling/Multi-Purpose Room, Weight/Fitness Room, Dance Aerobics/Multi-Purpose Room, Community Room. The shared Weight/Fitness Room and Dance Aerobics/Multi-Purpose Room would increase in size to align with the YMCA programs and equipment needs.

BUDGET /COST STATUS

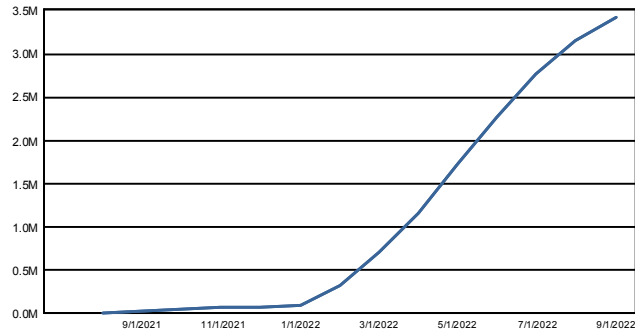
156th & Ida St. (New)	BUDGET	PROJECTED COSTS	(OVER)/UNDER	ACTUALS
Construction	\$77,242,045	\$77,242,045	\$0	\$20,546,407
Contingency	\$2,014,998	\$2,014,998	\$0	\$0
Design	\$5,717,772	\$5,717,772	\$0	\$4,726,791
FF&E	\$3,003,517	\$3,003,517	\$0	\$0
Misc.	\$582,228	\$582,228	\$0	\$254,131
TOTAL:	\$88,560,560	\$88,560,560	\$0	\$25,527,329

GENERAL INFORMATION

ARCHITECT: BCDM Architects
CONTRACTOR: CM@R - Sampson

Blackburn

CASH-FLOW



COMMENTS

The Design Firm selection/award was approved by the Board of Education on October 5, 2020.

SCOPE

2606 Hamilton Street
Omaha, NE 68131
Phone: (402) 344-3385

The Blackburn Alternative School scope of work includes capital improvement to the existing building. The plan provides for heating, ventilation and air-condition system updates along with other improvements to increase building system efficiencies.

BUDGET /COST STATUS

Blackburn	BUDGET	PROJECTED COSTS	(OVER)/UNDER	ACTUALS
Construction	\$2,841,000	\$2,841,000	\$0	\$0
Contingency	\$312,510	\$312,510	\$0	\$0
Design	\$242,053	\$242,053	\$0	\$0
FF&E	\$0	\$0	\$0	\$0
Misc.	\$13,637	\$13,637	\$0	\$0
TOTAL:	\$3,409,200	\$3,409,200	\$0	\$0

GENERAL INFORMATION

ARCHITECT: KPE Engineers

CONTRACTOR:

Transition Program

CASH-FLOW

COMMENTS

SCOPE

The construction work is complete and the closeout documentation is being finalized. Substantial completion was approved by the Board of Education on October 21, 2019.

The Transition program scope of work includes the capital to complete tenant improvement work needed to accommodate the relocation of the transition program from the Paralyzed Veterans of America location as well as the relocation of the transition program from the Career Center.

BUDGET /COST STATUS

Transition Program	BUDGET	PROJECTED COSTS	(OVER)/UNDER	ACTUALS
Construction	\$2,089,176	\$2,089,176	\$0	\$2,084,225
Contingency	\$0	\$0	\$0	\$0
Design	\$154,548	\$154,548	\$0	\$154,548
FF&E	\$61,520	\$61,520	\$0	\$61,520
Misc.	\$1,151	\$1,151	\$0	\$1,151
TOTAL:	\$2,306,394	\$2,306,394	\$0	\$2,301,443

GENERAL INFORMATION

ARCHITECT: BVH Architecture

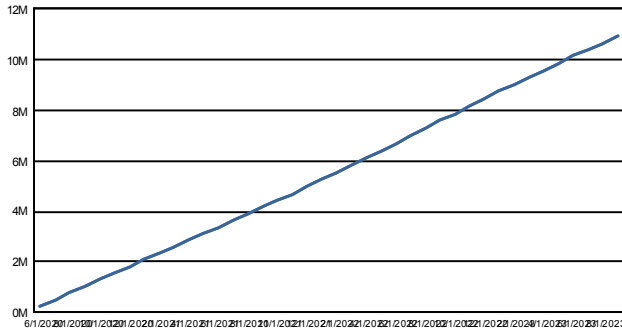
CONTRACTOR: Midwest DCM

Program Mgmt. & Admin.

CASH-FLOW

COMMENTS

SCOPE



Program Management and Administration is for the general bond program construction management and administration services.

BUDGET /COST STATUS

GENERAL INFORMATION

Program Mgmt. & Admin.	BUDGET	PROJECTED COSTS	(OVER)/UNDER	ACTUALS
Contingency	\$443,676	\$443,676	\$0	\$0
FF&E	\$150,000	\$150,000	\$0	\$0
Misc.	\$15,146,324	\$15,146,324	\$0	\$5,773,020
TOTAL:	\$15,740,000	\$15,740,000	\$0	\$5,773,020

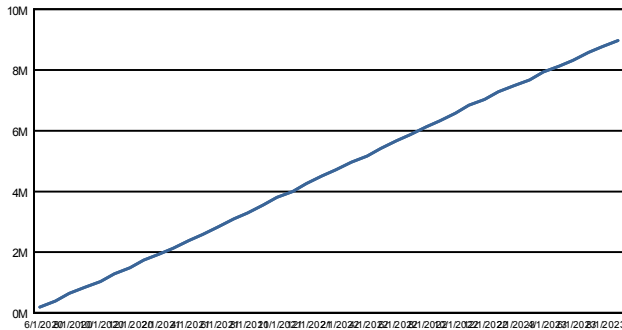
ARCHITECT: N/A
CONTRACTOR: Jacobs

Program - Contingency

CASH-FLOW

COMMENTS

SCOPE



Program Non-Spend Contingency is for the general bond program general contingency budget allocations; testing, inspection, and commissioning budget allocations; hazardous materials remediation budget allocations.

BUDGET /COST STATUS

GENERAL INFORMATION

Program - Contingency	BUDGET	PROJECTED COSTS	(OVER)/UNDER	ACTUALS
Contingency	\$6,000,604	\$6,000,604	\$0	\$0
TOTAL:	\$6,000,604	\$6,000,604	\$0	\$0

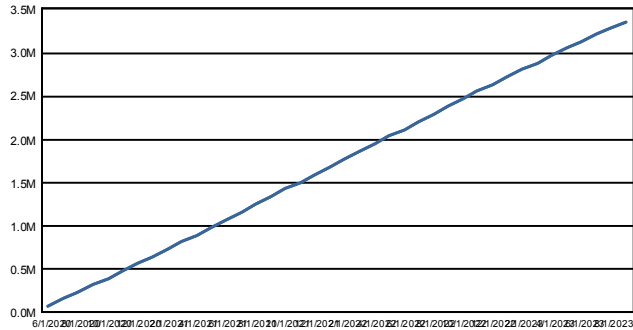
ARCHITECT: N/A
CONTRACTOR: N/A

Program - Hazardous Mtrls./Remediation

CASH-FLOW

COMMENTS

SCOPE



Program Non-Spend Contingency is for the general bond program general contingency budget allocations; testing, inspection, and commissioning budget allocations; hazardous materials remediation budget allocations.

BUDGET /COST STATUS

GENERAL INFORMATION

Program - Hazardous Mtrls./Remediation	BUDGET	PROJECTED COSTS	(OVER)/UNDER	ACTUALS
Misc.	\$3,312,600	\$3,312,600	\$0	\$0
TOTAL:	\$3,312,600	\$3,312,600	\$0	\$0

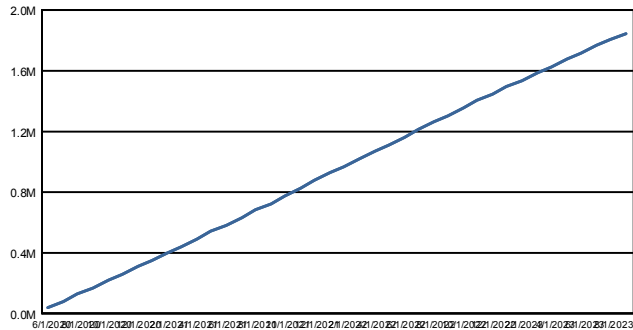
ARCHITECT: N/A
CONTRACTOR: N/A

Program - Test, Inspect, & Commish

CASH-FLOW

COMMENTS

SCOPE



Program Non-Spend Contingency is for the general bond program general contingency budget allocations; testing, inspection, and commissioning budget allocations; hazardous materials remediation budget allocations.

BUDGET /COST STATUS

GENERAL INFORMATION

Program - Test, Inspect, & Commish	BUDGET	PROJECTED COSTS	(OVER)/UNDER	ACTUALS
Misc.	\$1,822,874	\$1,822,874	\$0	\$0
TOTAL:	\$1,822,874	\$1,822,874	\$0	\$0

ARCHITECT: N/A
CONTRACTOR: N/A



2018 Bond Program - Summary By Category

Report Date 10/28/2020

Economic Inclusion Plan & Commitment Monitoring Report

The 15% EI Plan Goal is an overall Bond Program Goal which is applied to all account codes except Land Acquisition and Builders' Risk Insurance

Category	CONTRACT COMMITMENTS					EXPENDITURES				
	A Total Contract Amount (\$)	B Tier #1 Contract Commitment (\$)	C Tier #2 Contract Commitment (\$)	D=B+C Tier #1 & #2 Contract Commitment (\$)	E=D/A Tier #1 & #2 % of Contract Amount	F Tier #1 ETD (\$) Amount	G=F/B Tier #1 ETD % Contract Commitment (\$)	H Tier #2 ETD (\$) Amount	I=H/C Tier #2 ETD % Contract Commitment (\$)	J=(F+H)/A Tier #1 & #2 ETD % of Overall Contract
Architect/Engineer:	\$23,802,110	\$377,066	\$1,455,692	\$1,832,758	7.70%	\$272,166	72.18%	\$452,447	31.08%	3.04%
Construction:	\$246,336,133	\$5,466,884	\$9,214,525	\$14,681,409	5.96%	\$2,648,372	48.44%	\$4,345,198	47.16%	2.84%
Owner Administration:	\$500,796	\$0	\$312,240	\$312,240	62.35%	\$0	0.00%	\$0	0.00%	0.00%
Printing & Advertisement:	\$69,115	\$5,864	\$0	\$5,864	8.48%	\$5,864	100.00%	\$0	0.00%	8.48%
Program Mgmt & Admin:	\$13,555,945	\$0	\$0	\$0	0.00%	\$0	0.00%	\$0	0.00%	0.00%
Temp Housing, Utilities, Moves:	\$157,965	\$6,938	\$24,619	\$31,557	19.98%	\$6,938	100.00%	\$24,379	99.03%	19.83%
Testing, Inspection, Geotechnical:	\$2,661,360	\$1,041,495	\$266,005	\$1,307,500	49.13%	\$296,365	28.46%	\$73,457	27.61%	13.90%
Grand Total	\$287,083,424	\$6,898,247	\$11,273,080	\$18,171,327	6.33%	\$3,229,705	46.82%	\$4,895,480	43.43%	2.83%



2018 Bond Program

Report Date 10/28/2020

Economic Inclusion Plan & Commitment Monitoring Report

The 15% EI Plan Goal is an overall Bond Program Goal which is applied to all account codes except Land Acquisition and Builders' Risk Insurance

Bid Package	Vendor	A Total Contract Amount (\$)	CONTRACT COMMITMENTS				EXPENDITURES				
			B Tier #1 Contract Commitment (\$)	C Tier #2 Contract Commitment (\$)	D=B+C Tier #1 & #2 Contract Commitment (\$)	E=D/A Tier #1 & #2 % of Contract Amount	F Tier #1 ETD (\$ Amount)	G=F/B Tier #1 ETD % Contract Commitment (\$)	H Tier #2 ETD (\$ Amount)	I=H/C Tier #2 ETD % Contract Commitment (\$)	J=(F+H)/A Tier #1 & #2 ETD % of Overall Contract
Architect/Engineer											
Catlin Elementary	The Schemmer Associates Inc.	\$137,415	\$9,619	\$0	\$9,619	7.00%	\$16,511	171.65%	\$0	0.00%	12.02%
Conestoga Elementary	The Schemmer Associates Inc.	\$174,145	\$12,190	\$0	\$12,190	7.00%	\$16,511	135.45%	\$0	0.00%	9.48%
King Elementary	The Schemmer Associates Inc.	\$202,189	\$1,553	\$0	\$1,553	0.77%	\$1,553	100.00%	\$0	0.00%	0.77%
Benson High	Leo A. Daly	\$589,025	\$4,103	\$0	\$4,103	0.70%	\$0	0.00%	\$0	0.00%	0.00%
Bryan High	TACK Architects	\$398,000	\$0	\$0	\$0	0.00%	\$0	0.00%	\$2,282	0.00%	0.57%
Burke High	KPE Consulting Engineers	\$371,673	\$5,000	\$0	\$5,000	1.35%	\$33,750	675.00%	\$0	0.00%	9.08%
New ES 1000 N Ft Crook Rd.	Kenneth Hahn Architects	\$1,213,538	\$0	\$130,680	\$130,680	10.77%	\$0	0.00%	\$107,755	82.46%	8.88%
New HS 60th & L St.	DLR Group	\$5,177,210	\$161,000	\$195,500	\$356,500	6.89%	\$142,084	88.25%	\$95,603	48.90%	4.59%
New HS 60th & L St.	DVS Security	\$17,669	\$0	\$0	\$0	0.00%	\$0	0.00%	\$0	0.00%	0.00%
New HS 156th & Ida St.	BCDM Architects	\$5,700,103	\$0	\$322,000	\$322,000	5.65%	\$0	0.00%	\$172,674	53.63%	3.03%
New HS 156th & Ida St.	DVS Security	\$17,669	\$0	\$0	\$0	0.00%	\$0	0.00%	\$0	0.00%	0.00%
Transition Program	Bahr Varmeer Haecker Architects	\$154,548	\$0	\$5,406	\$5,406	3.50%	\$0	0.00%	\$4,120	76.21%	2.67%
Pinewood Elementary	Alley-Poyner Macchietto Architecture	\$424,180	\$28,361	\$2,884	\$31,245	7.37%	\$26,616	93.85%	\$1,980	68.65%	6.74%
Edison Elementary	Jackson-Jackson & Associates, Inc.	\$279,530	\$0	\$0	\$0	0.00%	\$0	0.00%	\$0	0.00%	0.00%
Highland Elementary	Leo A. Daly	\$364,191	\$16,900	\$87,880	\$104,780	28.77%	\$6,300	37.28%	\$56,221	63.97%	17.17%
Masters Elementary	Jackson-Jackson & Associates, Inc.	\$177,870	\$0	\$0	\$0	0.00%	\$0	0.00%	\$0	0.00%	0.00%



2018 Bond Program

Report Date 10/28/2020

Economic Inclusion Plan & Commitment Monitoring Report

The 15% EI Plan Goal is an overall Bond Program Goal which is applied to all account codes except Land Acquisition and Builders' Risk Insurance

Bid Package	Vendor	A Total Contract Amount (\$)	CONTRACT COMMITMENTS				EXPENDITURES				
			B Tier #1 Contract Commitment (\$)	C Tier #2 Contract Commitment (\$)	D=B+C Tier #1 & #2 Contract Commitment (\$)	E=D/A Tier #1 & #2 % of Contract Amount	F Tier #1 ETD (\$ Amount)	G=F/B Tier #1 ETD % Contract Commitment (\$)	H Tier #2 ETD (\$ Amount)	I=H/C Tier #2 ETD % Contract Commitment (\$)	J=(F+H)/A Tier #1 & #2 ETD % of Overall Contract
Architect/Engineer											
Spring Lake Elementary	The Schemmer Associates Inc.	\$551,794	\$33,200	\$29,050	\$62,250	11.28%	\$0	0.00%	\$0	0.00%	0.00%
Lewis & Clark Middle	Alley-Poyner Macchietto Architecture	\$867,000	\$25,410	\$50,820	\$76,230	8.79%	\$24,738	97.36%	\$11,813	23.24%	4.22%
Central High	Alley-Poyner Macchietto Architecture	\$735,000	\$0	\$72,250	\$72,250	9.83%	\$0	0.00%	\$0	0.00%	0.00%
New MS 42nd & Y St.	RDG	\$2,281,000	\$67,830	\$90,440	\$158,270	6.94%	\$0	0.00%	\$0	0.00%	0.00%
New ES 10th & Pine St.	Jackson-Jackson & Associates, Inc.	\$1,172,720	\$0	\$132,863	\$132,863	11.33%	\$0	0.00%	\$0	0.00%	0.00%
Adams Elementary	KPE Consulting Engineers	\$113,000	\$3,850	\$7,150	\$11,000	9.73%	\$0	0.00%	\$0	0.00%	0.00%
Northwest High	Jackson-Jackson & Associates, Inc.	\$507,788	\$0	\$91,735	\$91,735	18.07%	\$0	0.00%	\$0	0.00%	0.00%
Morton Middle	Bahr Varmeer Haecker Architects	\$786,675	\$0	\$47,469	\$47,469	6.03%	\$0	0.00%	\$0	0.00%	0.00%
North High	Jackson-Jackson & Associates, Inc.	\$440,178	\$0	\$79,400	\$79,400	18.04%	\$0	0.00%	\$0	0.00%	0.00%
Blackburn School	KPE Consulting Engineers	\$233,000	\$8,050	\$14,950	\$23,000	9.87%	\$0	0.00%	\$0	0.00%	0.00%
South High	BCDM Architects	\$715,000	\$0	\$95,215	\$95,215	13.32%	\$0	0.00%	\$0	0.00%	0.00%
Total For Architect/Engineer:		\$23,802,110	\$377,066	\$1,455,692	\$1,832,758	7.70%	\$272,166	72.18%	\$452,447	31.08%	3.04%
Construction											
Catlin Elementary	American Boiler Company	\$13,101	\$0	\$0	\$0	0.00%	\$0	0.00%	\$0	0.00%	0.00%
Catlin Elementary	Boyd Jones Construction	\$2,123,959	\$0	\$40,275	\$40,275	1.90%	\$0	0.00%	\$36,086	89.60%	1.70%
Catlin Elementary	Buller Fixture Company	\$30,750	\$0	\$0	\$0	0.00%	\$0	0.00%	\$0	0.00%	0.00%



2018 Bond Program

Report Date 10/28/2020

Economic Inclusion Plan & Commitment Monitoring Report

The 15% EI Plan Goal is an overall Bond Program Goal which is applied to all account codes except Land Acquisition and Builders' Risk Insurance

Bid Package	Vendor	A Total Contract Amount (\$)	CONTRACT COMMITMENTS				EXPENDITURES				
			B Tier #1 Contract Commitment (\$)	C Tier #2 Contract Commitment (\$)	D=B+C Tier #1 & #2 Contract Commitment (\$)	E=D/A Tier #1 & #2 % of Contract Amount	F Tier #1 ETD (\$ Amount)	G=F/B Tier #1 ETD % Contract Commitment (\$)	H Tier #2 ETD (\$ Amount)	I=H/C Tier #2 ETD % Contract Commitment (\$)	J=(F+H)/A Tier #1 & #2 ETD % of Overall Contract
Construction											
Catlin Elementary	Harold K. Scholz, Co.	\$800	\$0	\$0	\$0	0.00%	\$0	0.00%	\$0	0.00%	0.00%
Catlin Elementary	Jamco Abatement Services	\$12,200	\$0	\$12,200	\$12,200	100.00%	\$0	0.00%	\$12,200	100.00%	100.00%
Catlin Elementary	Jesse L Gibson	\$2,140	\$0	\$2,140	\$2,140	100.00%	\$0	0.00%	\$2,140	100.00%	100.00%
Catlin Elementary	Prime Communications Inc.	\$1,389	\$0	\$0	\$0	0.00%	\$0	0.00%	\$0	0.00%	0.00%
Catlin Elementary	Security Equipment, Inc.	\$1,834	\$0	\$0	\$0	0.00%	\$0	0.00%	\$0	0.00%	0.00%
Conestoga Elementary	Allegiance Restortation, LLC	\$3,000	\$0	\$0	\$0	0.00%	\$0	0.00%	\$0	0.00%	0.00%
Conestoga Elementary	Boyd Jones Construction	\$2,171,217	\$0	\$47,790	\$47,790	2.20%	\$0	0.00%	\$45,018	94.20%	2.07%
Conestoga Elementary	Buller Fixture Company	\$30,750	\$0	\$0	\$0	0.00%	\$0	0.00%	\$0	0.00%	0.00%
Conestoga Elementary	Electronic Sound Inc	\$4,290	\$0	\$0	\$0	0.00%	\$0	0.00%	\$0	0.00%	0.00%
Conestoga Elementary	Electronic Sound Inc	\$6,300	\$0	\$0	\$0	0.00%	\$0	0.00%	\$0	0.00%	0.00%
Conestoga Elementary	Jamco Abatement Services	\$9,792	\$0	\$9,792	\$9,792	100.00%	\$0	0.00%	\$9,792	100.00%	100.00%
Conestoga Elementary	Mechanical Systems, Inc.	\$328	\$0	\$0	\$0	0.00%	\$0	0.00%	\$0	0.00%	0.00%
Conestoga Elementary	Mustang Electric Inc.	\$1,500	\$0	\$1,500	\$1,500	100.00%	\$0	0.00%	\$1,500	100.00%	100.00%
Conestoga Elementary	Prime Communications Inc.	\$2,084	\$0	\$0	\$0	0.00%	\$0	0.00%	\$0	0.00%	0.00%
Conestoga Elementary	Security Equipment, Inc.	\$6,473	\$0	\$0	\$0	0.00%	\$0	0.00%	\$0	0.00%	0.00%
Conestoga Elementary	Security Equipment, Inc.	\$2,951	\$0	\$0	\$0	0.00%	\$0	0.00%	\$0	0.00%	0.00%
King Elementary	A United Automatic Doors & Glass	\$6,782	\$0	\$0	\$0	0.00%	\$0	0.00%	\$0	0.00%	0.00%



2018 Bond Program

Report Date 10/28/2020

Economic Inclusion Plan & Commitment Monitoring Report

The 15% EI Plan Goal is an overall Bond Program Goal which is applied to all account codes except Land Acquisition and Builders' Risk Insurance

Bid Package	Vendor	A Total Contract Amount (\$)	CONTRACT COMMITMENTS				EXPENDITURES				
			B Tier #1 Contract Commitment (\$)	C Tier #2 Contract Commitment (\$)	D=B+C Tier #1 & #2 Contract Commitment (\$)	E=D/A Tier #1 & #2 % of Contract Amount	F Tier #1 ETD (\$ Amount)	G=F/B Tier #1 ETD % Contract Commitment (\$)	H Tier #2 ETD (\$ Amount)	I=H/C Tier #2 ETD % Contract Commitment (\$)	J=(F+H)/A Tier #1 & #2 ETD % of Overall Contract
Construction											
King Elementary	Elkhorn West Construction, Inc.	\$3,497,311	\$95,650	\$28,500	\$124,150	3.55%	\$84,616	88.46%	\$31,000	108.77%	3.31%
King Elementary	Fisher Fixture Company	\$31,768	\$0	\$0	\$0	0.00%	\$0	0.00%	\$0	0.00%	0.00%
King Elementary	Grunwald Mechanical Contractors	\$510	\$0	\$0	\$0	0.00%	\$0	0.00%	\$0	0.00%	0.00%
King Elementary	Haddock Education Technologies	\$1,229	\$0	\$0	\$0	0.00%	\$0	0.00%	\$0	0.00%	0.00%
King Elementary	Hillyard	\$7,865	\$0	\$0	\$0	0.00%	\$0	0.00%	\$0	0.00%	0.00%
King Elementary	Jamco Abatement Services	\$32,125	\$0	\$32,125	\$32,125	100.00%	\$0	0.00%	\$32,125	100.00%	100.00%
King Elementary	Mechanical Systems, Inc.	\$835	\$0	\$0	\$0	0.00%	\$0	0.00%	\$0	0.00%	0.00%
King Elementary	Mechanical Systems, Inc.	\$69,750	\$0	\$0	\$0	0.00%	\$0	0.00%	\$0	0.00%	0.00%
King Elementary	Miller Electric Company	\$11,058	\$0	\$0	\$0	0.00%	\$0	0.00%	\$0	0.00%	0.00%
King Elementary	Miller Electric Company	\$1,069	\$0	\$0	\$0	0.00%	\$0	0.00%	\$0	0.00%	0.00%
King Elementary	Omaha Stage Equipment Inc.	\$3,234	\$0	\$0	\$0	0.00%	\$0	0.00%	\$0	0.00%	0.00%
King Elementary	Prime Communications Inc.	\$403	\$0	\$0	\$0	0.00%	\$0	0.00%	\$0	0.00%	0.00%
King Elementary	Ready To Kool	\$2,155	\$0	\$0	\$0	0.00%	\$0	0.00%	\$0	0.00%	0.00%
Benson High	Hausmann Construction, Inc.	\$7,353,742	\$357,648	\$73,138	\$430,786	5.86%	\$357,573	99.98%	\$61,866	84.59%	5.70%
Benson High	Heartland Scenic Studio	\$1,500	\$0	\$0	\$0	0.00%	\$0	0.00%	\$0	0.00%	0.00%
Benson High	Jamco Abatement Services	\$37,690	\$0	\$37,690	\$37,690	100.00%	\$0	0.00%	\$37,690	100.00%	100.00%



2018 Bond Program

Report Date 10/28/2020

Economic Inclusion Plan & Commitment Monitoring Report

The 15% EI Plan Goal is an overall Bond Program Goal which is applied to all account codes except Land Acquisition and Builders' Risk Insurance

Bid Package	Vendor	A Total Contract Amount (\$)	CONTRACT COMMITMENTS				EXPENDITURES				
			B Tier #1 Contract Commitment (\$)	C Tier #2 Contract Commitment (\$)	D=B+C Tier #1 & #2 Contract Commitment (\$)	E=D/A Tier #1 & #2 % of Contract Amount	F Tier #1 ETD (\$ Amount)	G=F/B Tier #1 ETD % Contract Commitment (\$)	H Tier #2 ETD (\$ Amount)	I=H/C Tier #2 ETD % Contract Commitment (\$)	J=(F+H)/A Tier #1 & #2 ETD % of Overall Contract
Construction											
Benson High	Johnson Hardware Company	\$364	\$0	\$0	\$0	0.00%	\$0	0.00%	\$0	0.00%	0.00%
Bryan High	Hausmann Construction, Inc.	\$5,035,875	\$0	\$62,500	\$62,500	1.24%	\$0	0.00%	\$0	0.00%	0.00%
Bryan High	Heartland Scenic Studio	\$1,500	\$0	\$0	\$0	0.00%	\$0	0.00%	\$0	0.00%	0.00%
Bryan High	Jamco Abatement Services	\$1,350	\$0	\$1,350	\$1,350	100.00%	\$0	0.00%	\$1,350	100.00%	100.00%
Burke High	Heartland Scenic Studio	\$1,500	\$0	\$0	\$0	0.00%	\$0	0.00%	\$0	0.00%	0.00%
Burke High	Jamco Abatement Services	\$7,819	\$0	\$7,819	\$7,819	100.00%	\$0	0.00%	\$7,819	100.00%	100.00%
Burke High	Johnson Hardware Company	\$5,406	\$0	\$0	\$0	0.00%	\$0	0.00%	\$0	0.00%	0.00%
Burke High	Johnson Hardware Company	\$252	\$0	\$0	\$0	0.00%	\$0	0.00%	\$0	0.00%	0.00%
Burke High	Mechanical Systems, Inc.	\$21,195	\$0	\$0	\$0	0.00%	\$0	0.00%	\$0	0.00%	0.00%
Burke High	Prime Communications Inc.	\$43,578	\$0	\$0	\$0	0.00%	\$0	0.00%	\$0	0.00%	0.00%
Burke High	SunCo	\$107	\$0	\$0	\$0	0.00%	\$0	0.00%	\$0	0.00%	0.00%
Burke High	The Weitz Company	\$4,742,424	\$0	\$831,107	\$831,107	17.52%	\$0	0.00%	\$838,656	100.91%	17.68%
Burke High	Trane	\$181,075	\$0	\$0	\$0	0.00%	\$0	0.00%	\$0	0.00%	0.00%
Burke High	Trane	\$4,270	\$0	\$0	\$0	0.00%	\$0	0.00%	\$0	0.00%	0.00%
Burke High	Tred-Mark Communications	\$11,116	\$0	\$0	\$0	0.00%	\$0	0.00%	\$0	0.00%	0.00%
New ES 1000 N Ft Crook Rd.	City of Bellevue	\$64,519	\$0	\$0	\$0	0.00%	\$0	0.00%	\$0	0.00%	0.00%
New ES 1000 N Ft Crook Rd.	Cox Contracting Co.	\$813,210	\$0	\$756,000	\$756,000	92.96%	\$0	0.00%	\$813,211	107.57%	100.00%



2018 Bond Program

Report Date 10/28/2020

Economic Inclusion Plan & Commitment Monitoring Report

The 15% EI Plan Goal is an overall Bond Program Goal which is applied to all account codes except Land Acquisition and Builders' Risk Insurance

Bid Package	Vendor	A Total Contract Amount (\$)	CONTRACT COMMITMENTS				EXPENDITURES				
			B Tier #1 Contract Commitment (\$)	C Tier #2 Contract Commitment (\$)	D=B+C Tier #1 & #2 Contract Commitment (\$)	E=D/A Tier #1 & #2 % of Contract Amount	F Tier #1 ETD (\$ Amount)	G=F/B Tier #1 ETD % Contract Commitment (\$)	H Tier #2 ETD (\$ Amount)	I=H/C Tier #2 ETD % Contract Commitment (\$)	J=(F+H)/A Tier #1 & #2 ETD % of Overall Contract
Construction											
New ES 1000 N Ft Crook Rd.	Cox Contracting Co.	\$600	\$0	\$600	\$600	100.00%	\$0	0.00%	\$600	100.00%	100.00%
New ES 1000 N Ft Crook Rd.	Hausmann Construction, Inc.	\$17,200,000	\$0	\$912,038	\$912,038	5.30%	\$0	0.00%	\$696,082	76.32%	4.05%
New ES 1000 N Ft Crook Rd.	J&R Mechanical, Inc.	\$42,123	\$0	\$0	\$0	0.00%	\$0	0.00%	\$0	0.00%	0.00%
New ES 1000 N Ft Crook Rd.	Jamco Abatement Services	\$103,673	\$0	\$103,673	\$103,673	100.00%	\$0	0.00%	\$103,673	100.00%	100.00%
New ES 1000 N Ft Crook Rd.	Outback Fence Co.	\$28,375	\$0	\$0	\$0	0.00%	\$0	0.00%	\$0	0.00%	0.00%
New HS 60th & L St.	Bockmann Inc	\$870,000	\$0	\$0	\$0	0.00%	\$0	0.00%	\$0	0.00%	0.00%
New HS 60th & L St.	City of Omaha Public Works	\$117,661	\$0	\$0	\$0	0.00%	\$0	0.00%	\$0	0.00%	0.00%
New HS 60th & L St.	Jamco Abatement Services	\$20,700	\$0	\$20,700	\$20,700	100.00%	\$0	0.00%	\$20,700	100.00%	100.00%
New HS 60th & L St.	McCarthy Building Companies, Inc.	\$76,051,848	\$4,541,266	\$319,150	\$4,860,416	6.39%	\$2,171,258	47.81%	\$211,525	66.28%	3.13%
New HS 156th & Ida St.	City of Omaha Planning	\$438,640	\$0	\$0	\$0	0.00%	\$0	0.00%	\$0	0.00%	0.00%
New HS 156th & Ida St.	Metropolitan Utilities District	\$140,000	\$0	\$0	\$0	0.00%	\$0	0.00%	\$0	0.00%	0.00%
New HS 156th & Ida St.	Sampson Construction	\$75,528,140	\$364,043	\$3,824,794	\$4,188,837	5.55%	\$0	0.00%	\$221,559	5.79%	0.29%
Transition Program	A United Automatic Doors & Glass	\$5,265	\$0	\$0	\$0	0.00%	\$0	0.00%	\$0	0.00%	0.00%
Transition Program	Allegiance Restoration, LLC	\$9,426	\$0	\$0	\$0	0.00%	\$0	0.00%	\$0	0.00%	0.00%
Transition Program	Binyard Specialty Cleaning	\$1,176	\$1,176	\$0	\$1,176	100.00%	\$1,176	100.00%	\$0	0.00%	100.00%
Transition Program	GovConnection, Inc.	\$1,498	\$0	\$0	\$0	0.00%	\$0	0.00%	\$0	0.00%	0.00%



2018 Bond Program

Report Date 10/28/2020

Economic Inclusion Plan & Commitment Monitoring Report

The 15% EI Plan Goal is an overall Bond Program Goal which is applied to all account codes except Land Acquisition and Builders' Risk Insurance

Bid Package	Vendor	A Total Contract Amount (\$)	CONTRACT COMMITMENTS				EXPENDITURES				
			B Tier #1 Contract Commitment (\$)	C Tier #2 Contract Commitment (\$)	D=B+C Tier #1 & #2 Contract Commitment (\$)	E=D/A Tier #1 & #2 % of Contract Amount	F Tier #1 ETD (\$ Amount)	G=F/B Tier #1 ETD % Contract Commitment (\$)	H Tier #2 ETD (\$ Amount)	I=H/C Tier #2 ETD % Contract Commitment (\$)	J=(F+H)/A Tier #1 & #2 ETD % of Overall Contract
Construction											
Transition Program	Hillyard	\$7,554	\$0	\$0	\$0	0.00%	\$0	0.00%	\$0	0.00%	0.00%
Transition Program	KE Flex Contracting	\$1,690	\$0	\$0	\$0	0.00%	\$0	0.00%	\$0	0.00%	0.00%
Transition Program	Midwest DCM	\$2,042,526	\$0	\$0	\$0	0.00%	\$0	0.00%	\$0	0.00%	0.00%
Transition Program	Nebraska Furniture Mart	\$1,824	\$0	\$0	\$0	0.00%	\$0	0.00%	\$0	0.00%	0.00%
Transition Program	Nebraska Furniture Mart	\$3,197	\$0	\$0	\$0	0.00%	\$0	0.00%	\$0	0.00%	0.00%
Transition Program	Prime Communications Inc.	\$4,718	\$0	\$0	\$0	0.00%	\$0	0.00%	\$0	0.00%	0.00%
Transition Program	Security Equipment, Inc.	\$4,951	\$0	\$0	\$0	0.00%	\$0	0.00%	\$0	0.00%	0.00%
Transition Program	Sirius Computer Solutions	\$61,520	\$0	\$0	\$0	0.00%	\$0	0.00%	\$0	0.00%	0.00%
Transition Program	Sirius Computer Solutions	\$1,725	\$0	\$0	\$0	0.00%	\$0	0.00%	\$0	0.00%	0.00%
Pinewood Elementary	All Makes Office Equipment Co	\$16,638	\$0	\$0	\$0	0.00%	\$0	0.00%	\$0	0.00%	0.00%
Pinewood Elementary	Christopherson Plumbing, LLC	\$3,520	\$0	\$3,520	\$3,520	100.00%	\$0	0.00%	\$3,520	100.00%	100.00%
Pinewood Elementary	Future Construction Specialties	\$8,322	\$8,322	\$0	\$8,322	100.00%	\$8,322	100.00%	\$0	0.00%	100.00%
Pinewood Elementary	Jamco Abatement Services	\$15,230	\$0	\$15,230	\$15,230	100.00%	\$0	0.00%	\$15,230	100.00%	100.00%
Pinewood Elementary	Johnson Controls	\$12,985	\$0	\$0	\$0	0.00%	\$0	0.00%	\$0	0.00%	0.00%
Pinewood Elementary	Meco-Henne Contracting, Inc.	\$4,657,962	\$0	\$289,000	\$289,000	6.20%	\$25,428	0.00%	\$322,018	111.42%	7.46%
Pinewood Elementary	Metropolitan Utilities District	\$2,405	\$0	\$0	\$0	0.00%	\$0	0.00%	\$0	0.00%	0.00%



2018 Bond Program

Report Date 10/28/2020

Economic Inclusion Plan & Commitment Monitoring Report

The 15% EI Plan Goal is an overall Bond Program Goal which is applied to all account codes except Land Acquisition and Builders' Risk Insurance

Bid Package	Vendor	A Total Contract Amount (\$)	CONTRACT COMMITMENTS				EXPENDITURES				
			B Tier #1 Contract Commitment (\$)	C Tier #2 Contract Commitment (\$)	D=B+C Tier #1 & #2 Contract Commitment (\$)	E=D/A Tier #1 & #2 % of Contract Amount	F Tier #1 ETD (\$ Amount)	G=F/B Tier #1 ETD % Contract Commitment (\$)	H Tier #2 ETD (\$ Amount)	I=H/C Tier #2 ETD % Contract Commitment (\$)	J=(F+H)/A Tier #1 & #2 ETD % of Overall Contract
Construction											
Pinewood Elementary	Porter Trustin Carlson Company	\$7,600	\$0	\$0	\$0	0.00%	\$0	0.00%	\$0	0.00%	0.00%
Pinewood Elementary	Prime Communications Inc.	\$5,757	\$0	\$0	\$0	0.00%	\$0	0.00%	\$0	0.00%	0.00%
Pinewood Elementary	Revolution Wraps	\$9,841	\$0	\$0	\$0	0.00%	\$0	0.00%	\$0	0.00%	0.00%
Pinewood Elementary	River City Barricade Company	\$175	\$0	\$0	\$0	0.00%	\$0	0.00%	\$0	0.00%	0.00%
Pinewood Elementary	SportsCon LLC	\$16,295	\$0	\$0	\$0	0.00%	\$0	0.00%	\$0	0.00%	0.00%
Pinewood Elementary	Virco Inc	\$44,061	\$0	\$0	\$0	0.00%	\$0	0.00%	\$0	0.00%	0.00%
Edison Elementary	Allegiance Restoration, LLC	\$3,000	\$0	\$0	\$0	0.00%	\$0	0.00%	\$0	0.00%	0.00%
Edison Elementary	Boyd Jones Construction	\$3,631,534	\$0	\$500,357	\$500,357	13.78%	\$0	0.00%	\$409,826	81.91%	11.29%
Edison Elementary	Buller Fixture Company	\$30,750	\$0	\$0	\$0	0.00%	\$0	0.00%	\$0	0.00%	0.00%
Edison Elementary	Jamco Abatement Services	\$45,450	\$0	\$45,450	\$45,450	100.00%	\$0	0.00%	\$45,450	100.00%	100.00%
Edison Elementary	Mechanical Systems, Inc.	\$328	\$0	\$0	\$0	0.00%	\$0	0.00%	\$0	0.00%	0.00%
Edison Elementary	Mustang Electric Inc.	\$1,500	\$0	\$1,500	\$1,500	100.00%	\$0	0.00%	\$1,500	100.00%	100.00%
Edison Elementary	Prime Communications Inc.	\$6,057	\$0	\$0	\$0	0.00%	\$0	0.00%	\$0	0.00%	0.00%
Edison Elementary	Security Equipment, Inc.	\$3,806	\$0	\$0	\$0	0.00%	\$0	0.00%	\$0	0.00%	0.00%
Highland Elementary	Hausmann Construction, Inc.	\$4,986,439	\$0	\$536,190	\$536,190	10.75%	\$0	0.00%	\$0	0.00%	0.00%
Masters Elementary	American Trailer & Storage Inc.	\$3,900	\$0	\$0	\$0	0.00%	\$0	0.00%	\$0	0.00%	0.00%



2018 Bond Program

Report Date 10/28/2020

Economic Inclusion Plan & Commitment Monitoring Report

The 15% EI Plan Goal is an overall Bond Program Goal which is applied to all account codes except Land Acquisition and Builders' Risk Insurance

Bid Package	Vendor	A Total Contract Amount (\$)	CONTRACT COMMITMENTS				EXPENDITURES				
			B Tier #1 Contract Commitment (\$)	C Tier #2 Contract Commitment (\$)	D=B+C Tier #1 & #2 Contract Commitment (\$)	E=D/A Tier #1 & #2 % of Contract Amount	F Tier #1 ETD (\$ Amount)	G=F/B Tier #1 ETD % Contract Commitment (\$)	H Tier #2 ETD (\$ Amount)	I=H/C Tier #2 ETD % Contract Commitment (\$)	J=(F+H)/A Tier #1 & #2 ETD % of Overall Contract
Construction											
Masters Elementary	Anderson Excavating Co.	\$13,920	\$0	\$0	\$0	0.00%	\$0	0.00%	\$0	0.00%	0.00%
Masters Elementary	Boyd Jones Construction	\$2,368,107	\$0	\$342,444	\$342,444	14.46%	\$0	0.00%	\$229,352	66.97%	9.69%
Masters Elementary	Electronic Sound Inc	\$1,680	\$0	\$0	\$0	0.00%	\$0	0.00%	\$0	0.00%	0.00%
Masters Elementary	Electronic Sound Inc	\$9,183	\$0	\$0	\$0	0.00%	\$0	0.00%	\$0	0.00%	0.00%
Masters Elementary	Jamco Abatement Services	\$12,860	\$0	\$12,860	\$12,860	100.00%	\$0	0.00%	\$12,860	100.00%	100.00%
Masters Elementary	Omaha Stage Equipment Inc.	\$9,638	\$0	\$0	\$0	0.00%	\$0	0.00%	\$0	0.00%	0.00%
Masters Elementary	Palmer Hamilton LLC	\$23,907	\$0	\$0	\$0	0.00%	\$0	0.00%	\$0	0.00%	0.00%
Masters Elementary	Prime Communications Inc.	\$845	\$0	\$0	\$0	0.00%	\$0	0.00%	\$0	0.00%	0.00%
Masters Elementary	Security Equipment, Inc.	\$1,819	\$0	\$0	\$0	0.00%	\$0	0.00%	\$0	0.00%	0.00%
Spring Lake Elementary	McKinnis Inc.	\$473,000	\$0	\$0	\$0	0.00%	\$0	0.00%	\$0	0.00%	0.00%
Lewis & Clark Middle	Allegiance Restortation, LLC	\$2,658	\$0	\$0	\$0	0.00%	\$0	0.00%	\$0	0.00%	0.00%
Lewis & Clark Middle	Grunwald Mechanical Contractors	\$17,700	\$0	\$0	\$0	0.00%	\$0	0.00%	\$0	0.00%	0.00%
Lewis & Clark Middle	Jamco Abatement Services	\$5,400	\$0	\$5,400	\$5,400	100.00%	\$0	0.00%	\$5,400	100.00%	100.00%
Lewis & Clark Middle	Kellys Carpet	\$1,289	\$0	\$0	\$0	0.00%	\$0	0.00%	\$0	0.00%	0.00%
Lewis & Clark Middle	Mid-Plains Insulation	\$1,465	\$0	\$0	\$0	0.00%	\$0	0.00%	\$0	0.00%	0.00%
Lewis & Clark Middle	Miller Electric Company	\$1,778	\$0	\$0	\$0	0.00%	\$0	0.00%	\$0	0.00%	0.00%
Lewis & Clark Middle	Vrana Construction	\$11,759,276	\$98,780	\$133,138	\$231,918	1.97%	\$0	0.00%	\$9,000	6.76%	0.08%



2018 Bond Program

Report Date 10/28/2020

Economic Inclusion Plan & Commitment Monitoring Report

The 15% EI Plan Goal is an overall Bond Program Goal which is applied to all account codes except Land Acquisition and Builders' Risk Insurance

Bid Package	Vendor	A Total Contract Amount (\$)	CONTRACT COMMITMENTS				EXPENDITURES				
			B Tier #1 Contract Commitment (\$)	C Tier #2 Contract Commitment (\$)	D=B+C Tier #1 & #2 Contract Commitment (\$)	E=D/A Tier #1 & #2 % of Contract Amount	F Tier #1 ETD (\$ Amount)	G=F/B Tier #1 ETD % Contract Commitment (\$)	H Tier #2 ETD (\$ Amount)	I=H/C Tier #2 ETD % Contract Commitment (\$)	J=(F+H)/A Tier #1 & #2 ETD % of Overall Contract
Construction											
Central High	Mechanical Systems, Inc.	\$891	\$0	\$0	\$0	0.00%	\$0	0.00%	\$0	0.00%	0.00%
Central High	The Weitz Company	\$45,000	\$0	\$0	\$0	0.00%	\$0	0.00%	\$0	0.00%	0.00%
New MS 42nd & Y St.	McCarthy Building Companies, Inc.	\$3,467,331	\$0	\$0	\$0	0.00%	\$0	0.00%	\$0	0.00%	0.00%
New ES 10th & Pine St.	Anderson Excavating Co.	\$65,800	\$0	\$0	\$0	0.00%	\$0	0.00%	\$0	0.00%	0.00%
New ES 10th & Pine St.	Darland Construction Co	\$15,252,661	\$0	\$98,345	\$98,345	0.64%	\$0	0.00%	\$0	0.00%	0.00%
New ES 10th & Pine St.	Jamco Abatement Services	\$106,210	\$0	\$106,210	\$106,210	100.00%	\$0	0.00%	\$106,210	100.00%	100.00%
New ES 10th & Pine St.	McGill Asbestos Abatement	\$28,140	\$0	\$0	\$0	0.00%	\$0	0.00%	\$0	0.00%	0.00%
Morton Middle	MCL Construction	\$10,000	\$0	\$0	\$0	0.00%	\$0	0.00%	\$0	0.00%	0.00%
South High	The Weitz Company	\$33,750	\$0	\$0	\$0	0.00%	\$0	0.00%	\$0	0.00%	0.00%
Total For Construction:		\$246,336,133	\$5,466,884	\$9,214,525	\$14,681,409	5.96%	\$2,648,372	48.44%	\$4,345,198	47.16%	2.84%
Owner Administration											
Program Mgmt. & Admin.	Baird-Holm	\$110,417	\$0	\$0	\$0	0.00%	\$0	0.00%	\$0	0.00%	0.00%
Program Mgmt. & Admin.	ieDesign, LLC	\$12,000	\$0	\$12,000	\$12,000	100.00%	\$0	0.00%	\$0	0.00%	0.00%
Program Mgmt. & Admin.	ieDesign, LLC	\$29,280	\$0	\$29,280	\$29,280	100.00%	\$0	0.00%	\$0	0.00%	0.00%
Program Mgmt. & Admin.	ieDesign, LLC	\$14,400	\$0	\$14,400	\$14,400	100.00%	\$0	0.00%	\$0	0.00%	0.00%
Program Mgmt. & Admin.	ieDesign, LLC	\$45,600	\$0	\$45,600	\$45,600	100.00%	\$0	0.00%	\$0	0.00%	0.00%
Program Mgmt. & Admin.	ieDesign, LLC	\$38,640	\$0	\$38,640	\$38,640	100.00%	\$0	0.00%	\$0	0.00%	0.00%
Program Mgmt. & Admin.	ieDesign, LLC	\$38,640	\$0	\$38,640	\$38,640	100.00%	\$0	0.00%	\$0	0.00%	0.00%



2018 Bond Program

Report Date 10/28/2020

Economic Inclusion Plan & Commitment Monitoring Report

The 15% EI Plan Goal is an overall Bond Program Goal which is applied to all account codes except Land Acquisition and Builders' Risk Insurance

Bid Package	Vendor	A Total Contract Amount (\$)	CONTRACT COMMITMENTS				EXPENDITURES				
			B Tier #1 Contract Commitment (\$)	C Tier #2 Contract Commitment (\$)	D=B+C Tier #1 & #2 Contract Commitment (\$)	E=D/A Tier #1 & #2 % of Contract Amount	F Tier #1 ETD (\$ Amount)	G=F/B Tier #1 ETD % Contract Commitment (\$)	H Tier #2 ETD (\$ Amount)	I=H/C Tier #2 ETD % Contract Commitment (\$)	J=(F+H)/A Tier #1 & #2 ETD % of Overall Contract
Owner Administration											
Program Mgmt. & Admin.	ieDesign, LLC	\$38,640	\$0	\$38,640	\$38,640	100.00%	\$0	0.00%	\$0	0.00%	0.00%
Program Mgmt. & Admin.	ieDesign, LLC	\$47,520	\$0	\$47,520	\$47,520	100.00%	\$0	0.00%	\$0	0.00%	0.00%
Program Mgmt. & Admin.	ieDesign, LLC	\$47,520	\$0	\$47,520	\$47,520	100.00%	\$0	0.00%	\$0	0.00%	0.00%
Program Mgmt. & Admin.	Omaha Public Schools	\$78,139	\$0	\$0	\$0	0.00%	\$0	0.00%	\$0	0.00%	0.00%
Total For Owner Administration:		\$500,796	\$0	\$312,240	\$312,240	62.35%	\$0	0.00%	\$0	0.00%	0.00%
Printing & Advertisement											
Program Mgmt. & Admin.	A&D Technical Supply	\$23,539	\$0	\$0	\$0	0.00%	\$0	0.00%	\$0	0.00%	0.00%
Program Mgmt. & Admin.	Design 4 Screenprinting & More, Inc.	\$5,864	\$5,864	\$0	\$5,864	100.00%	\$5,864	100.00%	\$0	0.00%	100.00%
Program Mgmt. & Admin.	Simplified Office Solutions	\$6,716	\$0	\$0	\$0	0.00%	\$0	0.00%	\$0	0.00%	0.00%
Program Mgmt. & Admin.	Standard Digital Imaging	\$32,996	\$0	\$0	\$0	0.00%	\$0	0.00%	\$0	0.00%	0.00%
Total For Printing & Advertisement:		\$69,115	\$5,864	\$0	\$5,864	8.48%	\$5,864	100.00%	\$0	0.00%	8.48%
Program Mgmt & Admin											
Program Mgmt. & Admin.	CDW Government	\$2,795	\$0	\$0	\$0	0.00%	\$0	0.00%	\$0	0.00%	0.00%
Program Mgmt. & Admin.	Jacobs	\$13,548,800	\$0	\$0	\$0	0.00%	\$0	0.00%	\$0	0.00%	0.00%
Program Mgmt. & Admin.	Microsoft Corporation	\$4,030	\$0	\$0	\$0	0.00%	\$0	0.00%	\$0	0.00%	0.00%
Program Mgmt. & Admin.	SoftChoice Corporation	\$320	\$0	\$0	\$0	0.00%	\$0	0.00%	\$0	0.00%	0.00%
Total For Program Mgmt & Admin:		\$13,555,945	\$0	\$0	\$0	0.00%	\$0	0.00%	\$0	0.00%	0.00%
Temp Housing, Utilities, Moves											
Catlin Elementary	Waste Management	\$473	\$0	\$0	\$0	0.00%	\$0	0.00%	\$0	0.00%	0.00%



2018 Bond Program

Report Date 10/28/2020

Economic Inclusion Plan & Commitment Monitoring Report

The 15% EI Plan Goal is an overall Bond Program Goal which is applied to all account codes except Land Acquisition and Builders' Risk Insurance

Bid Package	Vendor	A Total Contract Amount (\$)	CONTRACT COMMITMENTS				EXPENDITURES				
			B Tier #1 Contract Commitment (\$)	C Tier #2 Contract Commitment (\$)	D=B+C Tier #1 & #2 Contract Commitment (\$)	E=D/A Tier #1 & #2 % of Contract Amount	F Tier #1 ETD (\$ Amount)	G=F/B Tier #1 ETD % Contract Commitment (\$)	H Tier #2 ETD (\$ Amount)	I=H/C Tier #2 ETD % Contract Commitment (\$)	J=(F+H)/A Tier #1 & #2 ETD % of Overall Contract
Temp Housing, Utilities, Moves											
King Elementary	Jesse L Gibson	\$240	\$0	\$240	\$240	100.00%	\$0	0.00%	\$240	100.00%	100.00%
King Elementary	Omaha Public Schools	\$219	\$0	\$0	\$0	0.00%	\$0	0.00%	\$0	0.00%	0.00%
Burke High	Omaha Public Schools	\$3,078	\$0	\$0	\$0	0.00%	\$0	0.00%	\$0	0.00%	0.00%
New ES 1000 N Ft Crook Rd.	Metropolitan Utilities District	\$11,320	\$0	\$0	\$0	0.00%	\$0	0.00%	\$0	0.00%	0.00%
New ES 1000 N Ft Crook Rd.	Omaha Public Power District	\$49,290	\$0	\$0	\$0	0.00%	\$0	0.00%	\$0	0.00%	0.00%
New HS 60th & L St.	Omaha Public Schools	\$138	\$0	\$0	\$0	0.00%	\$0	0.00%	\$0	0.00%	0.00%
Transition Program	Cox Business Services	\$300	\$0	\$0	\$0	0.00%	\$0	0.00%	\$0	0.00%	0.00%
Transition Program	Metropolitan Utilities District	\$2,581	\$0	\$0	\$0	0.00%	\$0	0.00%	\$0	0.00%	0.00%
Transition Program	Omaha Public Schools	\$746	\$0	\$0	\$0	0.00%	\$0	0.00%	\$0	0.00%	0.00%
Pinewood Elementary	Cox Contracting Co.	\$4,394	\$0	\$4,394	\$4,394	100.00%	\$0	0.00%	\$4,394	100.00%	100.00%
Pinewood Elementary	Husker Tree & Landscaping	\$5,510	\$5,510	\$0	\$5,510	100.00%	\$5,510	100.00%	\$0	0.00%	100.00%
Pinewood Elementary	Jesse L Gibson	\$1,185	\$0	\$1,185	\$1,185	100.00%	\$0	0.00%	\$1,185	100.00%	100.00%
Pinewood Elementary	Omaha Public Schools	\$1,932	\$0	\$0	\$0	0.00%	\$0	0.00%	\$0	0.00%	0.00%
Pinewood Elementary	Scribs House Moving Inc	\$7,071	\$0	\$0	\$0	0.00%	\$0	0.00%	\$0	0.00%	0.00%
Pinewood Elementary	Unite Private Networks	\$14,738	\$0	\$0	\$0	0.00%	\$0	0.00%	\$0	0.00%	0.00%
Edison Elementary	Cox Business Services	\$7,145	\$0	\$0	\$0	0.00%	\$0	0.00%	\$0	0.00%	0.00%
Edison Elementary	Unite Private Networks	\$10,572	\$0	\$0	\$0	0.00%	\$0	0.00%	\$0	0.00%	0.00%



2018 Bond Program

Report Date 10/28/2020

Economic Inclusion Plan & Commitment Monitoring Report

The 15% EI Plan Goal is an overall Bond Program Goal which is applied to all account codes except Land Acquisition and Builders' Risk Insurance

Bid Package	Vendor	A Total Contract Amount (\$)	CONTRACT COMMITMENTS				EXPENDITURES				
			B Tier #1 Contract Commitment (\$)	C Tier #2 Contract Commitment (\$)	D=B+C Tier #1 & #2 Contract Commitment (\$)	E=D/A Tier #1 & #2 % of Contract Amount	F Tier #1 ETD (\$ Amount)	G=F/B Tier #1 ETD % Contract Commitment (\$)	H Tier #2 ETD (\$ Amount)	I=H/C Tier #2 ETD % Contract Commitment (\$)	J=(F+H)/A Tier #1 & #2 ETD % of Overall Contract
Temp Housing, Utilities, Moves											
Highland Elementary	Cox Contracting Co.	\$10,000	\$0	\$10,000	\$10,000	100.00%	\$0	0.00%	\$10,000	100.00%	100.00%
Highland Elementary	Omaha Public Schools	\$660	\$0	\$0	\$0	0.00%	\$0	0.00%	\$0	0.00%	0.00%
Masters Elementary	Binyard Specialty Cleaning	\$1,428	\$1,428	\$0	\$1,428	100.00%	\$1,428	100.00%	\$0	0.00%	100.00%
Lewis & Clark Middle	Cox Contracting Co.	\$8,800	\$0	\$8,800	\$8,800	100.00%	\$0	0.00%	\$8,800	100.00%	100.00%
Lewis & Clark Middle	J&R Mechanical, Inc.	\$4,250	\$0	\$0	\$0	0.00%	\$0	0.00%	\$0	0.00%	0.00%
New ES 10th & Pine St.	American Fence Company	\$11,896	\$0	\$0	\$0	0.00%	\$0	0.00%	\$0	0.00%	0.00%
Total For Temp Housing, Utilities, Moves:		\$157,965	\$6,938	\$24,619	\$31,557	19.98%	\$6,938	100.00%	\$24,379	99.03%	19.83%
Testing, Inspection, Geotechnical											
Catlin Elementary	Optimized Systems	\$44,000	\$44,000	\$0	\$44,000	100.00%	\$22,000	50.00%	\$0	0.00%	50.00%
Catlin Elementary	Optimized Systems	\$14,200	\$14,200	\$0	\$14,200	100.00%	\$0	0.00%	\$0	0.00%	0.00%
Catlin Elementary	Terracon Consultants, Inc.	\$1,000	\$0	\$0	\$0	0.00%	\$0	0.00%	\$0	0.00%	0.00%
Catlin Elementary	Thiele Geotech Inc	\$2,257	\$0	\$0	\$0	0.00%	\$0	0.00%	\$0	0.00%	0.00%
Conestoga Elementary	Optimized Systems	\$49,000	\$49,000	\$0	\$49,000	100.00%	\$24,500	50.00%	\$0	0.00%	50.00%
Conestoga Elementary	Optimized Systems	\$15,300	\$15,300	\$0	\$15,300	100.00%	\$0	0.00%	\$0	0.00%	0.00%
Conestoga Elementary	Terracon Consultants, Inc.	\$6,760	\$0	\$0	\$0	0.00%	\$0	0.00%	\$0	0.00%	0.00%
Conestoga Elementary	Thiele Geotech Inc	\$1,662	\$0	\$0	\$0	0.00%	\$0	0.00%	\$0	0.00%	0.00%
King Elementary	Four Corners Restoration	\$2,526	\$0	\$0	\$0	0.00%	\$0	0.00%	\$0	0.00%	0.00%
King Elementary	Optimized Systems	\$44,500	\$44,500	\$0	\$44,500	100.00%	\$44,500	100.00%	\$0	0.00%	100.00%



2018 Bond Program

Report Date 10/28/2020

Economic Inclusion Plan & Commitment Monitoring Report

The 15% EI Plan Goal is an overall Bond Program Goal which is applied to all account codes except Land Acquisition and Builders' Risk Insurance

Bid Package	Vendor	A Total Contract Amount (\$)	CONTRACT COMMITMENTS				EXPENDITURES				
			B Tier #1 Contract Commitment (\$)	C Tier #2 Contract Commitment (\$)	D=B+C Tier #1 & #2 Contract Commitment (\$)	E=D/A Tier #1 & #2 % of Contract Amount	F Tier #1 ETD (\$ Amount)	G=F/B Tier #1 ETD % Contract Commitment (\$)	H Tier #2 ETD (\$ Amount)	I=H/C Tier #2 ETD % Contract Commitment (\$)	J=(F+H)/A Tier #1 & #2 ETD % of Overall Contract
Testing, Inspection, Geotechnical											
King Elementary	Terracon Consultants, Inc.	\$14,439	\$0	\$0	\$0	0.00%	\$0	0.00%	\$0	0.00%	0.00%
Benson High	Aerotech Laboratories, Inc.	\$99	\$0	\$0	\$0	0.00%	\$0	0.00%	\$0	0.00%	0.00%
Benson High	Optimized Systems	\$49,500	\$49,500	\$0	\$49,500	100.00%	\$49,500	100.00%	\$0	0.00%	100.00%
Benson High	Optimized Systems	\$47,500	\$47,500	\$0	\$47,500	100.00%	\$23,750	50.00%	\$0	0.00%	50.00%
Benson High	Terracon Consultants, Inc.	\$12,446	\$0	\$0	\$0	0.00%	\$0	0.00%	\$0	0.00%	0.00%
Benson High	Thiele Geotech Inc	\$724	\$0	\$0	\$0	0.00%	\$0	0.00%	\$0	0.00%	0.00%
Bryan High	Terracon Consultants, Inc.	\$4,270	\$0	\$0	\$0	0.00%	\$0	0.00%	\$0	0.00%	0.00%
Burke High	Alpha Land Surveying	\$4,950	\$0	\$4,950	\$4,950	100.00%	\$0	0.00%	\$4,950	100.00%	100.00%
Burke High	Alpha Land Surveying	\$5,350	\$0	\$5,350	\$5,350	100.00%	\$0	0.00%	\$5,350	100.00%	100.00%
Burke High	Ambassador Title Services	\$500	\$0	\$0	\$0	0.00%	\$0	0.00%	\$0	0.00%	0.00%
Burke High	ATC Group Services LLC	\$2,300	\$0	\$0	\$0	0.00%	\$0	0.00%	\$0	0.00%	0.00%
Burke High	Optimized Systems	\$49,000	\$49,000	\$0	\$49,000	100.00%	\$49,000	100.00%	\$0	0.00%	100.00%
Burke High	Optimized Systems	\$46,150	\$46,150	\$0	\$46,150	100.00%	\$46,150	100.00%	\$0	0.00%	100.00%
Burke High	Terracon Consultants, Inc.	\$27,094	\$0	\$0	\$0	0.00%	\$0	0.00%	\$0	0.00%	0.00%
Burke High	Terracon Consultants, Inc.	\$625	\$0	\$0	\$0	0.00%	\$0	0.00%	\$0	0.00%	0.00%
Burke High	Thompson Dreesen Dorner Inc.	\$3,000	\$0	\$0	\$0	0.00%	\$0	0.00%	\$0	0.00%	0.00%



2018 Bond Program

Report Date 10/28/2020

Economic Inclusion Plan & Commitment Monitoring Report

The 15% EI Plan Goal is an overall Bond Program Goal which is applied to all account codes except Land Acquisition and Builders' Risk Insurance

Bid Package	Vendor	A Total Contract Amount (\$)	CONTRACT COMMITMENTS				EXPENDITURES				
			B Tier #1 Contract Commitment (\$)	C Tier #2 Contract Commitment (\$)	D=B+C Tier #1 & #2 Contract Commitment (\$)	E=D/A Tier #1 & #2 % of Contract Amount	F Tier #1 ETD (\$ Amount)	G=F/B Tier #1 ETD % Contract Commitment (\$)	H Tier #2 ETD (\$ Amount)	I=H/C Tier #2 ETD % Contract Commitment (\$)	J=(F+H)/A Tier #1 & #2 ETD % of Overall Contract
Testing, Inspection, Geotechnical											
New ES 1000 N Ft Crook Rd.	First American Title Insurance Company	\$250	\$0	\$0	\$0	0.00%	\$0	0.00%	\$0	0.00%	0.00%
New ES 1000 N Ft Crook Rd.	Lamp Rynearson & Associates	\$10,400	\$0	\$0	\$0	0.00%	\$0	0.00%	\$0	0.00%	0.00%
New ES 1000 N Ft Crook Rd.	Olsson Associates	\$9,450	\$0	\$0	\$0	0.00%	\$0	0.00%	\$0	0.00%	0.00%
New ES 1000 N Ft Crook Rd.	Olsson Associates	\$79,928	\$0	\$0	\$0	0.00%	\$0	0.00%	\$0	0.00%	0.00%
New ES 1000 N Ft Crook Rd.	Optimized Systems	\$92,980	\$92,980	\$0	\$92,980	100.00%	\$0	0.00%	\$0	0.00%	0.00%
New ES 1000 N Ft Crook Rd.	R.W. Engineering & Surveying, Inc.	\$19,800	\$0	\$19,800	\$19,800	100.00%	\$0	0.00%	\$19,432	98.14%	98.14%
New ES 1000 N Ft Crook Rd.	R.W. Engineering & Surveying, Inc.	\$14,948	\$0	\$14,948	\$14,948	100.00%	\$0	0.00%	\$10,518	70.36%	70.36%
New ES 1000 N Ft Crook Rd.	Terracon Consultants, Inc.	\$36,080	\$0	\$0	\$0	0.00%	\$0	0.00%	\$0	0.00%	0.00%
New ES 1000 N Ft Crook Rd.	Thiele Geotech Inc	\$1,221	\$0	\$0	\$0	0.00%	\$0	0.00%	\$0	0.00%	0.00%
New HS 60th & L St.	Optimized Systems	\$245,210	\$245,210	\$0	\$245,210	100.00%	\$9,650	3.94%	\$0	0.00%	3.94%
New HS 60th & L St.	R.W. Engineering & Surveying, Inc.	\$3,458	\$0	\$3,458	\$3,458	100.00%	\$0	0.00%	\$3,458	100.00%	100.00%
New HS 60th & L St.	R.W. Engineering & Surveying, Inc.	\$32,400	\$0	\$32,400	\$32,400	100.00%	\$0	0.00%	\$9,600	29.63%	29.63%
New HS 60th & L St.	Terracon Consultants, Inc.	\$134,965	\$0	\$0	\$0	0.00%	\$0	0.00%	\$0	0.00%	0.00%
New HS 60th & L St.	Terracon Consultants, Inc.	\$36,250	\$0	\$0	\$0	0.00%	\$0	0.00%	\$0	0.00%	0.00%
New HS 60th & L St.	Terracon Consultants, Inc.	\$7,825	\$0	\$0	\$0	0.00%	\$0	0.00%	\$0	0.00%	0.00%
New HS 60th & L St.	Terracon Consultants, Inc.	\$16,065	\$0	\$0	\$0	0.00%	\$0	0.00%	\$0	0.00%	0.00%



2018 Bond Program

Report Date 10/28/2020

Economic Inclusion Plan & Commitment Monitoring Report

The 15% EI Plan Goal is an overall Bond Program Goal which is applied to all account codes except Land Acquisition and Builders' Risk Insurance

Bid Package	Vendor	A Total Contract Amount (\$)	CONTRACT COMMITMENTS				EXPENDITURES				
			B Tier #1 Contract Commitment (\$)	C Tier #2 Contract Commitment (\$)	D=B+C Tier #1 & #2 Contract Commitment (\$)	E=D/A Tier #1 & #2 % of Contract Amount	F Tier #1 ETD (\$ Amount)	G=F/B Tier #1 ETD % Contract Commitment (\$)	H Tier #2 ETD (\$ Amount)	I=H/C Tier #2 ETD % Contract Commitment (\$)	J=(F+H)/A Tier #1 & #2 ETD % of Overall Contract
Testing, Inspection, Geotechnical											
New HS 60th & L St.	Terracon Consultants, Inc.	\$14,536	\$0	\$0	\$0	0.00%	\$0	0.00%	\$0	0.00%	0.00%
New HS 60th & L St.	Terracon Consultants, Inc.	\$20,725	\$0	\$0	\$0	0.00%	\$0	0.00%	\$0	0.00%	0.00%
New HS 60th & L St.	Terracon Consultants, Inc.	\$141,194	\$0	\$0	\$0	0.00%	\$0	0.00%	\$0	0.00%	0.00%
New HS 60th & L St.	Terracon Consultants, Inc.	\$14,295	\$0	\$0	\$0	0.00%	\$0	0.00%	\$0	0.00%	0.00%
New HS 156th & Ida St.	Lamp Ryneerson & Associates	\$125,158	\$0	\$0	\$0	0.00%	\$0	0.00%	\$0	0.00%	0.00%
New HS 156th & Ida St.	Optimized Systems	\$181,215	\$181,215	\$0	\$181,215	100.00%	\$7,155	3.95%	\$0	0.00%	3.95%
New HS 156th & Ida St.	R.W. Engineering & Surveying, Inc.	\$39,300	\$0	\$39,300	\$39,300	100.00%	\$0	0.00%	\$12,450	31.68%	31.68%
New HS 156th & Ida St.	Terracon Consultants, Inc.	\$21,890	\$0	\$0	\$0	0.00%	\$0	0.00%	\$0	0.00%	0.00%
New HS 156th & Ida St.	Terracon Consultants, Inc.	\$6,920	\$0	\$0	\$0	0.00%	\$0	0.00%	\$0	0.00%	0.00%
New HS 156th & Ida St.	Terracon Consultants, Inc.	\$29,219	\$0	\$0	\$0	0.00%	\$0	0.00%	\$0	0.00%	0.00%
New HS 156th & Ida St.	Terracon Consultants, Inc.	\$107,365	\$0	\$0	\$0	0.00%	\$0	0.00%	\$0	0.00%	0.00%
New HS 156th & Ida St.	Terracon Consultants, Inc.	\$20,778	\$0	\$0	\$0	0.00%	\$0	0.00%	\$0	0.00%	0.00%
New HS 156th & Ida St.	Terracon Consultants, Inc.	\$25,434	\$0	\$0	\$0	0.00%	\$0	0.00%	\$0	0.00%	0.00%
New HS 156th & Ida St.	Terracon Consultants, Inc.	\$19,395	\$0	\$0	\$0	0.00%	\$0	0.00%	\$0	0.00%	0.00%
New HS 156th & Ida St.	Thiele Geotech Inc	\$18,929	\$0	\$0	\$0	0.00%	\$0	0.00%	\$0	0.00%	0.00%
Transition Program	Thiele Geotech Inc	\$1,151	\$0	\$0	\$0	0.00%	\$0	0.00%	\$0	0.00%	0.00%



2018 Bond Program

Report Date 10/28/2020

Economic Inclusion Plan & Commitment Monitoring Report

The 15% EI Plan Goal is an overall Bond Program Goal which is applied to all account codes except Land Acquisition and Builders' Risk Insurance

Bid Package	Vendor	A Total Contract Amount (\$)	CONTRACT COMMITMENTS				EXPENDITURES				
			B Tier #1 Contract Commitment (\$)	C Tier #2 Contract Commitment (\$)	D=B+C Tier #1 & #2 Contract Commitment (\$)	E=D/A Tier #1 & #2 % of Contract Amount	F Tier #1 ETD (\$ Amount)	G=F/B Tier #1 ETD % Contract Commitment (\$)	H Tier #2 ETD (\$ Amount)	I=H/C Tier #2 ETD % Contract Commitment (\$)	J=(F+H)/A Tier #1 & #2 ETD % of Overall Contract
Testing, Inspection, Geotechnical											
Pinewood Elementary	Alpha Land Surveying	\$7,250	\$0	\$7,250	\$7,250	100.00%	\$0	0.00%	\$7,250	100.00%	100.00%
Pinewood Elementary	Optimized Systems	\$71,600	\$71,600	\$0	\$71,600	100.00%	\$20,160	28.16%	\$0	0.00%	28.16%
Pinewood Elementary	Terracon Consultants, Inc.	\$11,075	\$0	\$0	\$0	0.00%	\$0	0.00%	\$0	0.00%	0.00%
Pinewood Elementary	Thiele Geotech Inc	\$2,600	\$0	\$0	\$0	0.00%	\$0	0.00%	\$0	0.00%	0.00%
Pinewood Elementary	Thiele Geotech Inc	\$6,831	\$0	\$0	\$0	0.00%	\$0	0.00%	\$0	0.00%	0.00%
Edison Elementary	Boundaryline Surveys	\$3,800	\$0	\$0	\$0	0.00%	\$0	0.00%	\$0	0.00%	0.00%
Edison Elementary	Olsson Associates	\$2,471	\$0	\$0	\$0	0.00%	\$0	0.00%	\$0	0.00%	0.00%
Edison Elementary	Optimized Systems	\$57,090	\$0	\$57,090	\$57,090	100.00%	\$0	0.00%	\$0	0.00%	0.00%
Edison Elementary	Terracon Consultants, Inc.	\$3,650	\$0	\$0	\$0	0.00%	\$0	0.00%	\$0	0.00%	0.00%
Edison Elementary	Terracon Consultants, Inc.	\$6,668	\$0	\$0	\$0	0.00%	\$0	0.00%	\$0	0.00%	0.00%
Edison Elementary	Terracon Consultants, Inc.	\$3,783	\$0	\$0	\$0	0.00%	\$0	0.00%	\$0	0.00%	0.00%
Highland Elementary	Cornerstone Surveying LLC	\$11,400	\$0	\$0	\$0	0.00%	\$0	0.00%	\$0	0.00%	0.00%
Highland Elementary	Terracon Consultants, Inc.	\$100	\$0	\$0	\$0	0.00%	\$0	0.00%	\$0	0.00%	0.00%
Highland Elementary	Thiele Geotech Inc	\$3,975	\$0	\$0	\$0	0.00%	\$0	0.00%	\$0	0.00%	0.00%
Highland Elementary	Thiele Geotech Inc	\$16,585	\$0	\$0	\$0	0.00%	\$0	0.00%	\$0	0.00%	0.00%
Masters Elementary	Boundaryline Surveys	\$2,900	\$0	\$0	\$0	0.00%	\$0	0.00%	\$0	0.00%	0.00%
Masters Elementary	Olsson Associates	\$2,054	\$0	\$0	\$0	0.00%	\$0	0.00%	\$0	0.00%	0.00%



2018 Bond Program

Report Date 10/28/2020

Economic Inclusion Plan & Commitment Monitoring Report

The 15% EI Plan Goal is an overall Bond Program Goal which is applied to all account codes except Land Acquisition and Builders' Risk Insurance

Bid Package	Vendor	A Total Contract Amount (\$)	CONTRACT COMMITMENTS				EXPENDITURES				
			B Tier #1 Contract Commitment (\$)	C Tier #2 Contract Commitment (\$)	D=B+C Tier #1 & #2 Contract Commitment (\$)	E=D/A Tier #1 & #2 % of Contract Amount	F Tier #1 ETD (\$ Amount)	G=F/B Tier #1 ETD % Contract Commitment (\$)	H Tier #2 ETD (\$ Amount)	I=H/C Tier #2 ETD % Contract Commitment (\$)	J=(F+H)/A Tier #1 & #2 ETD % of Overall Contract
Testing, Inspection, Geotechnical											
Masters Elementary	Optimized Systems	\$49,060	\$0	\$49,060	\$49,060	100.00%	\$0	0.00%	\$0	0.00%	0.00%
Masters Elementary	Terracon Consultants, Inc.	\$3,650	\$0	\$0	\$0	0.00%	\$0	0.00%	\$0	0.00%	0.00%
Masters Elementary	Terracon Consultants, Inc.	\$1,445	\$0	\$0	\$0	0.00%	\$0	0.00%	\$0	0.00%	0.00%
Masters Elementary	Terracon Consultants, Inc.	\$2,493	\$0	\$0	\$0	0.00%	\$0	0.00%	\$0	0.00%	0.00%
Spring Lake Elementary	Terracon Consultants, Inc.	\$2,298	\$0	\$0	\$0	0.00%	\$0	0.00%	\$0	0.00%	0.00%
Spring Lake Elementary	Thiele Geotech Inc	\$9,200	\$0	\$0	\$0	0.00%	\$0	0.00%	\$0	0.00%	0.00%
Lewis & Clark Middle	Cornerstone Surveying LLC	\$10,350	\$0	\$0	\$0	0.00%	\$0	0.00%	\$0	0.00%	0.00%
Lewis & Clark Middle	Terracon Consultants, Inc.	\$595	\$0	\$0	\$0	0.00%	\$0	0.00%	\$0	0.00%	0.00%
Lewis & Clark Middle	Terracon Consultants, Inc.	\$24,490	\$0	\$0	\$0	0.00%	\$0	0.00%	\$0	0.00%	0.00%
Lewis & Clark Middle	Thiele Geotech Inc	\$3,250	\$0	\$0	\$0	0.00%	\$0	0.00%	\$0	0.00%	0.00%
Central High	Heartland Scenic Studio	\$1,920	\$0	\$0	\$0	0.00%	\$0	0.00%	\$0	0.00%	0.00%
New MS 42nd & Y St.	Olsson Associates	\$31,070	\$0	\$0	\$0	0.00%	\$0	0.00%	\$0	0.00%	0.00%
New MS 42nd & Y St.	Olsson Associates	\$20,500	\$0	\$0	\$0	0.00%	\$0	0.00%	\$0	0.00%	0.00%
New MS 42nd & Y St.	Olsson Associates	\$5,990	\$0	\$0	\$0	0.00%	\$0	0.00%	\$0	0.00%	0.00%
New MS 42nd & Y St.	Olsson Associates	\$7,305	\$0	\$0	\$0	0.00%	\$0	0.00%	\$0	0.00%	0.00%
New MS 42nd & Y St.	R.W. Engineering & Surveying, Inc.	\$25,500	\$0	\$25,500	\$25,500	100.00%	\$0	0.00%	\$450	1.76%	1.76%



2018 Bond Program

Report Date 10/28/2020

Economic Inclusion Plan & Commitment Monitoring Report

The 15% EI Plan Goal is an overall Bond Program Goal which is applied to all account codes except Land Acquisition and Builders' Risk Insurance

Bid Package	Vendor	A Total Contract Amount (\$)	CONTRACT COMMITMENTS				EXPENDITURES				
			B Tier #1 Contract Commitment (\$)	C Tier #2 Contract Commitment (\$)	D=B+C Tier #1 & #2 Contract Commitment (\$)	E=D/A Tier #1 & #2 % of Contract Amount	F Tier #1 ETD (\$ Amount)	G=F/B Tier #1 ETD % Contract Commitment (\$)	H Tier #2 ETD (\$ Amount)	I=H/C Tier #2 ETD % Contract Commitment (\$)	J=(F+H)/A Tier #1 & #2 ETD % of Overall Contract
Testing, Inspection, Geotechnical											
New ES 10th & Pine St.	Ehrhart Griffin & Associates	\$8,276	\$0	\$0	\$0	0.00%	\$0	0.00%	\$0	0.00%	0.00%
New ES 10th & Pine St.	Felsburg Holt & Ullevig	\$14,500	\$0	\$0	\$0	0.00%	\$0	0.00%	\$0	0.00%	0.00%
New ES 10th & Pine St.	Olsson Associates	\$16,283	\$0	\$0	\$0	0.00%	\$0	0.00%	\$0	0.00%	0.00%
New ES 10th & Pine St.	Optimized Systems	\$91,340	\$91,340	\$0	\$91,340	100.00%	\$0	0.00%	\$0	0.00%	0.00%
New ES 10th & Pine St.	Terracon Consultants, Inc.	\$69,719	\$0	\$0	\$0	0.00%	\$0	0.00%	\$0	0.00%	0.00%
New ES 10th & Pine St.	Thiele Geotech Inc	\$8,725	\$0	\$0	\$0	0.00%	\$0	0.00%	\$0	0.00%	0.00%
New ES 10th & Pine St.	Thiele Geotech Inc	\$39,984	\$0	\$0	\$0	0.00%	\$0	0.00%	\$0	0.00%	0.00%
Morton Middle	Cornerstone Surveying LLC	\$10,400	\$0	\$0	\$0	0.00%	\$0	0.00%	\$0	0.00%	0.00%
Morton Middle	Thiele Geotech Inc	\$4,400	\$0	\$0	\$0	0.00%	\$0	0.00%	\$0	0.00%	0.00%
North High	R.W. Engineering & Surveying, Inc.	\$6,900	\$0	\$6,900	\$6,900	100.00%	\$0	0.00%	\$0	0.00%	0.00%
Total For Testing, Inspection, Geotechnical:		\$2,661,360	\$1,041,495	\$266,005	\$1,307,500	49.13%	\$296,365	28.46%	\$73,457	27.61%	13.90%
Grand Total		\$287,083,424	\$6,898,247	\$11,273,080	\$18,171,327	6.33%	\$3,229,705	46.82%	\$4,895,480	43.43%	2.83%



2018 Bond Program

Report Date: 10/23/2020

Bond Sales Premium Proceeds and Earnings Interest Report

Description	Phase	BUDGET			COST COMMITMENTS					EXPENDITURES	
		A	A1	A2=A+A1	B	C=B/A2	D	E=B+D	F=A2-E	G	H = G/A2
		Original Project Budget	Budget Transfer	Current Budget	Committed Cost	% Committed	Additional Commitments To Complete	Projected Commitments	Projected (Over) / Under	Expenditures To Date	% Expended
Bond Sale Additional Premium Proceeds											
Total Tranche Sale Premium - #001 (Par Amount of Bonds = \$80M)	Complete	\$0	\$1,366,900	\$1,366,900	\$328,388	24.02%	\$0	\$328,388	\$1,038,512	\$328,388	24.02%
Total Tranche Sale Premium - #002 (Par Amount of Bonds = \$125M)	Complete	\$0	\$10,942,515	\$10,942,515	\$578,555	5.29%	\$0	\$578,555	\$10,363,960	\$578,555	5.29%
Total Tranche Sale Premium - #003	Not Started	\$0	\$0	\$0	\$0	0.00%	\$0	\$0	\$0	\$0	0.00%
Total Tranche Sale Premium - #004	Not Started	\$0	\$0	\$0	\$0	0.00%	\$0	\$0	\$0	\$0	0.00%
Bond Earnings Interest To Date											
Tranche #001 - Total Investment Results - Interest, Dividends, and Other Income	In Progress	\$0	\$1,765,366	\$1,765,366	\$0	0.00%	\$0	\$0	\$1,765,366	\$0	0.00%
Tranche #002 - Total Investment Results - Interest, Dividends, and Other Income	In Progress	\$0	\$764,953	\$764,953	\$0	0.00%	\$0	\$0	\$764,953	\$0	0.00%
Tranche #003 - Total Investment Results - Interest, Dividends, and Other Income	Not Started	\$0	\$0	\$0	\$0	0.00%	\$0	\$0	\$0	\$0	0.00%
Tranche #004 - Total Investment Results - Interest, Dividends, and Other Income	Not Started	\$0	\$0	\$0	\$0	0.00%	\$0	\$0	\$0	\$0	0.00%
Grand Totals:		\$0	\$14,839,734	\$14,839,734	\$906,943	6.11%	\$0	\$906,943	\$13,932,791	\$906,943	6.11%

Budget Transfer Information: Increase To Program Contingency (Project #321599)

Budget Transfer # ____: Increase To Project #321599 Program Contingency	\$0
---	-----

TOTAL:	\$0
---------------	------------