

CBOC Highlights Report – Phase II

April 2021

- **Board of Education Updates – 4/5/21**
 - Approval of Bid/Award No. 21-022 – Lewis & Clark Middle School: Capital Improvements & New Addition – Kitchen Equipment Serving Lines: Buller Fixture Co. \$53,471.00
 - Approval of New School Names, School Mascots, and School Colors:
 - Pine Elementary School (10th & Pine St.), Porcupines, Green/White/Gray
 - Forest Station Elementary School (1000 N. Fort Crook Rd.), Owls, Green/White/Tan
 - Buena Vista High School (60th & L St.), Bison, Black/Silver/Burgundy
 - Westview High School (156th & Ida St.), Wolverines, Orange/Black/Royal Blue

- **Board of Education Updates – 4/19/21**
 - Approval of Design Construction Documents – Central High School: Capital Improvements & Renovation – Alley Poyner Macchietto Architecture
 - Approval of Design Construction Documents – North High School & Northwest High School: Capital Improvements & Renovation – Jackson-Jackson Associates, Inc.
 - Approval of Design Construction Documents – South High School: Capital Improvements & Renovation – BCDM Architecture
 - Approval of GMP Amendment #002 – South High School: Capital Improvements and Renovation Project – The Weitz Company \$3,710,555.00
 - Approval of GMP Amendment #003 – New Middle School: 42nd & Y St. – McCarthy Building Group \$13,248,705.00
 - Approval of Final Deductive Change Order #001 – Catlin Elementary School: Capital Improvements & Renovation – Boyd Jones Construction (\$128,535.70)
 - Approval of Final Deductive Change Order #001 – Conestoga Elementary School: Capital Improvements & Renovation – Boyd Jones Construction (\$266,610.11)
 - Approval of Change Order #001 – Highland Elementary School: Capital Improvements & New Addition – Hausmann Construction \$267,304.56

- **Preliminary Future Board of Education Updates – 5/3/21**
 - Approval of Design Construction Documents – Adams Elementary School & Blackburn Alternative School: Capital Improvements & Renovation – KPE Engineers
 - Approval of GMP Amendment #002 – Central High School: Capital Improvements & Renovation – The Weitz Company \$6,707,419.00

- Approval of GMP Amendment #001 – North High School: Capital Improvements & Renovation – Hausmann Construction \$7,249,541.00
- Approval of GMP Amendment #001 – Northwest High School: Capital Improvements & Renovation – Hausmann Construction \$6,295,565.00
- Approval of Interlocal Cooperation Agreement for a Traffic Signal at Westview High School located at 156th Street and Iowa Street.

□ **25 Total Projects**

- 25 Active Projects / 100% of Total Projects
 - 6 – Bid/Award
 - 3 – Closeout
 - 6 – Complete
 - 9 – Construction
 - 1 – Design

□ **Program Progress Overview**

- Total Program Budget: \$409,900,000
- Total Contract Amounts: \$338,233,455 or 82.52% of Program
- Total Additional Commitments To Complete (Forecasted): \$71,666,545
- Total Projected Commitments (Contract Amounts + Additional Commitments To Complete): \$338,233,455 + \$71,666,545 = \$409,900,000
- Total Expenditure Amounts: \$184,840,889 or 45.09% of Program

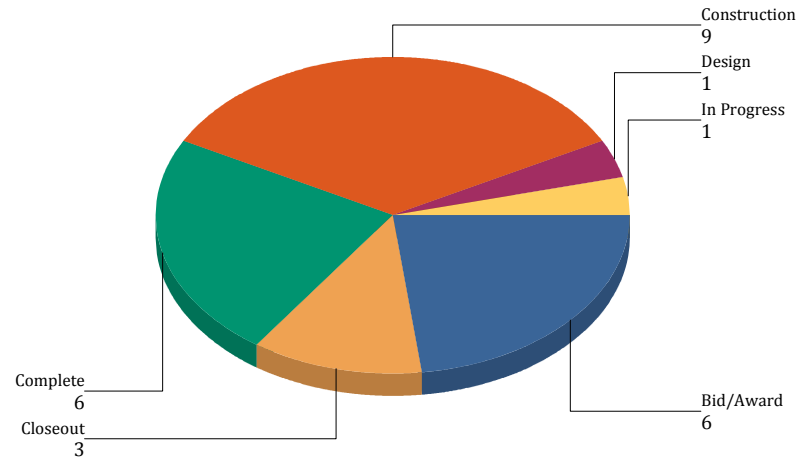
□ **Program Contingency Summary**

- Program Contingency Original Budget: \$39,764,454 or 9.70% of Program
- Approved Program Contingency Usage: \$36,388,850
- Forecasted Program Contingency: \$0
- Total (Approved + Forecasted) Contingency Usage: \$36,388,850
- $\$36,388,850 / \$409,900,000 = 8.87\%$
 - Current Trend under budget by 0.83%
- Budget Transfers Approved/Completed & Pending – March 2021 to April 2021:
 - Budget Transfer(s) Approved/Completed: #001 thru. #028
 - Budget Transfer(s) Pending: N/A

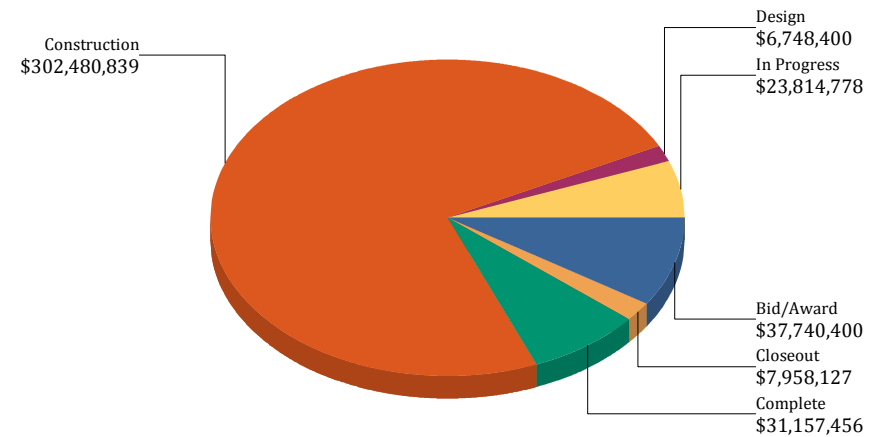
Economic Inclusion

- Total Applicable Program Contract Commitment Amounts: \$338,233,455
- Tier No. 01 Contract Commitments: \$10,156,272
- Tier No. 02 Contract Commitments: \$11,826,354
- Total SEBs Contract Commitments: \$21,982,626 or 6.50% of Current Contract Commitments
- Tier No. 01 Expenditures To Date: \$4,756,022
- Tier No. 02 Expenditures To Date: \$6,181,599
- Total SEBs Expenditures To Date % of Overall Contract Amount: 3.23%

Of Schools



Current Budget



BUDGET

A

COST COMMITMENTS

B

C=B/A

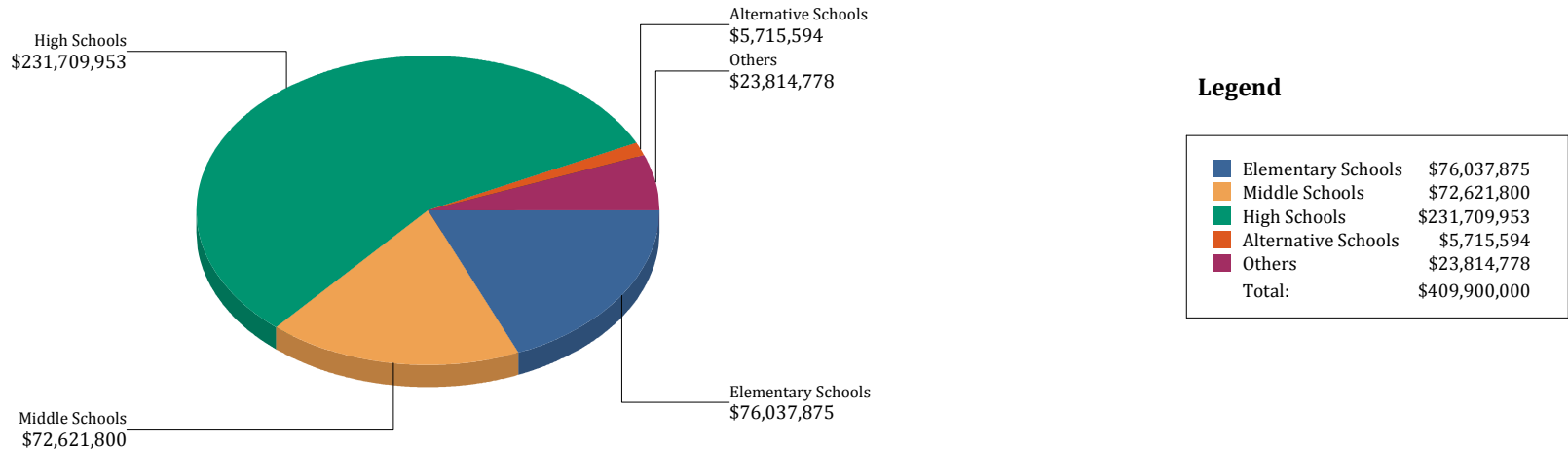
Phase Description	# of Schools	Current Budget	Committed Costs	% Committed
Bid/Award	6	\$37,740,400	\$5,867,744	15.55%
Closeout	3	\$7,958,127	\$7,179,715	90.22%
Complete	6	\$31,157,456	\$30,875,023	99.09%
Construction	9	\$302,480,839	\$279,063,016	92.26%
Design	1	\$6,748,400	\$1,036,292	15.36%
In Progress	1	\$23,814,778	\$14,211,665	59.68%
Grand Totals:	26	\$409,900,000	\$338,233,455	82.52%



2018 Bond Program Program Report By Schools

Report Date: 4/27/2021

Value of Projects by Type



Elementary Schools	\$76,037,875
Middle Schools	\$72,621,800
High Schools	\$231,709,953
Alternative Schools	\$5,715,594
Others	\$23,814,778
Total:	\$409,900,000

Description	Phase	BUDGET			COST COMMITMENTS					EXPENDITURES	
		A	A1	A2=A+A1	B	C=B/A2	D	E=B+D	F=A2-E	G	H=G/A2
		Original Project Budget	Budget Transfer	Current Budget	Commit'd Costs	% Committed	Additional Commitments To Complete	Projected Commitments	Projected (Over) / Under	Expenditures To Date	% Expended
Elementary Schools											
Adams	Bid/Award	\$1,766,400	\$0	\$1,766,400	\$1,214,354	68.75%	\$552,046	\$1,766,400	\$0.00	\$67,757	3.84%
Catlin	Closeout	\$2,410,800	\$54,900	\$2,465,700	\$2,257,135	91.54%	\$208,565	\$2,465,700	\$0.00	\$2,211,535	89.69%
Conestoga	Closeout	\$3,055,200	(\$300,000)	\$2,755,200	\$2,229,486	80.92%	\$525,714	\$2,755,200	\$0.00	\$2,198,936	79.81%
Edison	Construction	\$4,021,348	\$91,700	\$4,113,048	\$4,108,222	99.88%	\$4,826	\$4,113,048	\$0.00	\$3,402,633	82.73%
Forest Station	Construction	\$18,600,000	\$2,700,000	\$21,300,000	\$20,226,958	94.96%	\$1,073,042	\$21,300,000	\$0.00	\$14,380,389	67.51%
Highland	Construction	\$5,518,400	\$461,300	\$5,979,700	\$5,791,790	96.86%	\$187,910	\$5,979,700	\$0.00	\$2,494,056	41.71%
King	Complete	\$3,547,200	\$395,800	\$3,943,000	\$3,939,899	99.92%	\$3,101	\$3,943,000	\$0.00	\$3,938,920	99.90%
Masters	Closeout	\$2,382,927	\$354,300	\$2,737,227	\$2,693,094	98.39%	\$44,133	\$2,737,227	\$0.00	\$2,228,412	81.41%
Pine	Construction	\$18,600,000	\$0	\$18,600,000	\$17,145,455	92.18%	\$1,454,545	\$18,600,000	\$0.00	\$7,993,934	42.98%
Pinewood	Complete	\$5,929,200	(\$300,000)	\$5,629,200	\$5,440,059	96.64%	\$189,141	\$5,629,200	\$0.00	\$5,437,179	96.59%
Spring Lake	Design	\$6,748,400	\$0	\$6,748,400	\$1,036,292	15.36%	\$5,712,109	\$6,748,400	\$0.00	\$840,497	12.45%

Description	Phase	BUDGET			COST COMMITMENTS					EXPENDITURES	
		A	A1	A2=A+A1	B	C=B/A2	D	E=B+D	F=A2-E	G	H=G/A2
		Original Project Budget	Budget Transfer	Current Budget	Commit'd Costs	% Committed	Additional Commitments To Complete	Projected Commitments	Projected (Over) / Under	Expenditures To Date	% Expended
Elementary Schools		\$72,579,875	\$3,458,000	\$76,037,875	\$66,082,745	86.91%	\$9,955,130	\$76,037,875	\$0	\$45,194,250	59.44%
Middle Schools											
42nd & Y St. (New)	Construction	\$34,720,000	\$13,225,000	\$47,945,000	\$41,742,382	87.06%	\$6,202,618	\$47,945,000	\$0.00	\$6,421,489	13.39%
Lewis & Clark	Construction	\$14,014,800	\$0	\$14,014,800	\$12,929,054	92.25%	\$1,085,746	\$14,014,800	\$0.00	\$6,734,213	48.05%
Morton	Bid/Award	\$10,662,000	\$0	\$10,662,000	\$969,709	9.09%	\$9,692,291	\$10,662,000	\$0.00	\$428,692	4.02%
Middle Schools		\$59,396,800	\$13,225,000	\$72,621,800	\$55,641,145	76.62%	\$16,980,655	\$72,621,800	\$0	\$13,584,393	18.71%
High Schools											
Benson	Complete	\$9,782,400	(\$1,600,000)	\$8,182,400	\$8,092,590	98.90%	\$89,810	\$8,182,400	\$0.00	\$7,839,220	95.81%
Bryan High	Complete	\$6,714,000	(\$1,150,000)	\$5,564,000	\$5,563,618	99.99%	\$382	\$5,564,000	\$0.00	\$5,563,618	99.99%
Buena Vista	Construction	\$74,121,660	\$16,336,871	\$90,458,531	\$83,721,481	92.55%	\$6,737,050	\$90,458,531	\$0.00	\$49,711,597	54.96%
Burke	Complete	\$7,161,600	(\$1,629,138)	\$5,532,462	\$5,532,462	100.00%	\$0	\$5,532,462	\$0.00	\$5,526,282	99.89%
Central	Bid/Award	\$5,872,800	\$0	\$5,872,800	\$2,167,956	36.92%	\$3,704,844	\$5,872,800	\$0.00	\$382,213	6.51%
North	Bid/Award	\$6,694,800	\$1,600,000	\$8,294,800	\$596,008	7.19%	\$7,698,792	\$8,294,800	\$0.00	\$305,709	3.69%
Northwest	Bid/Award	\$7,735,200	\$0	\$7,735,200	\$667,968	8.64%	\$7,067,232	\$7,735,200	\$0.00	\$376,634	4.87%
South	Construction	\$11,509,200	\$0	\$11,509,200	\$10,272,746	89.26%	\$1,236,454	\$11,509,200	\$0.00	\$521,377	4.53%
Westview	Construction	\$77,911,087	\$10,649,473	\$88,560,560	\$83,124,926	93.86%	\$5,435,634	\$88,560,560	\$0.00	\$46,175,562	52.14%
High Schools		\$207,502,747	\$24,207,206	\$231,709,953	\$199,739,756	86.20%	\$31,970,197	\$231,709,953	\$0	\$116,402,212	50.24%
Alternative Schools											
Blackburn	Bid/Award	\$3,409,200	\$0	\$3,409,200	\$251,750	7.38%	\$3,157,450	\$3,409,200	\$0.00	\$121,753	3.57%
Transition Program	Complete	\$1,989,750	\$316,644	\$2,306,394	\$2,306,394	100.00%	\$0	\$2,306,394	\$0.00	\$2,301,443	99.79%
Alternative Schools		\$5,398,950	\$316,644	\$5,715,594	\$2,558,144	44.76%	\$3,157,450	\$5,715,594	\$0	\$2,423,196	42.40%
Program											
Program - Contingency	In Progress	\$39,764,454	(\$36,388,850)	\$3,375,604	\$0	0.00%	\$3,375,604	\$3,375,604	\$0.00	\$0	0.00%
Program - Hazardous Mtrls./Remediation	In Progress	\$4,988,600	(\$1,892,400)	\$3,096,200	\$0	0.00%	\$3,096,200	\$3,096,200	\$0.00	\$0	0.00%
Program - Test, Inspect, & Commish	In Progress	\$4,528,574	(\$2,925,600)	\$1,602,974	\$0	0.00%	\$1,602,974	\$1,602,974	\$0.00	\$0	0.00%
Program Mgmt. & Admin.	In Progress	\$15,740,000	\$0	\$15,740,000	\$14,211,665	90.29%	\$1,528,335	\$15,740,000	\$0.00	\$7,236,838	45.98%
Program		\$65,021,628	(\$41,206,850)	\$23,814,778	\$14,211,665	59.68%	\$9,603,113	\$23,814,778	\$0	\$7,236,838	30.39%
Grand Totals:		\$409,900,000	\$0	\$409,900,000	\$338,233,455	82.52%	\$71,666,545	\$409,900,000	\$0	\$184,840,889	45.09%



Program Contingency & Allocation

Usage & Forecast Report#

BT-#	To/From	Description	Test, Inspect, & Commish	Usage & Forecast %	Hazardous Mtrls.	Usage & Forecast %	Program Contingency	Usage & Forecast %	Total	Total Usage & Forecast %
Approved										
BT-001	To	Project #321510 - Transition Program School - Building Construction					(\$385,725)		(\$385,725)	
BT-002	To	Project #321508 - New High School 60th & L St. - Building Construction, Test/Inspect, Hazmat Remediation	(\$1,300,000)		(\$1,500,000)		(\$11,036,871)		(\$13,836,871)	
BT-003	To	Project #321509 - New High School 156th & Ida St. - Building Construction and Test/Inspect.	(\$1,300,000)				(\$9,349,473)		(\$10,649,473)	
BT-004	To	Project #321503 - King ES - Building Construction					(\$490,000)		(\$490,000)	
BT-005	From	Project #321504 - Benson HS - Building Construction					\$1,300,000		\$1,300,000	
BT-006	From	Project #321505 - Bryan HS - Building Construction					\$1,300,000		\$1,300,000	
BT-007	From	Project #321506 - Burke HS - Building Construction					\$900,000		\$900,000	
BT-008	From	Project #321511 - Pinewood ES - Building Construction					\$300,000		\$300,000	
BT-009	To	Project #321507 - New Elementary School 1000 N. Fort Crook Rd. - Building Construction					(\$2,700,000)		(\$2,700,000)	
BT-010	From	Project #321503 - King ES - Building Construction					\$175,000		\$175,000	
BT-011	From	Project #321505 - Benson HS - Building Construction					\$300,000		\$300,000	
BT-012	From	Project #321505 - Bryan HS - Building Construction					\$250,000		\$250,000	
BT-013	From	Project #321506 - Burke HS - Building Construction					\$300,000		\$300,000	
BT-014	To	Project #321518 - New Middle School 42nd & U St. - Building Construction					(\$9,225,000)		(\$9,225,000)	
BT-015	From	Project #321502 - Conestoga ES - Building Construction					\$300,000		\$300,000	
BT-016	To	Project #321514 - Masters ES - Building Construction					(\$300,000)		(\$300,000)	
BT-017	To	Project #321508 - New High School 60th & L St. - Building Construction					(\$2,500,000)		(\$2,500,000)	
BT-018	To	Project #321501 - Catlin ES - Hazmat Remediation and Commissioning	(\$20,600)		(\$34,300)				(\$54,900)	
BT-019	To	Project #321512 - Edison ES - Hazmat Remediation and Commissioning	(\$34,400)		(\$57,300)				(\$91,700)	



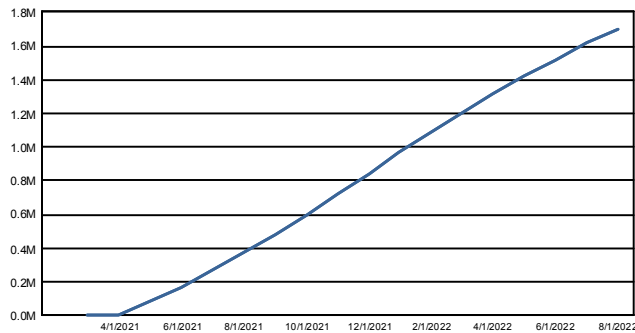
Program Contingency & Allocation

Usage & Forecast Report#

BT-#	To/From	Description	Test, Inspect, & Commish	Usage & Forecast %	Hazardous Mtrls.	Usage & Forecast %	Program Contingency	Usage & Forecast %	Total	Total Usage & Forecast %
BT-020	To	Project #321514 - Masters ES - Hazmat Remediation and Commissioning	(\$20,400)		(\$33,900)				(\$54,300)	
BT-021	From	Project #321506 - Burke HS - Building Construction					\$29,138		\$29,138	
BT-022	From	Project #321510 - Transition School - Building Construction					\$69,081		\$69,081	
BT-023	To	Project #321503 - King Elementary - Hazmat Remediation and Commissioning	(\$30,300)		(\$50,500)				(\$80,800)	
BT-024	To	Project #321518 - New Middle School 42nd & U St. - Building Construction					(\$3,000,000)		(\$3,000,000)	
BT-025	To	Project #321513 - Highland Elementary - Hazmat Remediation and Commissioning	(\$69,900)		(\$116,400)				(\$186,300)	
BT-026	To	Project #321518 - New Middle School 42nd & U St. - Building Construction					(\$1,000,000)		(\$1,000,000)	
BT-027	To	Project #321513 - Highland Elementary School - Building Construction					(\$275,000)		(\$275,000)	
BT-028	To	Project #321523 - North High School - Building Construction, Test/Inspect, and Hazmat Remediation	(\$150,000)		(\$100,000)		(\$1,350,000)		(\$1,600,000)	
Total Approved Changes:			(\$2,925,600)		(\$1,892,400)		(\$36,388,850)		(\$41,206,850)	
Total Changes			(\$2,925,600)		(\$1,892,400)		(\$36,388,850)		(\$41,206,850)	
Original Budget			\$4,528,574		\$4,988,600		\$39,764,454		\$49,281,628	
<i>Approved Budget Changes</i>			(\$2,925,600)	0.7%	(\$1,892,400)	0.5%	(\$36,388,850)	8.6%	(\$41,206,850)	10.1%
<i>Forecast Budget Changes</i>			\$0	0.0%	\$0	0.0%	\$0	0.0%	\$0	0.0%
Revised Projected Budget			\$1,602,974		\$3,096,200		\$3,375,604		\$8,074,778	

Adams

CASH-FLOW



COMMENTS

The final GMP Amendment is scheduled to go to the Board of Education in May 2021. Construction work is scheduled to begin in Spring 2021.

SCOPE

3420 North 78th Street
Omaha, NE 68134-5099
Phone: (402) 572-9072

The Adams Elementary School scope of work includes capital improvement to the existing building. The plan provides for heating, ventilation and air-condition system updates along with other improvements to increase building system efficiencies.

BUDGET /COST STATUS

Adams	BUDGET	PROJECTED COSTS	(OVER)/UNDER	ACTUALS
Construction	\$1,472,000	\$1,472,000	\$0	\$0
Contingency	\$153,634	\$153,634	\$0	\$0
Design	\$133,700	\$133,700	\$0	\$65,197
FF&E	\$0	\$0	\$0	\$0
Misc.	\$7,066	\$7,066	\$0	\$2,560
TOTAL:	\$1,766,400	\$1,766,400	\$0	\$67,757

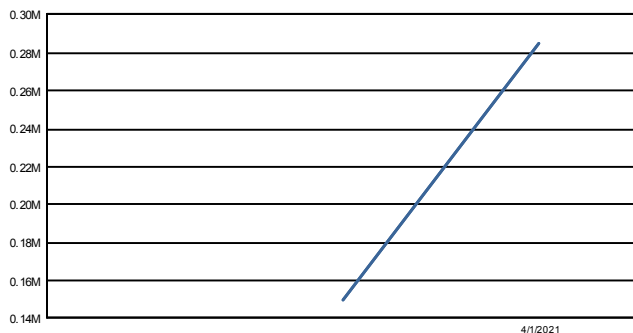
GENERAL INFORMATION

ARCHITECT: KPE Engineers

CONTRACTOR: CM@R - The Weitz Company

Catlin

CASH-FLOW



COMMENTS

Substantial completion was approved by the Board of Education on January 21, 2021. The project is currently in the closeout phase with punchlist items being finalized.

SCOPE

12736 Marinda Street
Omaha, NE 68144-2648
Phone: (402) 697-0414

The Catlin Elementary School scope of work includes capital improvement to the existing building. The plan provides for heating, ventilation and air-condition system updates along with other improvements to increase building system efficiencies.

BUDGET /COST STATUS

Catlin	BUDGET	PROJECTED COSTS	(OVER)/UNDER	ACTUALS
Construction	\$2,232,924	\$2,232,924	\$0	\$2,025,527
Contingency	\$0	\$0	\$0	\$0
Design	\$171,167	\$171,167	\$0	\$136,749
FF&E	\$0	\$0	\$0	\$0
Misc.	\$61,609	\$61,609	\$0	\$49,259
TOTAL:	\$2,465,700	\$2,465,700	\$0	\$2,211,535

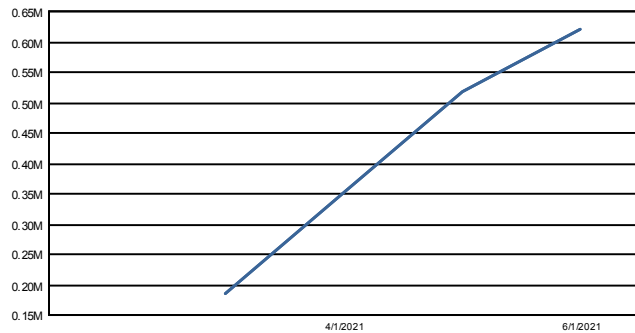
GENERAL INFORMATION

ARCHITECT: The Schemmer Associates

CONTRACTOR: CM@R - Boyd Jones

Conestoga

CASH-FLOW



COMMENTS

Substantial completion was approved by the Board of Education on January 21, 2021. The project is currently in the closeout phase with punchlist items being finalized.

SCOPE

2115 Burdette Street
Omaha, NE 68110
Phone: (402) 344-7147

The Conestoga Elementary School scope of work includes capital improvements to the existing building. The plan provides for heating, ventilation and air-condition system updates along with other improvements to increase building system efficiencies.

BUDGET /COST STATUS

Conestoga	BUDGET	PROJECTED COSTS	(OVER)/UNDER	ACTUALS
Construction	\$2,248,727	\$2,248,727	\$0	\$1,966,035
Contingency	\$216,329	\$216,329	\$0	\$0
Design	\$216,919	\$216,919	\$0	\$173,302
FF&E	\$0	\$0	\$0	\$0
Misc.	\$73,225	\$73,225	\$0	\$59,600
TOTAL:	\$2,755,200	\$2,755,200	\$0	\$2,198,936

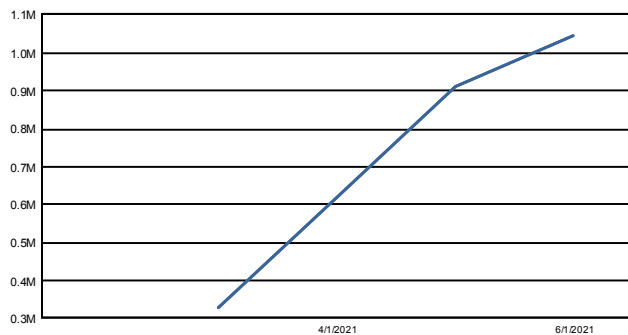
GENERAL INFORMATION

ARCHITECT: The Schemmer Associates

CONTRACTOR: CM@R - Boyd Jones

Edison

CASH-FLOW



COMMENTS

Construction work on the new addition is complete, with punch list work and closeout ongoing. The renovation work at the existing administration area and classroom mechanical equipment is scheduled to be complete in Summer 2021.

SCOPE

2303 North 97th Street
Omaha, NE 68134-5609
Phone: (402) 392-7310

The Edison Elementary School scope of work includes capital improvement with an addition to the existing building. The plan provides for finishing of the safe area into two (2) classrooms, a three (3) classroom addition, heating, ventilation and air-condition system updates along with other improvements to increase building system efficiencies.

BUDGET /COST STATUS

Edison	BUDGET	PROJECTED COSTS	(OVER)/UNDER	ACTUALS
Construction	\$3,755,446	\$3,755,446	\$0	\$3,088,533
Contingency	\$0	\$0	\$0	\$0
Design	\$279,530	\$279,530	\$0	\$266,118
FF&E	\$0	\$0	\$0	\$0
Misc.	\$78,072	\$78,072	\$0	\$47,982
TOTAL:	\$4,113,048	\$4,113,048	\$0	\$3,402,633

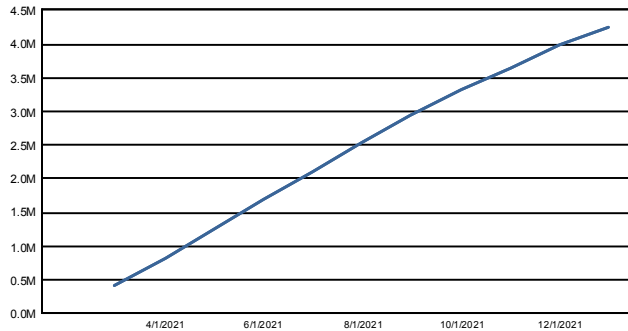
GENERAL INFORMATION

ARCHITECT: Jackson-Jackson

CONTRACTOR: CM@R - Boyd Jones

Highland

CASH-FLOW



COMMENTS

Construction on the new addition building envelope is in progress, and will continue through Summer 2021. Mechanical, Electrical, and Plumbing work at the new addition will continue through Fall 2021. The interior renovation scope of work is in progress, and will continue through Summer 2021.

SCOPE

2625 Jefferson Street
Omaha, NE 68107-2378
Phone: (402) 734-5711

The Highland Elementary School scope of work includes a new addition and capital improvement to the existing building. The plan provides for an eleven (11) classroom addition to alleviate overcrowding along with heating, ventilation and air-condition system updates along with other improvements to increase building system efficiencies.

BUDGET /COST STATUS

Highland	BUDGET	PROJECTED COSTS	(OVER)/UNDER	ACTUALS
Construction	\$5,306,400	\$5,306,400	\$0	\$2,139,233
Contingency	\$0	\$0	\$0	\$0
Design	\$464,926	\$464,926	\$0	\$314,479
FF&E	\$0	\$0	\$0	\$0
Misc.	\$208,374	\$208,374	\$0	\$40,344
TOTAL:	\$5,979,700	\$5,979,700	\$0	\$2,494,056

GENERAL INFORMATION

ARCHITECT: Leo A Daly

CONTRACTOR: CM@R - Hausmann

King

CASH-FLOW

COMMENTS

Substantial completion was approved by the Board of Education on April 15, 2020. Project closeout documents have been submitted and transmitted to OPS.

SCOPE

3706 Maple Street
Omaha, NE 68111-3195
Phone: (402) 457-5723

The King Elementary School scope of work includes capital improvements to the existing building. The plan provides for heating, ventilation and air-condition system updates along with other improvements to increase building system efficiencies.

BUDGET /COST STATUS

King	BUDGET	PROJECTED COSTS	(OVER)/UNDER	ACTUALS
Construction	\$3,723,846	\$3,723,846	\$0	\$3,720,745
Contingency	\$0	\$0	\$0	\$0
Design	\$202,189	\$202,189	\$0	\$201,210
FF&E	\$0	\$0	\$0	\$0
Misc.	\$16,965	\$16,965	\$0	\$16,965
TOTAL:	\$3,943,000	\$3,943,000	\$0	\$3,938,920

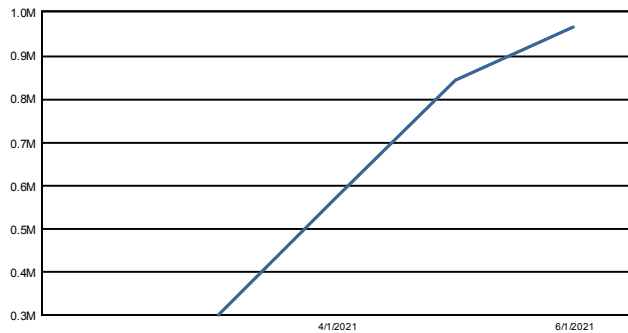
GENERAL INFORMATION

ARCHITECT: The Schemmer Associates

CONTRACTOR: Elkhorn West Construction

Masters

CASH-FLOW



COMMENTS

Substantial completion was approved by the Board of Education on March 16, 2021. The project is currently in the closeout phase with punchlist items being finalized.

SCOPE

5505 North 99th Street
Omaha, NE 68134-1599
Phone: (402) 572-1027

The Masters Elementary School scope of work includes capital improvements with an addition to the existing building. The plan provides for finishing of the safe area into two (2) classrooms, a four (4) classroom addition heating, ventilation and air-condition system updates along with other improvements to increase building system efficiencies.

BUDGET /COST STATUS

Masters	BUDGET	PROJECTED COSTS	(OVER)/UNDER	ACTUALS
Construction	\$2,476,573	\$2,476,573	\$0	\$2,006,532
Contingency	\$0	\$0	\$0	\$0
Design	\$197,503	\$197,503	\$0	\$161,852
FF&E	\$0	\$0	\$0	\$0
Misc.	\$63,151	\$63,151	\$0	\$60,028
TOTAL:	\$2,737,227	\$2,737,227	\$0	\$2,228,412

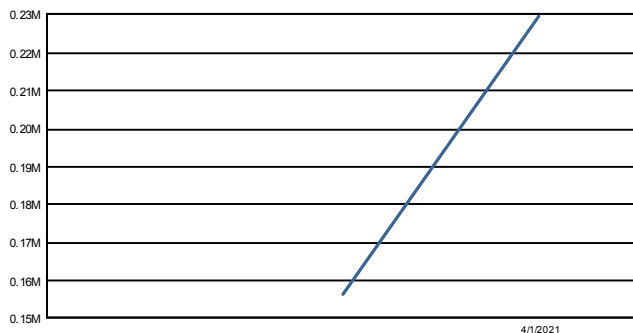
GENERAL INFORMATION

ARCHITECT: Jackson-Jackson

CONTRACTOR: CM@R - Boyd Jones

Pinewood

CASH-FLOW



COMMENTS

The substantial completion was approved by the Board of Education on October 19, 2020. Project closeout documents have been submitted and transmitted to OPS.

SCOPE

6717 North 63rd Street
Omaha, NE 68152-2210
Phone: (402) 561-6000

The Pinewood Elementary School scope of work includes capital improvement with an addition to the existing building. The plan will provide for a three (3) classroom addition, interior modifications to eliminate the 'Open Plan' layout, heating, ventilation, air-condition system updates to the existing building along with other improvements to increase building system efficiencies.

BUDGET /COST STATUS

Pinewood	BUDGET	PROJECTED COSTS	(OVER)/UNDER	ACTUALS
Construction	\$5,093,101	\$5,093,101	\$0	\$4,922,605
Contingency	\$0	\$0	\$0	\$0
Design	\$436,093	\$436,093	\$0	\$417,448
FF&E	\$0	\$0	\$0	\$0
Misc.	\$100,006	\$100,006	\$0	\$97,126
TOTAL:	\$5,629,200	\$5,629,200	\$0	\$5,437,179

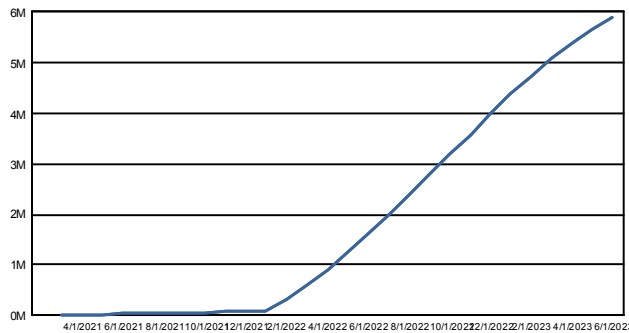
GENERAL INFORMATION

ARCHITECT: Alley Poyner Macchietto

CONTRACTOR: Meco-Henne Contracting

Spring Lake

CASH-FLOW



COMMENTS

The project is currently in the construction document phase with the projected bid/award to be completed in Summer 2021. The construction document design package is scheduled to go to the Board of Education in Spring 2021.

SCOPE

4215 South 20th Street
Omaha, NE 68107-2098
Phone: (402) 734-1833

The Spring Lake Elementary School scope of work includes a new addition and capital improvement to the existing building. The plan provides for a ten (10) classroom addition to alleviate overcrowding, heating, ventilation and air-condition system updates along with other improvements to increase building system efficiencies.

BUDGET /COST STATUS

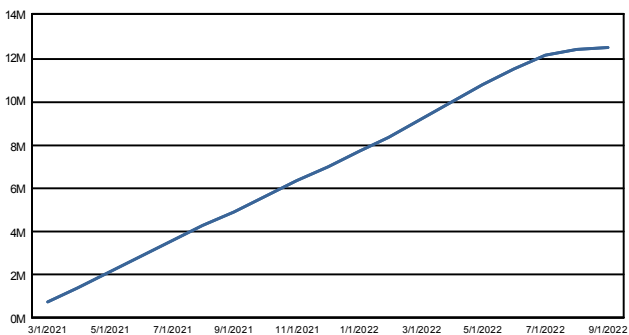
Spring Lake	BUDGET	PROJECTED COSTS	(OVER)/UNDER	ACTUALS
Construction	\$5,787,000	\$5,787,000	\$0	\$473,000
Contingency	\$382,612	\$382,612	\$0	\$0
Design	\$551,794	\$551,794	\$0	\$355,999
FF&E	\$0	\$0	\$0	\$0
Misc.	\$26,994	\$26,994	\$0	\$11,498
TOTAL:	\$6,748,400	\$6,748,400	\$0	\$840,497

GENERAL INFORMATION

ARCHITECT: The Schemmer Associates
CONTRACTOR: CM@R - Hausmann

Pine

CASH-FLOW



COMMENTS

Electrical, plumbing, mechanical and drywall work continues throughout the building. The exterior brick installation and site utilities work is ongoing.

SCOPE

The 10th and Pine Street Elementary School scope of work includes construction of a new 600-student capacity facility.

BUDGET /COST STATUS

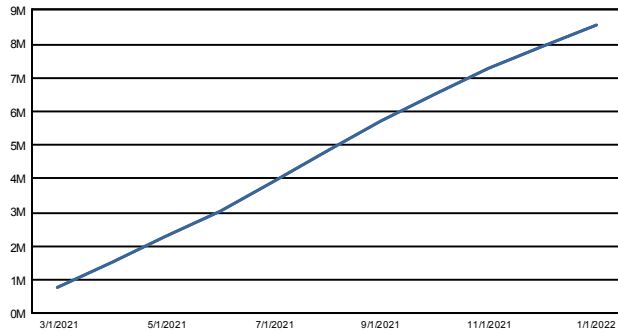
Pine	BUDGET	PROJECTED COSTS	(OVER)/UNDER	ACTUALS
Construction	\$15,474,176	\$15,474,176	\$0	\$6,920,151
Contingency	\$851,997	\$851,997	\$0	\$0
Design	\$1,200,000	\$1,200,000	\$0	\$942,875
FF&E	\$825,000	\$825,000	\$0	\$0
Misc.	\$248,827	\$248,827	\$0	\$130,908
TOTAL:	\$18,600,000	\$18,600,000	\$0	\$7,993,934

GENERAL INFORMATION

ARCHITECT: Jackson-Jackson
CONTRACTOR: CM@R - Darland

Forest Station

CASH-FLOW



COMMENTS

The drywall installation, painting and casework is ongoing. The mechanical equipment including heat pumps continue to be installed. Work continues on the installation of the exterior brick and siding.

SCOPE

The 1000 North Fort Crook Road Elementary School scope of work includes construction of a new 600-student capacity facility.

BUDGET /COST STATUS

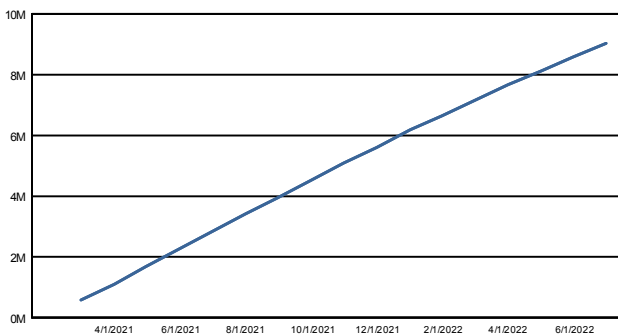
Forest Station	BUDGET	PROJECTED COSTS	(OVER)/UNDER	ACTUALS
Construction	\$18,426,862	\$18,426,862	\$0	\$13,117,254
Contingency	\$497,231	\$497,231	\$0	\$0
Design	\$1,279,238	\$1,279,238	\$0	\$1,131,916
FF&E	\$831,862	\$831,862	\$0	\$0
Misc.	\$264,807	\$264,807	\$0	\$131,219
TOTAL:	\$21,300,000	\$21,300,000	\$0	\$14,380,389

GENERAL INFORMATION

ARCHITECT: Kenneth Hahn Architects
CONTRACTOR: CM@R - Hausmann

Lewis & Clark

CASH-FLOW



COMMENTS

In the new addition, ongoing interior work continues which includes electrical and plumbing fixtures. This work also includes casework and toilet partitions that are being installed. The boiler room work has started with abatement and demolition work. The cooling tower and one chiller work is complete.

SCOPE

6901 Burt Street
Omaha, NE 68132
Phone: (402) 557-4300
The Lewis and Clark Middle School scope of work includes a new addition and capital improvement to the existing building. The plan provides for a fifteen (15) classroom addition, heating, ventilation and air-condition system updates along with other improvements to increase building system efficiencies.

BUDGET /COST STATUS

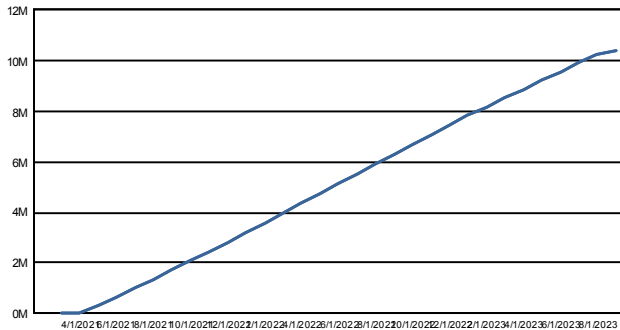
Lewis & Clark	BUDGET	PROJECTED COSTS	(OVER)/UNDER	ACTUALS
Construction	\$12,104,000	\$12,104,000	\$0	\$5,969,767
Contingency	\$496,125	\$496,125	\$0	\$0
Design	\$1,160,051	\$1,160,051	\$0	\$723,771
FF&E	\$63,999	\$63,999	\$0	\$0
Misc.	\$190,625	\$190,625	\$0	\$40,675
TOTAL:	\$14,014,800	\$14,014,800	\$0	\$6,734,213

GENERAL INFORMATION

ARCHITECT: Alley Poyner Macchietto
CONTRACTOR: CM@R - Vrana

Morton

CASH-FLOW



COMMENTS

The overall GMP Amendment is scheduled to go to the Board of Education in Spring 2021. Construction work is scheduled to begin in June 2021.

SCOPE

4606 Terrace Drive
Omaha, NE 68134
Phone: (402) 557-4700

The Morton Middle School scope of work includes a new addition and capital improvement to the existing building. The plan provides for a nine (9) classroom addition, heating, ventilation and air-condition system updates along with other improvements to increase building system efficiencies.

BUDGET /COST STATUS

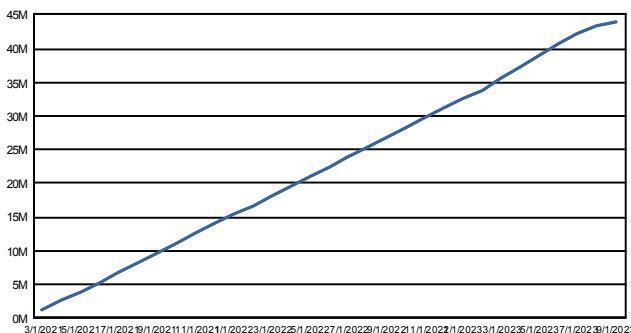
Morton	BUDGET	PROJECTED COSTS	(OVER)/UNDER	ACTUALS
Construction	\$9,155,000	\$9,155,000	\$0	\$5,350
Contingency	\$536,618	\$536,618	\$0	\$0
Design	\$863,735	\$863,735	\$0	\$408,542
FF&E	\$63,999	\$63,999	\$0	\$0
Misc.	\$42,648	\$42,648	\$0	\$14,800
TOTAL:	\$10,662,000	\$10,662,000	\$0	\$428,692

GENERAL INFORMATION

ARCHITECT: BVH Architecture
CONTRACTOR: CM@R - MCL Construction

42nd & Y St. (New)

CASH-FLOW



COMMENTS

The project will bid the final stages of the Construction Documents for the site work, track, and public improvements in May 2021. The final permit has been submitted to the City. The GMP Amendment #003 was approved by the Board of Education in April 2021. The site utilities work is ongoing and the precast panels continue to be set in place. The structural steel is on site and is being erected.

SCOPE

The 42nd and U Street Middle School scope of work includes construction of a new 1000-student capacity facility.

BUDGET /COST STATUS

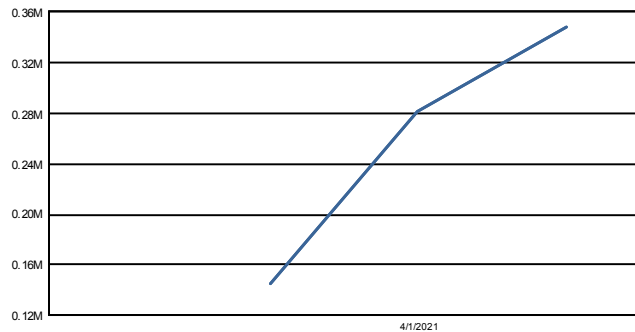
42nd & Y St. (New)	BUDGET	PROJECTED COSTS	(OVER)/UNDER	ACTUALS
Construction	\$43,566,614	\$43,566,614	\$0	\$4,648,335
Contingency	\$0	\$0	\$0	\$0
Design	\$2,281,000	\$2,281,000	\$0	\$1,690,039
FF&E	\$1,746,851	\$1,746,851	\$0	\$0
Misc.	\$350,535	\$350,535	\$0	\$83,115
TOTAL:	\$47,945,000	\$47,945,000	\$0	\$6,421,489

GENERAL INFORMATION

ARCHITECT: RDG Planning & Design
CONTRACTOR: CM@R - McCarthy

Benson

CASH-FLOW



COMMENTS

The construction work is complete and the closeout documentation is being finalized. Substantial completion was approved by the Board of Education on February 1, 2021.

SCOPE

5120 Maple Street
Omaha, NE 68104
Phone: (402) 557-3000

The Benson High School scope of work includes capital improvement to the existing building. The plan provides for heating, ventilation and air-condition system updates along with other improvements to increase building system efficiencies.

BUDGET /COST STATUS

Benson	BUDGET	PROJECTED COSTS	(OVER)/UNDER	ACTUALS
Construction	\$7,403,796	\$7,403,796	\$0	\$7,158,292
Contingency	\$0	\$0	\$0	\$0
Design	\$678,835	\$678,835	\$0	\$583,535
FF&E	\$0	\$0	\$0	\$0
Misc.	\$99,769	\$99,769	\$0	\$97,394
TOTAL:	\$8,182,400	\$8,182,400	\$0	\$7,839,220

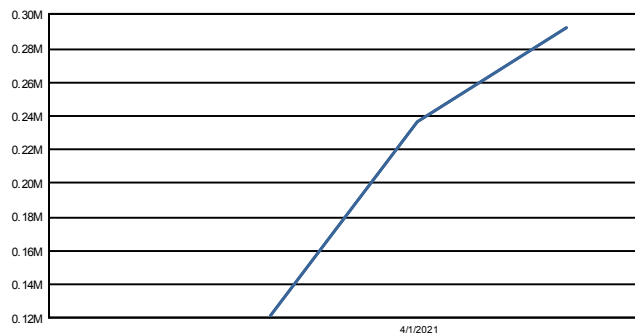
GENERAL INFORMATION

ARCHITECT: Leo A Daly

CONTRACTOR: CM@R - Hausmann

Bryan High

CASH-FLOW



COMMENTS

The construction work is complete and the closeout documentation is being finalized. Substantial completion was approved by the Board of Education on December 14, 2020.

SCOPE

4700 Giles Road
Omaha, NE 68157-2699
Phone: (402) 557-3100

The Bryan High School scope of work includes capital improvement to the existing building. The plan provides for heating, ventilation and air-condition system updates along with other improvements to increase building system efficiencies.

BUDGET /COST STATUS

Bryan High	BUDGET	PROJECTED COSTS	(OVER)/UNDER	ACTUALS
Construction	\$5,161,730	\$5,161,730	\$0	\$5,161,348
Contingency	\$0	\$0	\$0	\$0
Design	\$398,000	\$398,000	\$0	\$398,000
FF&E	\$0	\$0	\$0	\$0
Misc.	\$4,270	\$4,270	\$0	\$4,270
TOTAL:	\$5,564,000	\$5,564,000	\$0	\$5,563,618

GENERAL INFORMATION

ARCHITECT: TACK Architects

CONTRACTOR: CM@R - Hausmann

Burke

CASH-FLOW

COMMENTS

SCOPE

Substantial completion was approved by the Board of Education on October 21, 2019. Project closeout documents have been submitted and transmitted to OPS.

12200 Burke Blvd.
Omaha, NE 68154
Phone: (402) 557-3200

The Burke High School scope of work includes capital improvement to the existing building. The plan provides for heating, ventilation and air-condition system updates along with other improvements to increase building system efficiencies.

BUDGET /COST STATUS

Burke	BUDGET	PROJECTED COSTS	(OVER)/UNDER	ACTUALS
Construction	\$5,012,307	\$5,012,307	\$0	\$5,116,970
Contingency	\$0	\$0	\$0	\$0
Design	\$479,336	\$479,336	\$0	\$371,673
FF&E	\$0	\$0	\$0	\$0
Misc.	\$40,819	\$40,819	\$0	\$37,639
TOTAL:	\$5,532,462	\$5,532,462	\$0	\$5,526,282

GENERAL INFORMATION

ARCHITECT: KPE Engineers

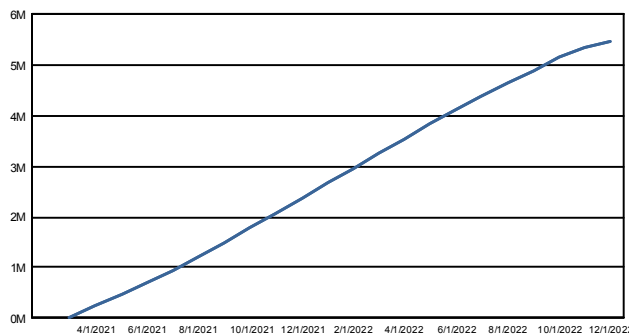
CONTRACTOR: CM@R - Weitz

Central

CASH-FLOW

COMMENTS

SCOPE



The final GMP Amendment is scheduled to go to the Board of Education in May 2021 for the deferred maintenance and refurbished spaces. Construction work is scheduled to begin in Spring 2021.

124 North 20th Street
Omaha, NE 68102
Phone: (402) 557-3300

The Central High School scope of work includes capital improvement to the existing building. The plan provides for heating, ventilation and air-condition system updates along with other improvements to increase building system efficiencies.

BUDGET /COST STATUS

Central	BUDGET	PROJECTED COSTS	(OVER)/UNDER	ACTUALS
Construction	\$4,871,520	\$4,871,520	\$0	\$2,811
Contingency	\$0	\$0	\$0	\$0
Design	\$738,960	\$738,960	\$0	\$379,402
FF&E	\$0	\$0	\$0	\$0
Misc.	\$262,320	\$262,320	\$0	\$0
TOTAL:	\$5,872,800	\$5,872,800	\$0	\$382,213

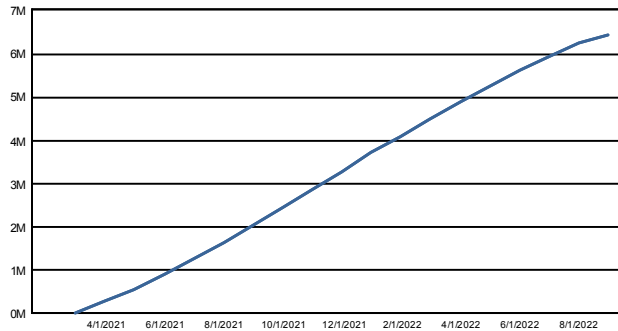
GENERAL INFORMATION

ARCHITECT: Alley Poyner Macchietto

CONTRACTOR: CM@R - The Weitz Company

North

CASH-FLOW



COMMENTS

The overall GMP Amendment is scheduled to go to the Board of Education in May 2021. Construction work is scheduled to begin in Spring 2021.

SCOPE

4410 North 36th Street
Omaha, NE 68111
Phone: (402) 557-3400

The North High School scope of work includes capital improvement to the existing building. The plan provides for heating, ventilation and air-condition system updates along with other improvements to increase building system efficiencies.

BUDGET /COST STATUS

North	BUDGET	PROJECTED COSTS	(OVER)/UNDER	ACTUALS
Construction	\$7,179,000	\$7,179,000	\$0	\$1,800
Contingency	\$496,439	\$496,439	\$0	\$0
Design	\$475,331	\$475,331	\$0	\$297,009
FF&E	\$0	\$0	\$0	\$0
Misc.	\$144,030	\$144,030	\$0	\$6,900
TOTAL:	\$8,294,800	\$8,294,800	\$0	\$305,709

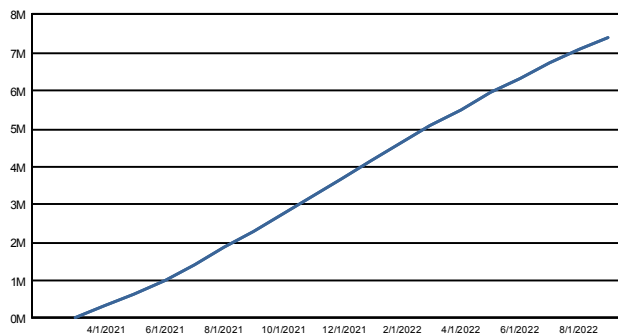
GENERAL INFORMATION

ARCHITECT: Jackson-Jackson

CONTRACTOR: CM@R - Hausmann

Northwest

CASH-FLOW



COMMENTS

The overall GMP Amendment is scheduled to go to the Board of Education in May 2021. Construction work is scheduled to begin in Spring 2021.

SCOPE

8204 Crown Point Avenue
Omaha, NE 68134
Phone: (402) 557-3500

The Northwest High School scope of work includes capital improvement to the existing building. The plan provides for heating, ventilation and air-condition system updates along with other improvements to increase building system efficiencies.

BUDGET /COST STATUS

Northwest	BUDGET	PROJECTED COSTS	(OVER)/UNDER	ACTUALS
Construction	\$6,446,000	\$6,446,000	\$0	\$800
Contingency	\$590,621	\$590,621	\$0	\$0
Design	\$549,199	\$549,199	\$0	\$375,834
FF&E	\$0	\$0	\$0	\$0
Misc.	\$149,380	\$149,380	\$0	\$0
TOTAL:	\$7,735,200	\$7,735,200	\$0	\$376,634

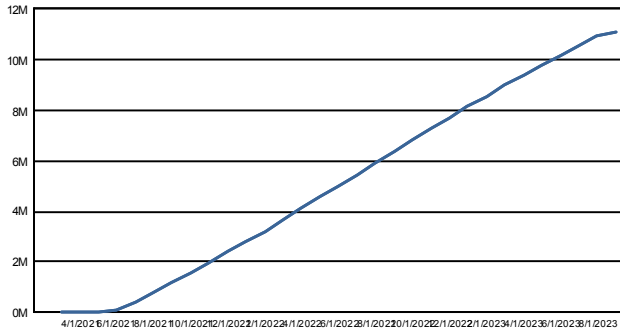
GENERAL INFORMATION

ARCHITECT: Jackson-Jackson

CONTRACTOR: CM@R - Hausmann

South

CASH-FLOW



COMMENTS

The final GMP Amendment is scheduled to go to the Board of Education in May 2021. Construction work is scheduled to begin in Spring 2021.

SCOPE

4519 South 24th Street
Omaha, NE 68107
Phone: (402) 557-3600

The South High School scope of work includes capital improvement to the existing building. The plan provides for heating, ventilation and air-condition system updates along with other improvements to increase building system efficiencies.

BUDGET /COST STATUS

South	BUDGET	PROJECTED COSTS	(OVER)/UNDER	ACTUALS
Construction	\$9,591,000	\$9,591,000	\$0	\$33,750
Contingency	\$1,055,010	\$1,055,010	\$0	\$0
Design	\$817,153	\$817,153	\$0	\$487,627
FF&E	\$0	\$0	\$0	\$0
Misc.	\$46,037	\$46,037	\$0	\$0
TOTAL:	\$11,509,200	\$11,509,200	\$0	\$521,377

GENERAL INFORMATION

ARCHITECT: BCDM Architects

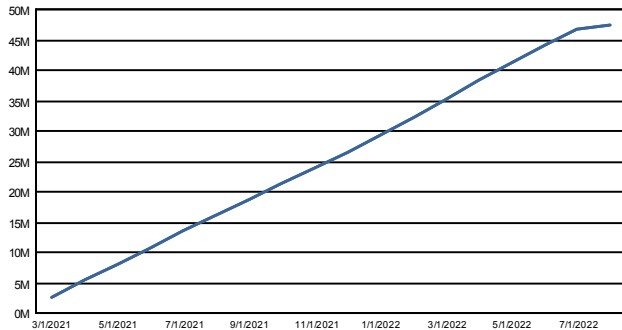
CONTRACTOR: CM@R - The Weitz Company

Buena Vista

CASH-FLOW

COMMENTS

SCOPE



Miscellaneous steel is complete. The masonry walls continue around the gym area. Metal stud framing for the administration area is complete and the mechanical and electrical rough-in work has started. The site grading is complete for the baseball field, softball field, and the track. The work on the underground drains is scheduled to be installed in May 2021. Some of the kitchen equipment has started to arrive on site. The Mechanical, electrical, and plumbing (MEP) rough-ins are complete in the west and east academic wings. The drywall work continues on the 1st floor. Painting is complete on the 3rd floor and 2nd floor of both the academic wings. The restroom tile and corridor tile for the 2nd floor academic wing is complete and this scope of work has now started on the 1st floor. The ceiling grid install work continues on the 2nd floor. The casework for the 3rd floor academic wing has started to be installed in April 2021. The flooring scope of work on the 3rd floor academic wing will start in May 2021. Light fixtures have started to be installed on the 2nd floor academic wings. Metal stud framing is complete in the teacher planning room area. The storefront windows are being installed in the administration area. Pouring of the concrete floors in the auditorium area is complete and the concrete floors are scheduled to be poured in the gym area in May 2021. The roofing at the gym area is complete. Brick installation continues at the academic wings. The prep and pour of the concrete parking lots around the site has started and will continue through Summer 2021.

The 60th and L Street High School scope of work includes construction of a new 1500-student capacity facility.

BUDGET /COST STATUS

GENERAL INFORMATION

Buena Vista	BUDGET	PROJECTED COSTS	(OVER)/UNDER	ACTUALS
Construction	\$79,104,921	\$79,104,921	\$0	\$45,164,460
Contingency	\$2,481,722	\$2,481,722	\$0	\$0
Design	\$5,194,879	\$5,194,879	\$0	\$4,151,094
FF&E	\$3,014,923	\$3,014,923	\$0	\$0
Misc.	\$662,086	\$662,086	\$0	\$396,042
TOTAL:	\$90,458,531	\$90,458,531	\$0	\$49,711,597

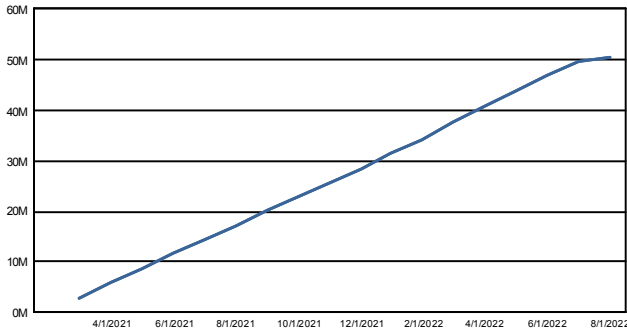
ARCHITECT: DLR Group
CONTRACTOR: CM@R - McCarthy

Westview

CASH-FLOW

COMMENTS

SCOPE



The masonry wall scope of work is complete. The learning stairs have been installed. The roofing at the YMCA area is complete and work is now underway at the JROTC area. Fireproofing is complete in the administration and auditorium area and has moved on to the YMCA area. The mechanical, electrical, and plumbing (MEP) rough-ins for the administrative area is complete and will move into the kitchen and locker room areas. Drywall of the administration area has started. Brick installation continues at the YMCA area. The MEP rough-ins continue in the east academic wings. The pouring of the concrete floor work started in the YMCA area in April 2021. The storefront windows started to be installed in the administration area in April 2021. The painting of the drywall continues in the east academic wing. The restroom and corridor tile work continues in the east academic wing. The work on the casework epoxy tops for the west academic wing has started and will then move on to the east academic wing. The ceiling grid in the east academic wing continues. The light fixtures are installed in the west academic wing. The flooring in the west academic wing will start in May 2021. The elevator will start to be installed in May 2021. The exterior metal panels continue to be installed. The site grading work for the sports fields was complete in April 2021. The installation of the underground drains for the track and field turf will start in May 2021. The pool walls in the YMCA will be poured in April 2021. The prep and pour of the concrete roads around the site has started and will continue through Summer 2021.

The 156th and Ida Street High School scope of work includes construction of a new 1500-student capacity facility. Additional square footage has been added to the plan to accommodate a partnership with the YMCA of Greater Omaha (YMCA). Through this partnership, OPS would contribute space for a cycling studio, child watch and YMCA offices, needed by the YMCA for their programs. The YMCA would contribute funds to support the construction of an aquatics center, consisting of a 6 swim lane pool with spectator seating and leisure pool area. The YMCA and OPS would share access to the Auxiliary Gym, Wrestling/Multi-Purpose Room, Weight/Fitness Room, Dance Aerobics/Multi-Purpose Room, Community Room. The shared Weight/Fitness Room and Dance Aerobics/Multi-Purpose Room would increase in size to align with the YMCA programs and equipment needs.

BUDGET /COST STATUS

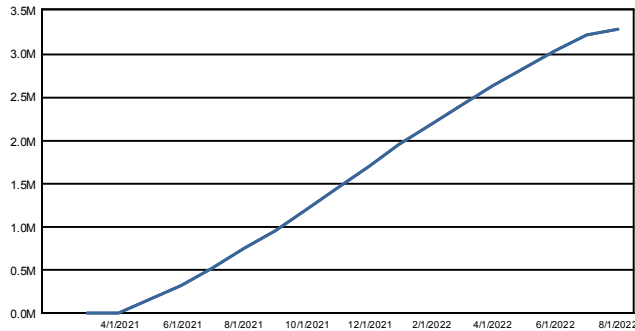
GENERAL INFORMATION

Westview	BUDGET	PROJECTED COSTS	(OVER)/UNDER	ACTUALS
Construction	\$77,242,045	\$77,242,045	\$0	\$40,865,747
Contingency	\$1,939,998	\$1,939,998	\$0	\$0
Design	\$5,717,772	\$5,717,772	\$0	\$4,956,124
FF&E	\$3,003,517	\$3,003,517	\$0	\$0
Misc.	\$657,228	\$657,228	\$0	\$353,691
TOTAL:	\$88,560,560	\$88,560,560	\$0	\$46,175,562

ARCHITECT: BCDM Architects
CONTRACTOR: CM@R - Sampson

Blackburn

CASH-FLOW



COMMENTS

The overall GMP Amendment is scheduled to go to the Board of Education in May 2021. Construction work is scheduled to begin in Spring 2021.

SCOPE

2606 Hamilton Street
Omaha, NE 68131
Phone: (402) 344-3385

The Blackburn Alternative School scope of work includes capital improvement to the existing building. The plan provides for heating, ventilation and air-condition system updates along with other improvements to increase building system efficiencies.

BUDGET /COST STATUS

Blackburn	BUDGET	PROJECTED COSTS	(OVER)/UNDER	ACTUALS
Construction	\$2,841,000	\$2,841,000	\$0	\$0
Contingency	\$312,510	\$312,510	\$0	\$0
Design	\$242,053	\$242,053	\$0	\$119,803
FF&E	\$0	\$0	\$0	\$0
Misc.	\$13,637	\$13,637	\$0	\$1,950
TOTAL:	\$3,409,200	\$3,409,200	\$0	\$121,753

GENERAL INFORMATION

ARCHITECT: KPE Engineers

CONTRACTOR: CM@R - The Weitz Company

Transition Program

CASH-FLOW

COMMENTS

SCOPE

Substantial completion was approved by the Board of Education on October 21, 2019. Project closeout documents have been submitted and transmitted to OPS.

The Transition program scope of work includes the capital to complete tenant improvement work needed to accommodate the relocation of the transition program from the Paralyzed Veterans of America location as well as the relocation of the transition program from the Career Center.

BUDGET /COST STATUS

Transition Program	BUDGET	PROJECTED COSTS	(OVER)/UNDER	ACTUALS
Construction	\$2,089,176	\$2,089,176	\$0	\$2,084,225
Contingency	\$0	\$0	\$0	\$0
Design	\$154,548	\$154,548	\$0	\$154,548
FF&E	\$61,520	\$61,520	\$0	\$61,520
Misc.	\$1,151	\$1,151	\$0	\$1,151
TOTAL:	\$2,306,394	\$2,306,394	\$0	\$2,301,443

GENERAL INFORMATION

ARCHITECT: BVH Architecture

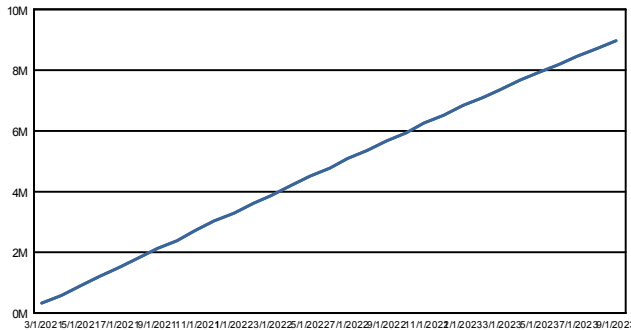
CONTRACTOR: Midwest DCM

Program Mgmt. & Admin.

CASH-FLOW

COMMENTS

SCOPE



Program Management and Administration is for the general bond program construction management and administration services.

BUDGET /COST STATUS

Program Mgmt. & Admin.	BUDGET	PROJECTED COSTS	(OVER)/UNDER	ACTUALS
Contingency	\$391,516	\$391,516	\$0	\$0
FF&E	\$150,000	\$150,000	\$0	\$2,745
Misc.	\$15,198,484	\$15,198,484	\$0	\$7,234,093
TOTAL:	\$15,740,000	\$15,740,000	\$0	\$7,236,838

GENERAL INFORMATION

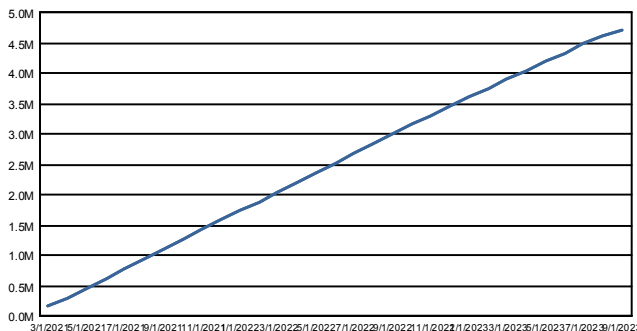
ARCHITECT: N/A
CONTRACTOR: Jacobs

Program - Contingency

CASH-FLOW

COMMENTS

SCOPE



Program Non-Spend Contingency is for the general bond program general contingency budget allocations; testing, inspection, and commissioning budget allocations; hazardous materials remediation budget allocations.

BUDGET /COST STATUS

Program - Contingency	BUDGET	PROJECTED COSTS	(OVER)/UNDER	ACTUALS
Contingency	\$3,375,604	\$3,375,604	\$0	\$0
TOTAL:	\$3,375,604	\$3,375,604	\$0	\$0

GENERAL INFORMATION

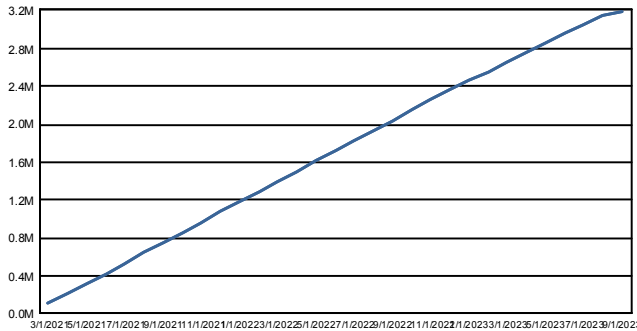
ARCHITECT: N/A
CONTRACTOR: N/A

Program - Hazardous Mtrls./Remediation

CASH-FLOW

COMMENTS

SCOPE



Program Non-Spend Contingency is for the general bond program general contingency budget allocations; testing, inspection, and commissioning budget allocations; hazardous materials remediation budget allocations.

BUDGET /COST STATUS

Program - Hazardous Mtrls./Remediation	BUDGET	PROJECTED COSTS	(OVER)/UNDER	ACTUALS
Misc.	\$3,096,200	\$3,096,200	\$0	\$0
TOTAL:	\$3,096,200	\$3,096,200	\$0	\$0

GENERAL INFORMATION

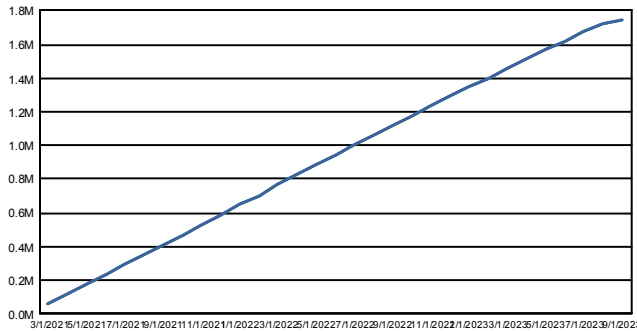
ARCHITECT: N/A
CONTRACTOR: N/A

Program - Test, Inspect, & Commish

CASH-FLOW

COMMENTS

SCOPE



Program Non-Spend Contingency is for the general bond program general contingency budget allocations; testing, inspection, and commissioning budget allocations; hazardous materials remediation budget allocations.

BUDGET /COST STATUS

Program - Test, Inspect, & Commish	BUDGET	PROJECTED COSTS	(OVER)/UNDER	ACTUALS
Misc.	\$1,602,974	\$1,602,974	\$0	\$0
TOTAL:	\$1,602,974	\$1,602,974	\$0	\$0

GENERAL INFORMATION

ARCHITECT: N/A
CONTRACTOR: N/A



2018 Bond Program - Summary By Category

Report Date 4/27/2021

Economic Inclusion Plan & Commitment Monitoring Report

The 15% EI Plan Goal is an overall Bond Program Goal which is applied to all account codes except Land Acquisition and Builders' Risk Insurance

Category	CONTRACT COMMITMENTS					EXPENDITURES				
	A Total Contract Amount (\$)	B Tier #1 Contract Commitment (\$)	C Tier #2 Contract Commitment (\$)	D=B+C Tier #1 & #2 Contract Commitment (\$)	E=D/A Tier #1 & #2 % of Contract Amount	F Tier #1 ETD (\$) Amount	G=F/B Tier #1 ETD % Contract Commitment (\$)	H Tier #2 ETD (\$) Amount	I=H/C Tier #2 ETD % Contract Commitment (\$)	J=(F+H)/A Tier #1 & #2 ETD % of Overall Contract
Architect/Engineer:	\$23,988,952	\$377,066	\$1,455,692	\$1,832,758	7.64%	\$429,356	113.87%	\$665,056	45.69%	4.56%
Construction:	\$295,957,888	\$7,797,239	\$9,711,423	\$17,508,662	5.92%	\$3,766,599	48.31%	\$5,337,852	54.96%	3.08%
Owner Administration:	\$574,831	\$0	\$364,400	\$364,400	63.39%	\$0	0.00%	\$53,360	14.64%	9.28%
Printing & Advertisement:	\$78,144	\$5,864	\$0	\$5,864	7.50%	\$5,864	100.00%	\$0	0.00%	7.50%
Program Mgmt & Admin:	\$13,558,690	\$0	\$0	\$0	0.00%	\$0	0.00%	\$0	0.00%	0.00%
Temp Housing, Utilities, Moves:	\$265,259	\$6,938	\$24,619	\$31,557	11.90%	\$6,938	100.00%	\$24,379	99.03%	11.81%
Testing, Inspection, Geotechnical:	\$3,809,691	\$1,969,165	\$270,220	\$2,239,385	58.78%	\$547,265	27.79%	\$100,952	37.36%	17.01%
Grand Total	\$338,233,455	\$10,156,272	\$11,826,354	\$21,982,626	6.50%	\$4,756,022	46.83%	\$6,181,599	52.27%	3.23%



2018 Bond Program

Report Date 4/27/2021

Economic Inclusion Plan & Commitment Monitoring Report

The 15% EI Plan Goal is an overall Bond Program Goal which is applied to all account codes except Land Acquisition and Builders' Risk Insurance

Bid Package	Vendor	A Total Contract Amount (\$)	CONTRACT COMMITMENTS				EXPENDITURES				
			B Tier #1 Contract Commitment (\$)	C Tier #2 Contract Commitment (\$)	D=B+C Tier #1 & #2 Contract Commitment (\$)	E=D/A Tier #1 & #2 % of Contract Amount	F Tier #1 ETD (\$ Amount)	G=F/B Tier #1 ETD % Contract Commitment (\$)	H Tier #2 ETD (\$ Amount)	I=H/C Tier #2 ETD % Contract Commitment (\$)	J=(F+H)/A Tier #1 & #2 ETD % of Overall Contract
Architect/Engineer											
Catlin Elementary	The Schemmer Associates Inc.	\$137,415	\$9,619	\$0	\$9,619	7.00%	\$16,511	171.65%	\$0	0.00%	12.02%
Conestoga Elementary	The Schemmer Associates Inc.	\$174,145	\$12,190	\$0	\$12,190	7.00%	\$16,511	135.45%	\$0	0.00%	9.48%
King Elementary	The Schemmer Associates Inc.	\$202,189	\$1,553	\$0	\$1,553	0.77%	\$1,553	100.00%	\$0	0.00%	0.77%
Benson High	Leo A. Daly	\$589,025	\$4,103	\$0	\$4,103	0.70%	\$0	0.00%	\$0	0.00%	0.00%
Bryan High	TACK Architects	\$398,000	\$0	\$0	\$0	0.00%	\$0	0.00%	\$2,282	0.00%	0.57%
Burke High	KPE Consulting Engineers	\$371,673	\$5,000	\$0	\$5,000	1.35%	\$33,750	675.00%	\$0	0.00%	9.08%
Forest Station Elementary	Kenneth Hahn Architects	\$1,279,238	\$0	\$130,680	\$130,680	10.22%	\$0	0.00%	\$138,273	105.81%	10.81%
Buena Vista High	DLR Group	\$5,177,210	\$161,000	\$195,500	\$356,500	6.89%	\$154,649	96.06%	\$98,480	50.37%	4.89%
Buena Vista High	DVS Security	\$17,669	\$0	\$0	\$0	0.00%	\$0	0.00%	\$0	0.00%	0.00%
Westview High	BCDM Architects	\$5,700,103	\$0	\$322,000	\$322,000	5.65%	\$0	0.00%	\$205,584	63.85%	3.61%
Westview High	DVS Security	\$17,669	\$0	\$0	\$0	0.00%	\$0	0.00%	\$0	0.00%	0.00%
Transition Program	Bahr Varmeer Haecker Architects	\$154,548	\$0	\$5,406	\$5,406	3.50%	\$0	0.00%	\$4,120	76.21%	2.67%
Pinewood Elementary	Alley-Poyner Macchietto Architecture	\$417,448	\$28,361	\$2,884	\$31,245	7.48%	\$26,616	93.85%	\$4,500	156.03%	7.45%
Edison Elementary	Jackson-Jackson & Associates, Inc.	\$279,530	\$0	\$0	\$0	0.00%	\$0	0.00%	\$0	0.00%	0.00%
Highland Elementary	Leo A. Daly	\$387,504	\$16,900	\$87,880	\$104,780	27.04%	\$14,940	88.40%	\$96,463	109.77%	28.75%
Masters Elementary	Jackson-Jackson & Associates, Inc.	\$177,870	\$0	\$0	\$0	0.00%	\$0	0.00%	\$0	0.00%	0.00%



2018 Bond Program

Report Date 4/27/2021

Economic Inclusion Plan & Commitment Monitoring Report

The 15% EI Plan Goal is an overall Bond Program Goal which is applied to all account codes except Land Acquisition and Builders' Risk Insurance

Bid Package	Vendor	A Total Contract Amount (\$)	CONTRACT COMMITMENTS				EXPENDITURES				
			B Tier #1 Contract Commitment (\$)	C Tier #2 Contract Commitment (\$)	D=B+C Tier #1 & #2 Contract Commitment (\$)	E=D/A Tier #1 & #2 % of Contract Amount	F Tier #1 ETD (\$ Amount)	G=F/B Tier #1 ETD % Contract Commitment (\$)	H Tier #2 ETD (\$ Amount)	I=H/C Tier #2 ETD % Contract Commitment (\$)	J=(F+H)/A Tier #1 & #2 ETD % of Overall Contract
Architect/Engineer											
Spring Lake Elementary	The Schemmer Associates Inc.	\$551,794	\$33,200	\$29,050	\$62,250	11.28%	\$0	0.00%	\$0	0.00%	0.00%
Lewis & Clark Middle	Alley-Poyner Macchietto Architecture	\$867,000	\$25,410	\$50,820	\$76,230	8.79%	\$28,644	112.73%	\$11,813	23.24%	4.67%
Central High	Alley-Poyner Macchietto Architecture	\$735,000	\$0	\$72,250	\$72,250	9.83%	\$0	0.00%	\$5,939	8.22%	0.81%
New MS 42nd & Y St.	RDG	\$2,281,000	\$67,830	\$90,440	\$158,270	6.94%	\$127,849	188.48%	\$0	0.00%	5.60%
Pine Elementary	Jackson-Jackson & Associates, Inc.	\$1,172,720	\$0	\$132,863	\$132,863	11.33%	\$0	0.00%	\$0	0.00%	0.00%
Adams Elementary	KPE Consulting Engineers	\$133,700	\$3,850	\$7,150	\$11,000	8.23%	\$2,100	54.55%	\$11,415	159.65%	10.11%
Northwest High	Jackson-Jackson & Associates, Inc.	\$507,788	\$0	\$91,735	\$91,735	18.07%	\$0	0.00%	\$0	0.00%	0.00%
Morton Middle	Bahr Varmeer Haecker Architects	\$863,735	\$0	\$47,469	\$47,469	5.50%	\$0	0.00%	\$0	0.00%	0.00%
North High	Jackson-Jackson & Associates, Inc.	\$440,178	\$0	\$79,400	\$79,400	18.04%	\$0	0.00%	\$0	0.00%	0.00%
Blackburn School	KPE Consulting Engineers	\$239,800	\$8,050	\$14,950	\$23,000	9.59%	\$2,130	26.46%	\$20,101	134.46%	9.27%
South High	BCDM Architects	\$715,000	\$0	\$95,215	\$95,215	13.32%	\$0	0.00%	\$66,087	69.41%	9.24%
Total For Architect/Engineer:		\$23,988,952	\$377,066	\$1,455,692	\$1,832,758	7.64%	\$429,356	113.87%	\$665,056	45.69%	4.56%
Construction											
Catlin Elementary	American Boiler Company	\$13,101	\$0	\$0	\$0	0.00%	\$0	0.00%	\$0	0.00%	0.00%
Catlin Elementary	Boyd Jones Construction	\$1,995,423	\$0	\$40,275	\$40,275	2.02%	\$0	0.00%	\$50,190	124.62%	2.52%
Catlin Elementary	Buller Fixture Company	\$30,750	\$0	\$0	\$0	0.00%	\$0	0.00%	\$0	0.00%	0.00%



2018 Bond Program

Report Date 4/27/2021

Economic Inclusion Plan & Commitment Monitoring Report

The 15% EI Plan Goal is an overall Bond Program Goal which is applied to all account codes except Land Acquisition and Builders' Risk Insurance

Bid Package	Vendor	A Total Contract Amount (\$)	CONTRACT COMMITMENTS				EXPENDITURES				
			B Tier #1 Contract Commitment (\$)	C Tier #2 Contract Commitment (\$)	D=B+C Tier #1 & #2 Contract Commitment (\$)	E=D/A Tier #1 & #2 % of Contract Amount	F Tier #1 ETD (\$ Amount)	G=F/B Tier #1 ETD % Contract Commitment (\$)	H Tier #2 ETD (\$ Amount)	I=H/C Tier #2 ETD % Contract Commitment (\$)	J=(F+H)/A Tier #1 & #2 ETD % of Overall Contract
Construction											
Catlin Elementary	Harold K. Scholz, Co.	\$800	\$0	\$0	\$0	0.00%	\$0	0.00%	\$0	0.00%	0.00%
Catlin Elementary	Jamco Abatement Services	\$12,200	\$0	\$12,200	\$12,200	100.00%	\$0	0.00%	\$12,200	100.00%	100.00%
Catlin Elementary	Jesse L Gibson	\$2,140	\$0	\$2,140	\$2,140	100.00%	\$0	0.00%	\$2,140	100.00%	100.00%
Catlin Elementary	Prime Communications Inc.	\$1,389	\$0	\$0	\$0	0.00%	\$0	0.00%	\$0	0.00%	0.00%
Catlin Elementary	Security Equipment, Inc.	\$1,834	\$0	\$0	\$0	0.00%	\$0	0.00%	\$0	0.00%	0.00%
Conestoga Elementary	Allegiance Restortation, LLC	\$3,000	\$0	\$0	\$0	0.00%	\$0	0.00%	\$0	0.00%	0.00%
Conestoga Elementary	ASI Signage	\$842	\$0	\$0	\$0	0.00%	\$0	0.00%	\$0	0.00%	0.00%
Conestoga Elementary	Boyd Jones Construction	\$1,904,607	\$0	\$47,790	\$47,790	2.51%	\$0	0.00%	\$79,465	166.28%	4.17%
Conestoga Elementary	Buller Fixture Company	\$30,750	\$0	\$0	\$0	0.00%	\$0	0.00%	\$0	0.00%	0.00%
Conestoga Elementary	Downs Electric Inc.	\$6,500	\$0	\$0	\$0	0.00%	\$0	0.00%	\$0	0.00%	0.00%
Conestoga Elementary	Electronic Sound Inc	\$4,290	\$0	\$0	\$0	0.00%	\$0	0.00%	\$0	0.00%	0.00%
Conestoga Elementary	Electronic Sound Inc	\$6,300	\$0	\$0	\$0	0.00%	\$0	0.00%	\$0	0.00%	0.00%
Conestoga Elementary	Jamco Abatement Services	\$10,792	\$0	\$10,792	\$10,792	100.00%	\$0	0.00%	\$10,792	100.00%	100.00%
Conestoga Elementary	Mechanical Systems, Inc.	\$328	\$0	\$0	\$0	0.00%	\$0	0.00%	\$0	0.00%	0.00%
Conestoga Elementary	Mustang Electric Inc.	\$1,500	\$0	\$1,500	\$1,500	100.00%	\$0	0.00%	\$1,500	100.00%	100.00%
Conestoga Elementary	Prime Communications Inc.	\$2,084	\$0	\$0	\$0	0.00%	\$0	0.00%	\$0	0.00%	0.00%
Conestoga Elementary	Security Equipment, Inc.	\$6,473	\$0	\$0	\$0	0.00%	\$0	0.00%	\$0	0.00%	0.00%



2018 Bond Program

Report Date 4/27/2021

Economic Inclusion Plan & Commitment Monitoring Report

The 15% EI Plan Goal is an overall Bond Program Goal which is applied to all account codes except Land Acquisition and Builders' Risk Insurance

Bid Package	Vendor	A Total Contract Amount (\$)	CONTRACT COMMITMENTS				EXPENDITURES				
			B Tier #1 Contract Commitment (\$)	C Tier #2 Contract Commitment (\$)	D=B+C Tier #1 & #2 Contract Commitment (\$)	E=D/A Tier #1 & #2 % of Contract Amount	F Tier #1 ETD (\$) Amount	G=F/B Tier #1 ETD % Contract Commitment (\$)	H Tier #2 ETD (\$) Amount	I=H/C Tier #2 ETD % Contract Commitment (\$)	J=(F+H)/A Tier #1 & #2 ETD % of Overall Contract
Construction											
Conestoga Elementary	Security Equipment, Inc.	\$2,951	\$0	\$0	\$0	0.00%	\$0	0.00%	\$0	0.00%	0.00%
Conestoga Elementary	Verne Simmonds Company	\$1,700	\$0	\$0	\$0	0.00%	\$0	0.00%	\$0	0.00%	0.00%
King Elementary	A United Automatic Doors & Glass	\$6,782	\$0	\$0	\$0	0.00%	\$0	0.00%	\$0	0.00%	0.00%
King Elementary	Elkhorn West Construction, Inc.	\$3,497,311	\$95,650	\$28,500	\$124,150	3.55%	\$84,616	88.46%	\$31,000	108.77%	3.31%
King Elementary	Fisher Fixture Company	\$31,768	\$0	\$0	\$0	0.00%	\$0	0.00%	\$0	0.00%	0.00%
King Elementary	Grunwald Mechanical Contractors	\$510	\$0	\$0	\$0	0.00%	\$0	0.00%	\$0	0.00%	0.00%
King Elementary	Haddock Education Technologies	\$1,229	\$0	\$0	\$0	0.00%	\$0	0.00%	\$0	0.00%	0.00%
King Elementary	Hillyard	\$7,865	\$0	\$0	\$0	0.00%	\$0	0.00%	\$0	0.00%	0.00%
King Elementary	Jamco Abatement Services	\$32,125	\$0	\$32,125	\$32,125	100.00%	\$0	0.00%	\$32,125	100.00%	100.00%
King Elementary	Mechanical Systems, Inc.	\$835	\$0	\$0	\$0	0.00%	\$0	0.00%	\$0	0.00%	0.00%
King Elementary	Mechanical Systems, Inc.	\$69,750	\$0	\$0	\$0	0.00%	\$0	0.00%	\$0	0.00%	0.00%
King Elementary	Miller Electric Company	\$20,751	\$0	\$0	\$0	0.00%	\$0	0.00%	\$0	0.00%	0.00%
King Elementary	Miller Electric Company	\$1,069	\$0	\$0	\$0	0.00%	\$0	0.00%	\$0	0.00%	0.00%
King Elementary	Omaha Stage Equipment Inc.	\$3,234	\$0	\$0	\$0	0.00%	\$0	0.00%	\$0	0.00%	0.00%
King Elementary	Prime Communications Inc.	\$403	\$0	\$0	\$0	0.00%	\$0	0.00%	\$0	0.00%	0.00%
King Elementary	Ready To Kool	\$2,155	\$0	\$0	\$0	0.00%	\$0	0.00%	\$0	0.00%	0.00%



2018 Bond Program

Report Date 4/27/2021

Economic Inclusion Plan & Commitment Monitoring Report

The 15% EI Plan Goal is an overall Bond Program Goal which is applied to all account codes except Land Acquisition and Builders' Risk Insurance

Bid Package	Vendor	A Total Contract Amount (\$)	CONTRACT COMMITMENTS				EXPENDITURES				
			B Tier #1 Contract Commitment (\$)	C Tier #2 Contract Commitment (\$)	D=B+C Tier #1 & #2 Contract Commitment (\$)	E=D/A Tier #1 & #2 % of Contract Amount	F Tier #1 ETD (\$ Amount)	G=F/B Tier #1 ETD % Contract Commitment (\$)	H Tier #2 ETD (\$ Amount)	I=H/C Tier #2 ETD % Contract Commitment (\$)	J=(F+H)/A Tier #1 & #2 ETD % of Overall Contract
Construction											
Benson High	Hausmann Construction, Inc.	\$7,353,742	\$357,648	\$73,138	\$430,786	5.86%	\$357,573	99.98%	\$58,070	79.40%	5.65%
Benson High	Heartland Scenic Studio	\$1,500	\$0	\$0	\$0	0.00%	\$0	0.00%	\$0	0.00%	0.00%
Benson High	Jamco Abatement Services	\$37,690	\$0	\$37,690	\$37,690	100.00%	\$0	0.00%	\$37,690	100.00%	100.00%
Benson High	Johnson Hardware Company	\$364	\$0	\$0	\$0	0.00%	\$0	0.00%	\$0	0.00%	0.00%
Bryan High	Hausmann Construction, Inc.	\$5,158,498	\$0	\$62,500	\$62,500	1.21%	\$0	0.00%	\$0	0.00%	0.00%
Bryan High	Heartland Scenic Studio	\$1,500	\$0	\$0	\$0	0.00%	\$0	0.00%	\$0	0.00%	0.00%
Bryan High	Jamco Abatement Services	\$1,350	\$0	\$1,350	\$1,350	100.00%	\$0	0.00%	\$1,350	100.00%	100.00%
Burke High	Heartland Scenic Studio	\$1,500	\$0	\$0	\$0	0.00%	\$0	0.00%	\$0	0.00%	0.00%
Burke High	Jamco Abatement Services	\$7,819	\$0	\$7,819	\$7,819	100.00%	\$0	0.00%	\$7,819	100.00%	100.00%
Burke High	Johnson Hardware Company	\$5,406	\$0	\$0	\$0	0.00%	\$0	0.00%	\$0	0.00%	0.00%
Burke High	Johnson Hardware Company	\$252	\$0	\$0	\$0	0.00%	\$0	0.00%	\$0	0.00%	0.00%
Burke High	Mechanical Systems, Inc.	\$21,195	\$0	\$0	\$0	0.00%	\$0	0.00%	\$0	0.00%	0.00%
Burke High	Prime Communications Inc.	\$43,578	\$0	\$0	\$0	0.00%	\$0	0.00%	\$0	0.00%	0.00%
Burke High	SunCo	\$107	\$0	\$0	\$0	0.00%	\$0	0.00%	\$0	0.00%	0.00%
Burke High	The Weitz Company	\$4,742,424	\$0	\$831,107	\$831,107	17.52%	\$0	0.00%	\$838,656	100.91%	17.68%
Burke High	Trane	\$181,075	\$0	\$0	\$0	0.00%	\$0	0.00%	\$0	0.00%	0.00%



2018 Bond Program

Report Date 4/27/2021

Economic Inclusion Plan & Commitment Monitoring Report

The 15% EI Plan Goal is an overall Bond Program Goal which is applied to all account codes except Land Acquisition and Builders' Risk Insurance

Bid Package	Vendor	A Total Contract Amount (\$)	CONTRACT COMMITMENTS				EXPENDITURES				
			B Tier #1 Contract Commitment (\$)	C Tier #2 Contract Commitment (\$)	D=B+C Tier #1 & #2 Contract Commitment (\$)	E=D/A Tier #1 & #2 % of Contract Amount	F Tier #1 ETD (\$ Amount)	G=F/B Tier #1 ETD % Contract Commitment (\$)	H Tier #2 ETD (\$ Amount)	I=H/C Tier #2 ETD % Contract Commitment (\$)	J=(F+H)/A Tier #1 & #2 ETD % of Overall Contract
Construction											
Burke High	Trane	\$4,270	\$0	\$0	\$0	0.00%	\$0	0.00%	\$0	0.00%	0.00%
Burke High	Tred-Mark Communications	\$11,116	\$0	\$0	\$0	0.00%	\$0	0.00%	\$0	0.00%	0.00%
Forest Station Elementary	Anixter, Inc.	\$9,880	\$0	\$0	\$0	0.00%	\$0	0.00%	\$0	0.00%	0.00%
Forest Station Elementary	City of Bellevue	\$64,519	\$0	\$0	\$0	0.00%	\$0	0.00%	\$0	0.00%	0.00%
Forest Station Elementary	Cox Contracting Co.	\$813,210	\$0	\$813,210	\$813,210	100.00%	\$0	0.00%	\$813,210	100.00%	100.00%
Forest Station Elementary	Cox Contracting Co.	\$600	\$0	\$600	\$600	100.00%	\$0	0.00%	\$600	100.00%	100.00%
Forest Station Elementary	Hausmann Construction, Inc.	\$17,287,385	\$0	\$912,038	\$912,038	5.28%	\$0	0.00%	\$793,292	86.98%	4.59%
Forest Station Elementary	J&R Mechanical, Inc.	\$42,123	\$0	\$0	\$0	0.00%	\$0	0.00%	\$0	0.00%	0.00%
Forest Station Elementary	Jamco Abatement Services	\$103,673	\$0	\$103,673	\$103,673	100.00%	\$0	0.00%	\$103,673	100.00%	100.00%
Forest Station Elementary	Outback Fence Co.	\$28,375	\$0	\$0	\$0	0.00%	\$0	0.00%	\$0	0.00%	0.00%
Forest Station Elementary	Sirius Computer Solutions	\$246,982	\$0	\$0	\$0	0.00%	\$0	0.00%	\$0	0.00%	0.00%
Buena Vista High	Anixter, Inc.	\$32,680	\$0	\$0	\$0	0.00%	\$0	0.00%	\$0	0.00%	0.00%
Buena Vista High	Bockmann Inc	\$870,000	\$0	\$0	\$0	0.00%	\$0	0.00%	\$0	0.00%	0.00%
Buena Vista High	City of Omaha Public Works	\$117,661	\$0	\$0	\$0	0.00%	\$0	0.00%	\$0	0.00%	0.00%
Buena Vista High	Jamco Abatement Services	\$20,700	\$0	\$20,700	\$20,700	100.00%	\$0	0.00%	\$20,700	100.00%	100.00%
Buena Vista High	McCarthy Building Companies, Inc.	\$76,051,848	\$4,541,266	\$319,150	\$4,860,416	6.39%	\$2,618,968	57.67%	\$257,883	80.80%	3.78%



2018 Bond Program

Report Date 4/27/2021

Economic Inclusion Plan & Commitment Monitoring Report

The 15% EI Plan Goal is an overall Bond Program Goal which is applied to all account codes except Land Acquisition and Builders' Risk Insurance

Bid Package	Vendor	A Total Contract Amount (\$)	CONTRACT COMMITMENTS				EXPENDITURES				
			B Tier #1 Contract Commitment (\$)	C Tier #2 Contract Commitment (\$)	D=B+C Tier #1 & #2 Contract Commitment (\$)	E=D/A Tier #1 & #2 % of Contract Amount	F Tier #1 ETD (\$) Amount	G=F/B Tier #1 ETD % Contract Commitment (\$)	H Tier #2 ETD (\$) Amount	I=H/C Tier #2 ETD % Contract Commitment (\$)	J=(F+H)/A Tier #1 & #2 ETD % of Overall Contract
Construction											
Buena Vista High	Sirius Computer Solutions	\$741,407	\$0	\$0	\$0	0.00%	\$0	0.00%	\$0	0.00%	0.00%
Westview High	Anixter, Inc.	\$22,763	\$0	\$0	\$0	0.00%	\$0	0.00%	\$0	0.00%	0.00%
Westview High	City of Omaha Planning	\$438,640	\$0	\$0	\$0	0.00%	\$0	0.00%	\$0	0.00%	0.00%
Westview High	Metropolitan Utilities District	\$140,000	\$0	\$0	\$0	0.00%	\$0	0.00%	\$0	0.00%	0.00%
Westview High	Sampson Construction	\$75,528,140	\$2,345,490	\$3,824,794	\$6,170,284	8.17%	\$329,416	14.04%	\$439,222	11.48%	1.02%
Westview High	Sirius Computer Solutions	\$609,451	\$0	\$0	\$0	0.00%	\$0	0.00%	\$0	0.00%	0.00%
Transition Program	A United Automatic Doors & Glass	\$5,265	\$0	\$0	\$0	0.00%	\$0	0.00%	\$0	0.00%	0.00%
Transition Program	Allegiance Restortation, LLC	\$9,426	\$0	\$0	\$0	0.00%	\$0	0.00%	\$0	0.00%	0.00%
Transition Program	Binyard Specialty Cleaning	\$1,176	\$1,176	\$0	\$1,176	100.00%	\$1,176	100.00%	\$0	0.00%	100.00%
Transition Program	GovConnection, Inc.	\$1,498	\$0	\$0	\$0	0.00%	\$0	0.00%	\$0	0.00%	0.00%
Transition Program	Hillyard	\$7,554	\$0	\$0	\$0	0.00%	\$0	0.00%	\$0	0.00%	0.00%
Transition Program	KE Flex Contracting	\$1,690	\$0	\$0	\$0	0.00%	\$0	0.00%	\$0	0.00%	0.00%
Transition Program	Midwest DCM	\$2,042,526	\$0	\$0	\$0	0.00%	\$0	0.00%	\$0	0.00%	0.00%
Transition Program	Nebraska Furniture Mart	\$1,824	\$0	\$0	\$0	0.00%	\$0	0.00%	\$0	0.00%	0.00%
Transition Program	Nebraska Furniture Mart	\$3,197	\$0	\$0	\$0	0.00%	\$0	0.00%	\$0	0.00%	0.00%
Transition Program	Prime Communications Inc.	\$4,718	\$0	\$0	\$0	0.00%	\$0	0.00%	\$0	0.00%	0.00%
Transition Program	Security Equipment, Inc.	\$4,951	\$0	\$0	\$0	0.00%	\$0	0.00%	\$0	0.00%	0.00%



2018 Bond Program

Report Date 4/27/2021

Economic Inclusion Plan & Commitment Monitoring Report

The 15% EI Plan Goal is an overall Bond Program Goal which is applied to all account codes except Land Acquisition and Builders' Risk Insurance

Bid Package	Vendor	A Total Contract Amount (\$)	CONTRACT COMMITMENTS				EXPENDITURES				
			B Tier #1 Contract Commitment (\$)	C Tier #2 Contract Commitment (\$)	D=B+C Tier #1 & #2 Contract Commitment (\$)	E=D/A Tier #1 & #2 % of Contract Amount	F Tier #1 ETD (\$ Amount)	G=F/B Tier #1 ETD % Contract Commitment (\$)	H Tier #2 ETD (\$ Amount)	I=H/C Tier #2 ETD % Contract Commitment (\$)	J=(F+H)/A Tier #1 & #2 ETD % of Overall Contract
Construction											
Transition Program	Sirius Computer Solutions	\$61,520	\$0	\$0	\$0	0.00%	\$0	0.00%	\$0	0.00%	0.00%
Transition Program	Sirius Computer Solutions	\$1,725	\$0	\$0	\$0	0.00%	\$0	0.00%	\$0	0.00%	0.00%
Pinewood Elementary	All Makes Office Equipment Co	\$16,638	\$0	\$0	\$0	0.00%	\$0	0.00%	\$0	0.00%	0.00%
Pinewood Elementary	Centaur Electric Inc.	\$9,790	\$0	\$0	\$0	0.00%	\$0	0.00%	\$0	0.00%	0.00%
Pinewood Elementary	Christopherson Plumbing, LLC	\$3,520	\$0	\$3,520	\$3,520	100.00%	\$0	0.00%	\$3,520	100.00%	100.00%
Pinewood Elementary	Future Construction Specialties	\$22,962	\$22,962	\$0	\$22,962	100.00%	\$22,962	100.00%	\$0	0.00%	100.00%
Pinewood Elementary	Grunwald Mechanical Contractors	\$15,021	\$0	\$0	\$0	0.00%	\$0	0.00%	\$0	0.00%	0.00%
Pinewood Elementary	Hillyard	\$7,100	\$0	\$0	\$0	0.00%	\$0	0.00%	\$0	0.00%	0.00%
Pinewood Elementary	Independent Roofing Company	\$547	\$0	\$0	\$0	0.00%	\$0	0.00%	\$0	0.00%	0.00%
Pinewood Elementary	Jamco Abatement Services	\$15,230	\$0	\$15,230	\$15,230	100.00%	\$0	0.00%	\$15,230	100.00%	100.00%
Pinewood Elementary	Johnson Controls	\$12,985	\$0	\$0	\$0	0.00%	\$0	0.00%	\$0	0.00%	0.00%
Pinewood Elementary	Johnson Hardware Company	\$1,736	\$0	\$0	\$0	0.00%	\$0	0.00%	\$0	0.00%	0.00%
Pinewood Elementary	Meco-Henne Contracting, Inc.	\$4,641,892	\$0	\$289,000	\$289,000	6.23%	\$25,428	0.00%	\$322,018	111.42%	7.49%
Pinewood Elementary	Metropolitan Utilities District	\$8,195	\$0	\$0	\$0	0.00%	\$0	0.00%	\$0	0.00%	0.00%
Pinewood Elementary	Omaha Wholesale Hardware	\$1,932	\$0	\$0	\$0	0.00%	\$0	0.00%	\$0	0.00%	0.00%



2018 Bond Program

Report Date 4/27/2021

Economic Inclusion Plan & Commitment Monitoring Report

The 15% EI Plan Goal is an overall Bond Program Goal which is applied to all account codes except Land Acquisition and Builders' Risk Insurance

Bid Package	Vendor	A Total Contract Amount (\$)	CONTRACT COMMITMENTS				EXPENDITURES				
			B Tier #1 Contract Commitment (\$)	C Tier #2 Contract Commitment (\$)	D=B+C Tier #1 & #2 Contract Commitment (\$)	E=D/A Tier #1 & #2 % of Contract Amount	F Tier #1 ETD (\$) Amount	G=F/B Tier #1 ETD % Contract Commitment (\$)	H Tier #2 ETD (\$) Amount	I=H/C Tier #2 ETD % Contract Commitment (\$)	J=(F+H)/A Tier #1 & #2 ETD % of Overall Contract
Construction											
Pinewood Elementary	Porter Trustin Carlson Company	\$7,600	\$0	\$0	\$0	0.00%	\$0	0.00%	\$0	0.00%	0.00%
Pinewood Elementary	Prime Communications Inc.	\$5,984	\$0	\$0	\$0	0.00%	\$0	0.00%	\$0	0.00%	0.00%
Pinewood Elementary	Revolution Wraps	\$9,841	\$0	\$0	\$0	0.00%	\$0	0.00%	\$0	0.00%	0.00%
Pinewood Elementary	River City Barricade Company	\$175	\$0	\$0	\$0	0.00%	\$0	0.00%	\$0	0.00%	0.00%
Pinewood Elementary	SportsCon LLC	\$14,318	\$0	\$0	\$0	0.00%	\$0	0.00%	\$0	0.00%	0.00%
Pinewood Elementary	Virco Inc	\$44,061	\$0	\$0	\$0	0.00%	\$0	0.00%	\$0	0.00%	0.00%
Pinewood Elementary	Xtreme Heating & Cooling	\$4,667	\$0	\$0	\$0	0.00%	\$0	0.00%	\$0	0.00%	0.00%
Edison Elementary	Allegiance Restortation, LLC	\$3,000	\$0	\$0	\$0	0.00%	\$0	0.00%	\$0	0.00%	0.00%
Edison Elementary	Amazon Business Service	\$723	\$0	\$0	\$0	0.00%	\$0	0.00%	\$0	0.00%	0.00%
Edison Elementary	Boyd Jones Construction	\$3,631,534	\$0	\$500,357	\$500,357	13.78%	\$0	0.00%	\$553,121	110.55%	15.23%
Edison Elementary	Buller Fixture Company	\$30,750	\$0	\$0	\$0	0.00%	\$0	0.00%	\$0	0.00%	0.00%
Edison Elementary	Jamco Abatement Services	\$51,750	\$0	\$51,750	\$51,750	100.00%	\$0	0.00%	\$51,750	100.00%	100.00%
Edison Elementary	Mechanical Systems, Inc.	\$328	\$0	\$0	\$0	0.00%	\$0	0.00%	\$0	0.00%	0.00%
Edison Elementary	Mustang Electric Inc.	\$1,500	\$0	\$1,500	\$1,500	100.00%	\$0	0.00%	\$1,500	100.00%	100.00%
Edison Elementary	Omaha Wholesale Hardware	\$708	\$0	\$0	\$0	0.00%	\$0	0.00%	\$0	0.00%	0.00%
Edison Elementary	Prime Communications Inc.	\$6,057	\$0	\$0	\$0	0.00%	\$0	0.00%	\$0	0.00%	0.00%



2018 Bond Program

Report Date 4/27/2021

Economic Inclusion Plan & Commitment Monitoring Report

The 15% EI Plan Goal is an overall Bond Program Goal which is applied to all account codes except Land Acquisition and Builders' Risk Insurance

Bid Package	Vendor	A Total Contract Amount (\$)	CONTRACT COMMITMENTS				EXPENDITURES				
			B Tier #1 Contract Commitment (\$)	C Tier #2 Contract Commitment (\$)	D=B+C Tier #1 & #2 Contract Commitment (\$)	E=D/A Tier #1 & #2 % of Contract Amount	F Tier #1 ETD (\$ Amount)	G=F/B Tier #1 ETD % Contract Commitment (\$)	H Tier #2 ETD (\$ Amount)	I=H/C Tier #2 ETD % Contract Commitment (\$)	J=(F+H)/A Tier #1 & #2 ETD % of Overall Contract
Construction											
Edison Elementary	Security Equipment, Inc.	\$3,806	\$0	\$0	\$0	0.00%	\$0	0.00%	\$0	0.00%	0.00%
Edison Elementary	Window Optics LLC	\$2,747	\$0	\$0	\$0	0.00%	\$0	0.00%	\$0	0.00%	0.00%
Highland Elementary	Hausmann Construction, Inc.	\$5,253,744	\$70,600	\$536,190	\$606,790	11.55%	\$214,007	303.13%	\$68,960	12.86%	5.39%
Highland Elementary	Jamco Abatement Services	\$9,760	\$0	\$9,760	\$9,760	100.00%	\$0	0.00%	\$9,760	100.00%	100.00%
Masters Elementary	American Trailer & Storage Inc.	\$3,947	\$0	\$0	\$0	0.00%	\$0	0.00%	\$0	0.00%	0.00%
Masters Elementary	Anderson Excavating Co.	\$13,920	\$0	\$0	\$0	0.00%	\$0	0.00%	\$0	0.00%	0.00%
Masters Elementary	Boyd Jones Construction	\$2,368,107	\$0	\$342,444	\$342,444	14.46%	\$0	0.00%	\$356,385	104.07%	15.05%
Masters Elementary	Electronic Sound Inc	\$1,680	\$0	\$0	\$0	0.00%	\$0	0.00%	\$0	0.00%	0.00%
Masters Elementary	Electronic Sound Inc	\$9,183	\$0	\$0	\$0	0.00%	\$0	0.00%	\$0	0.00%	0.00%
Masters Elementary	Jamco Abatement Services	\$17,600	\$0	\$17,600	\$17,600	100.00%	\$0	0.00%	\$17,600	100.00%	100.00%
Masters Elementary	Omaha Stage Equipment Inc.	\$9,638	\$0	\$0	\$0	0.00%	\$0	0.00%	\$0	0.00%	0.00%
Masters Elementary	Palmer Hamilton LLC	\$23,907	\$0	\$0	\$0	0.00%	\$0	0.00%	\$0	0.00%	0.00%
Masters Elementary	Prime Communications Inc.	\$845	\$0	\$0	\$0	0.00%	\$0	0.00%	\$0	0.00%	0.00%
Masters Elementary	Security Equipment, Inc.	\$1,819	\$0	\$0	\$0	0.00%	\$0	0.00%	\$0	0.00%	0.00%
Spring Lake Elementary	McKinnis Inc.	\$473,000	\$0	\$0	\$0	0.00%	\$0	0.00%	\$0	0.00%	0.00%
Lewis & Clark Middle	Allegiance Restoration, LLC	\$2,658	\$0	\$0	\$0	0.00%	\$0	0.00%	\$0	0.00%	0.00%
Lewis & Clark Middle	Anixter, Inc.	\$2,640	\$0	\$0	\$0	0.00%	\$0	0.00%	\$0	0.00%	0.00%



2018 Bond Program

Report Date 4/27/2021

Economic Inclusion Plan & Commitment Monitoring Report

The 15% EI Plan Goal is an overall Bond Program Goal which is applied to all account codes except Land Acquisition and Builders' Risk Insurance

Bid Package	Vendor	A Total Contract Amount (\$)	CONTRACT COMMITMENTS				EXPENDITURES				
			B Tier #1 Contract Commitment (\$)	C Tier #2 Contract Commitment (\$)	D=B+C Tier #1 & #2 Contract Commitment (\$)	E=D/A Tier #1 & #2 % of Contract Amount	F Tier #1 ETD (\$) Amount	G=F/B Tier #1 ETD % Contract Commitment (\$)	H Tier #2 ETD (\$) Amount	I=H/C Tier #2 ETD % Contract Commitment (\$)	J=(F+H)/A Tier #1 & #2 ETD % of Overall Contract
Construction											
Lewis & Clark Middle	Grunwald Mechanical Contractors	\$17,700	\$0	\$0	\$0	0.00%	\$0	0.00%	\$0	0.00%	0.00%
Lewis & Clark Middle	Jamco Abatement Services	\$9,900	\$0	\$9,900	\$9,900	100.00%	\$0	0.00%	\$9,900	100.00%	100.00%
Lewis & Clark Middle	Kellys Carpet	\$1,289	\$0	\$0	\$0	0.00%	\$0	0.00%	\$0	0.00%	0.00%
Lewis & Clark Middle	Mid-Plains Insulation	\$1,465	\$0	\$0	\$0	0.00%	\$0	0.00%	\$0	0.00%	0.00%
Lewis & Clark Middle	Miller Electric Company	\$1,778	\$0	\$0	\$0	0.00%	\$0	0.00%	\$0	0.00%	0.00%
Lewis & Clark Middle	Sirius Computer Solutions	\$61,359	\$0	\$0	\$0	0.00%	\$0	0.00%	\$0	0.00%	0.00%
Lewis & Clark Middle	Vrana Construction	\$11,759,276	\$98,780	\$133,138	\$231,918	1.97%	\$52,454	53.10%	\$100,517	75.50%	1.30%
Central High	Mechanical Systems, Inc.	\$891	\$0	\$0	\$0	0.00%	\$0	0.00%	\$0	0.00%	0.00%
Central High	The Weitz Company	\$1,167,825	\$0	\$0	\$0	0.00%	\$0	0.00%	\$0	0.00%	0.00%
New MS 42nd & Y St.	Anixter, Inc.	\$18,580	\$0	\$0	\$0	0.00%	\$0	0.00%	\$0	0.00%	0.00%
New MS 42nd & Y St.	McCarthy Building Companies, Inc.	\$38,641,996	\$263,668	\$413,388	\$677,056	1.75%	\$60,000	22.76%	\$129,565	31.34%	0.49%
New MS 42nd & Y St.	Sirius Computer Solutions	\$450,271	\$0	\$0	\$0	0.00%	\$0	0.00%	\$0	0.00%	0.00%
Pine Elementary	Anderson Excavating Co.	\$65,800	\$0	\$0	\$0	0.00%	\$0	0.00%	\$0	0.00%	0.00%
Pine Elementary	Anixter, Inc.	\$10,640	\$0	\$0	\$0	0.00%	\$0	0.00%	\$0	0.00%	0.00%
Pine Elementary	Darland Construction Co	\$15,252,661	\$0	\$98,345	\$98,345	0.64%	\$0	0.00%	\$0	0.00%	0.00%
Pine Elementary	Jamco Abatement Services	\$106,210	\$0	\$106,210	\$106,210	100.00%	\$0	0.00%	\$106,210	100.00%	100.00%



2018 Bond Program

Report Date 4/27/2021

Economic Inclusion Plan & Commitment Monitoring Report

The 15% EI Plan Goal is an overall Bond Program Goal which is applied to all account codes except Land Acquisition and Builders' Risk Insurance

Bid Package	Vendor	A Total Contract Amount (\$)	CONTRACT COMMITMENTS				EXPENDITURES				
			B Tier #1 Contract Commitment (\$)	C Tier #2 Contract Commitment (\$)	D=B+C Tier #1 & #2 Contract Commitment (\$)	E=D/A Tier #1 & #2 % of Contract Amount	F Tier #1 ETD (\$ Amount)	G=F/B Tier #1 ETD % Contract Commitment (\$)	H Tier #2 ETD (\$ Amount)	I=H/C Tier #2 ETD % Contract Commitment (\$)	J=(F+H)/A Tier #1 & #2 ETD % of Overall Contract
Construction											
Pine Elementary	McGill Asbestos Abatement	\$28,140	\$0	\$0	\$0	0.00%	\$0	0.00%	\$0	0.00%	0.00%
Pine Elementary	Sirius Computer Solutions	\$239,092	\$0	\$0	\$0	0.00%	\$0	0.00%	\$0	0.00%	0.00%
Adams Elementary	The Weitz Company	\$1,078,094	\$0	\$0	\$0	0.00%	\$0	0.00%	\$0	0.00%	0.00%
Northwest High	10 MEN LLC	\$800	\$0	\$0	\$0	0.00%	\$0	0.00%	\$0	0.00%	0.00%
Northwest High	Hausmann Construction, Inc.	\$10,000	\$0	\$0	\$0	0.00%	\$0	0.00%	\$0	0.00%	0.00%
Morton Middle	Anixter, Inc.	\$2,640	\$0	\$0	\$0	0.00%	\$0	0.00%	\$0	0.00%	0.00%
Morton Middle	MCL Construction	\$10,000	\$0	\$0	\$0	0.00%	\$0	0.00%	\$0	0.00%	0.00%
Morton Middle	Sirius Computer Solutions	\$61,359	\$0	\$0	\$0	0.00%	\$0	0.00%	\$0	0.00%	0.00%
Morton Middle	Vinny's Tree Service	\$5,000	\$0	\$0	\$0	0.00%	\$0	0.00%	\$0	0.00%	0.00%
North High	10 MEN LLC	\$1,800	\$0	\$0	\$0	0.00%	\$0	0.00%	\$0	0.00%	0.00%
North High	Hausmann Construction, Inc.	\$10,000	\$0	\$0	\$0	0.00%	\$0	0.00%	\$0	0.00%	0.00%
Blackburn School	The Weitz Company	\$10,000	\$0	\$0	\$0	0.00%	\$0	0.00%	\$0	0.00%	0.00%
South High	The Weitz Company	\$9,557,746	\$0	\$0	\$0	0.00%	\$0	0.00%	\$0	0.00%	0.00%
Total For Construction:		\$295,957,888	\$7,797,239	\$9,711,423	\$17,508,662	5.92%	\$3,766,599	48.31%	\$5,337,852	54.96%	3.08%
Owner Administration											
Program Mgmt. & Admin.	Baird-Holm	\$132,292	\$0	\$0	\$0	0.00%	\$0	0.00%	\$0	0.00%	0.00%
Program Mgmt. & Admin.	ieDesign, LLC	\$12,358	\$0	\$12,358	\$12,358	100.00%	\$0	0.00%	\$12,358	100.00%	100.00%
Program Mgmt. & Admin.	ieDesign, LLC	\$29,280	\$0	\$29,280	\$29,280	100.00%	\$0	0.00%	\$11,300	38.59%	38.59%



2018 Bond Program

Report Date 4/27/2021

Economic Inclusion Plan & Commitment Monitoring Report

The 15% EI Plan Goal is an overall Bond Program Goal which is applied to all account codes except Land Acquisition and Builders' Risk Insurance

Bid Package	Vendor	A Total Contract Amount (\$)	CONTRACT COMMITMENTS				EXPENDITURES				
			B Tier #1 Contract Commitment (\$)	C Tier #2 Contract Commitment (\$)	D=B+C Tier #1 & #2 Contract Commitment (\$)	E=D/A Tier #1 & #2 % of Contract Amount	F Tier #1 ETD (\$ Amount)	G=F/B Tier #1 ETD % Contract Commitment (\$)	H Tier #2 ETD (\$ Amount)	I=H/C Tier #2 ETD % Contract Commitment (\$)	J=(F+H)/A Tier #1 & #2 ETD % of Overall Contract
Owner Administration											
Program Mgmt. & Admin.	ieDesign, LLC	\$14,403	\$0	\$14,403	\$14,403	100.00%	\$0	0.00%	\$6,503	45.15%	45.15%
Program Mgmt. & Admin.	ieDesign, LLC	\$45,600	\$0	\$45,600	\$45,600	100.00%	\$0	0.00%	\$16,000	35.09%	35.09%
Program Mgmt. & Admin.	ieDesign, LLC	\$38,640	\$0	\$38,640	\$38,640	100.00%	\$0	0.00%	\$0	0.00%	0.00%
Program Mgmt. & Admin.	ieDesign, LLC	\$38,640	\$0	\$38,640	\$38,640	100.00%	\$0	0.00%	\$0	0.00%	0.00%
Program Mgmt. & Admin.	ieDesign, LLC	\$38,640	\$0	\$38,640	\$38,640	100.00%	\$0	0.00%	\$0	0.00%	0.00%
Program Mgmt. & Admin.	ieDesign, LLC	\$47,520	\$0	\$47,520	\$47,520	100.00%	\$0	0.00%	\$0	0.00%	0.00%
Program Mgmt. & Admin.	ieDesign, LLC	\$47,520	\$0	\$47,520	\$47,520	100.00%	\$0	0.00%	\$0	0.00%	0.00%
Program Mgmt. & Admin.	ieDesign, LLC	\$5,000	\$0	\$5,000	\$5,000	100.00%	\$0	0.00%	\$0	0.00%	0.00%
Program Mgmt. & Admin.	ieDesign, LLC	\$46,800	\$0	\$46,800	\$46,800	100.00%	\$0	0.00%	\$7,200	15.38%	15.38%
Program Mgmt. & Admin.	Omaha Public Schools	\$78,139	\$0	\$0	\$0	0.00%	\$0	0.00%	\$0	0.00%	0.00%
Total For Owner Administration:		\$574,831	\$0	\$364,400	\$364,400	63.39%	\$0	0.00%	\$53,360	14.64%	9.28%
Printing & Advertisement											
Program Mgmt. & Admin.	A&D Technical Supply	\$32,567	\$0	\$0	\$0	0.00%	\$0	0.00%	\$0	0.00%	0.00%
Program Mgmt. & Admin.	Design 4 Screenprinting & More, Inc.	\$5,864	\$5,864	\$0	\$5,864	100.00%	\$5,864	100.00%	\$0	0.00%	100.00%
Program Mgmt. & Admin.	Simplified Office Solutions	\$6,716	\$0	\$0	\$0	0.00%	\$0	0.00%	\$0	0.00%	0.00%
Program Mgmt. & Admin.	Standard Digital Imaging	\$32,996	\$0	\$0	\$0	0.00%	\$0	0.00%	\$0	0.00%	0.00%
Total For Printing & Advertisement:		\$78,144	\$5,864	\$0	\$5,864	7.50%	\$5,864	100.00%	\$0	0.00%	7.50%
Program Mgmt & Admin											



2018 Bond Program

Report Date 4/27/2021

Economic Inclusion Plan & Commitment Monitoring Report

The 15% EI Plan Goal is an overall Bond Program Goal which is applied to all account codes except Land Acquisition and Builders' Risk Insurance

Bid Package	Vendor	A Total Contract Amount (\$)	CONTRACT COMMITMENTS				EXPENDITURES				
			B Tier #1 Contract Commitment (\$)	C Tier #2 Contract Commitment (\$)	D=B+C Tier #1 & #2 Contract Commitment (\$)	E=D/A Tier #1 & #2 % of Contract Amount	F Tier #1 ETD (\$ Amount)	G=F/B Tier #1 ETD % Contract Commitment (\$)	H Tier #2 ETD (\$ Amount)	I=H/C Tier #2 ETD % Contract Commitment (\$)	J=(F+H)/A Tier #1 & #2 ETD % of Overall Contract
Program Mgmt & Admin											
Program Mgmt. & Admin.	Bluebeam Software Inc	\$2,745	\$0	\$0	\$0	0.00%	\$0	0.00%	\$0	0.00%	0.00%
Program Mgmt. & Admin.	CDW Government	\$2,795	\$0	\$0	\$0	0.00%	\$0	0.00%	\$0	0.00%	0.00%
Program Mgmt. & Admin.	Jacobs	\$13,548,800	\$0	\$0	\$0	0.00%	\$0	0.00%	\$0	0.00%	0.00%
Program Mgmt. & Admin.	Microsoft Corporation	\$4,030	\$0	\$0	\$0	0.00%	\$0	0.00%	\$0	0.00%	0.00%
Program Mgmt. & Admin.	SoftChoice Corporation	\$320	\$0	\$0	\$0	0.00%	\$0	0.00%	\$0	0.00%	0.00%
Total For Program Mgmt & Admin:		\$13,558,690	\$0	\$0	\$0	0.00%	\$0	0.00%	\$0	0.00%	0.00%
Temp Housing, Utilities, Moves											
Catlin Elementary	Waste Management	\$473	\$0	\$0	\$0	0.00%	\$0	0.00%	\$0	0.00%	0.00%
King Elementary	Jesse L Gibson	\$240	\$0	\$240	\$240	100.00%	\$0	0.00%	\$240	100.00%	100.00%
King Elementary	Omaha Public Schools	\$219	\$0	\$0	\$0	0.00%	\$0	0.00%	\$0	0.00%	0.00%
Burke High	Omaha Public Schools	\$3,078	\$0	\$0	\$0	0.00%	\$0	0.00%	\$0	0.00%	0.00%
Forest Station Elementary	Metropolitan Utilities District	\$11,320	\$0	\$0	\$0	0.00%	\$0	0.00%	\$0	0.00%	0.00%
Forest Station Elementary	Omaha Public Power District	\$49,290	\$0	\$0	\$0	0.00%	\$0	0.00%	\$0	0.00%	0.00%
Forest Station Elementary	Unite Private Networks	\$26,116	\$0	\$0	\$0	0.00%	\$0	0.00%	\$0	0.00%	0.00%
Buena Vista High	Omaha Public Schools	\$138	\$0	\$0	\$0	0.00%	\$0	0.00%	\$0	0.00%	0.00%
Transition Program	Cox Business Services	\$300	\$0	\$0	\$0	0.00%	\$0	0.00%	\$0	0.00%	0.00%
Transition Program	Metropolitan Utilities District	\$2,581	\$0	\$0	\$0	0.00%	\$0	0.00%	\$0	0.00%	0.00%
Transition Program	Omaha Public Schools	\$746	\$0	\$0	\$0	0.00%	\$0	0.00%	\$0	0.00%	0.00%



2018 Bond Program

Report Date 4/27/2021

Economic Inclusion Plan & Commitment Monitoring Report

The 15% EI Plan Goal is an overall Bond Program Goal which is applied to all account codes except Land Acquisition and Builders' Risk Insurance

Bid Package	Vendor	A Total Contract Amount (\$)	CONTRACT COMMITMENTS				EXPENDITURES				
			B Tier #1 Contract Commitment (\$)	C Tier #2 Contract Commitment (\$)	D=B+C Tier #1 & #2 Contract Commitment (\$)	E=D/A Tier #1 & #2 % of Contract Amount	F Tier #1 ETD (\$ Amount)	G=F/B Tier #1 ETD % Contract Commitment (\$)	H Tier #2 ETD (\$ Amount)	I=H/C Tier #2 ETD % Contract Commitment (\$)	J=(F+H)/A Tier #1 & #2 ETD % of Overall Contract
Temp Housing, Utilities, Moves											
Pinewood Elementary	Cox Business Services	\$5,171	\$0	\$0	\$0	0.00%	\$0	0.00%	\$0	0.00%	0.00%
Pinewood Elementary	Cox Contracting Co.	\$4,394	\$0	\$4,394	\$4,394	100.00%	\$0	0.00%	\$4,394	100.00%	100.00%
Pinewood Elementary	Husker Tree & Landscaping	\$5,510	\$5,510	\$0	\$5,510	100.00%	\$5,510	100.00%	\$0	0.00%	100.00%
Pinewood Elementary	Jesse L Gibson	\$1,185	\$0	\$1,185	\$1,185	100.00%	\$0	0.00%	\$1,185	100.00%	100.00%
Pinewood Elementary	Omaha Public Power District	\$38,189	\$0	\$0	\$0	0.00%	\$0	0.00%	\$0	0.00%	0.00%
Pinewood Elementary	Omaha Public Schools	\$2,153	\$0	\$0	\$0	0.00%	\$0	0.00%	\$0	0.00%	0.00%
Pinewood Elementary	Scribs House Moving Inc	\$7,071	\$0	\$0	\$0	0.00%	\$0	0.00%	\$0	0.00%	0.00%
Pinewood Elementary	Unite Private Networks	\$14,738	\$0	\$0	\$0	0.00%	\$0	0.00%	\$0	0.00%	0.00%
Edison Elementary	Cox Business Services	\$7,145	\$0	\$0	\$0	0.00%	\$0	0.00%	\$0	0.00%	0.00%
Edison Elementary	Unite Private Networks	\$10,572	\$0	\$0	\$0	0.00%	\$0	0.00%	\$0	0.00%	0.00%
Highland Elementary	Cox Contracting Co.	\$10,000	\$0	\$10,000	\$10,000	100.00%	\$0	0.00%	\$10,000	100.00%	100.00%
Highland Elementary	Metropolitan Utilities District	\$9,111	\$0	\$0	\$0	0.00%	\$0	0.00%	\$0	0.00%	0.00%
Highland Elementary	Omaha Public Power District	\$18,702	\$0	\$0	\$0	0.00%	\$0	0.00%	\$0	0.00%	0.00%
Highland Elementary	Omaha Public Schools	\$660	\$0	\$0	\$0	0.00%	\$0	0.00%	\$0	0.00%	0.00%
Masters Elementary	Binyard Specialty Cleaning	\$1,428	\$1,428	\$0	\$1,428	100.00%	\$1,428	100.00%	\$0	0.00%	100.00%
Lewis & Clark Middle	Abe's Portables	\$315	\$0	\$0	\$0	0.00%	\$0	0.00%	\$0	0.00%	0.00%
Lewis & Clark Middle	Cox Contracting Co.	\$8,800	\$0	\$8,800	\$8,800	100.00%	\$0	0.00%	\$8,800	100.00%	100.00%



2018 Bond Program

Report Date 4/27/2021

Economic Inclusion Plan & Commitment Monitoring Report

The 15% EI Plan Goal is an overall Bond Program Goal which is applied to all account codes except Land Acquisition and Builders' Risk Insurance

Bid Package	Vendor	A Total Contract Amount (\$)	CONTRACT COMMITMENTS				EXPENDITURES				
			B Tier #1 Contract Commitment (\$)	C Tier #2 Contract Commitment (\$)	D=B+C Tier #1 & #2 Contract Commitment (\$)	E=D/A Tier #1 & #2 % of Contract Amount	F Tier #1 ETD (\$ Amount)	G=F/B Tier #1 ETD % Contract Commitment (\$)	H Tier #2 ETD (\$ Amount)	I=H/C Tier #2 ETD % Contract Commitment (\$)	J=(F+H)/A Tier #1 & #2 ETD % of Overall Contract
Temp Housing, Utilities, Moves											
Lewis & Clark Middle	J&R Mechanical, Inc.	\$4,250	\$0	\$0	\$0	0.00%	\$0	0.00%	\$0	0.00%	0.00%
Pine Elementary	American Fence Company	\$11,896	\$0	\$0	\$0	0.00%	\$0	0.00%	\$0	0.00%	0.00%
Pine Elementary	Metropolitan Utilities District	\$5,068	\$0	\$0	\$0	0.00%	\$0	0.00%	\$0	0.00%	0.00%
Pine Elementary	Omaha Public Power District	\$4,402	\$0	\$0	\$0	0.00%	\$0	0.00%	\$0	0.00%	0.00%
Total For Temp Housing, Utilities, Moves:		\$265,259	\$6,938	\$24,619	\$31,557	11.90%	\$6,938	100.00%	\$24,379	99.03%	11.81%
Testing, Inspection, Geotechnical											
Catlin Elementary	Optimized Systems	\$44,000	\$44,000	\$0	\$44,000	100.00%	\$35,200	80.00%	\$0	0.00%	80.00%
Catlin Elementary	Optimized Systems	\$14,200	\$14,200	\$0	\$14,200	100.00%	\$10,650	75.00%	\$0	0.00%	75.00%
Catlin Elementary	Terracon Consultants, Inc.	\$1,000	\$0	\$0	\$0	0.00%	\$0	0.00%	\$0	0.00%	0.00%
Catlin Elementary	Thiele Geotech Inc	\$2,409	\$0	\$0	\$0	0.00%	\$0	0.00%	\$0	0.00%	0.00%
Conestoga Elementary	Optimized Systems	\$49,000	\$49,000	\$0	\$49,000	100.00%	\$39,200	80.00%	\$0	0.00%	80.00%
Conestoga Elementary	Optimized Systems	\$15,300	\$15,300	\$0	\$15,300	100.00%	\$11,475	75.00%	\$0	0.00%	75.00%
Conestoga Elementary	Terracon Consultants, Inc.	\$6,760	\$0	\$0	\$0	0.00%	\$0	0.00%	\$0	0.00%	0.00%
Conestoga Elementary	Thiele Geotech Inc	\$2,165	\$0	\$0	\$0	0.00%	\$0	0.00%	\$0	0.00%	0.00%
King Elementary	Four Corners Restoration	\$2,526	\$0	\$0	\$0	0.00%	\$0	0.00%	\$0	0.00%	0.00%
King Elementary	Optimized Systems	\$44,500	\$44,500	\$0	\$44,500	100.00%	\$44,500	100.00%	\$0	0.00%	100.00%
King Elementary	Terracon Consultants, Inc.	\$14,439	\$0	\$0	\$0	0.00%	\$0	0.00%	\$0	0.00%	0.00%



2018 Bond Program

Report Date 4/27/2021

Economic Inclusion Plan & Commitment Monitoring Report

The 15% EI Plan Goal is an overall Bond Program Goal which is applied to all account codes except Land Acquisition and Builders' Risk Insurance

Bid Package	Vendor	A Total Contract Amount (\$)	CONTRACT COMMITMENTS				EXPENDITURES				
			B Tier #1 Contract Commitment (\$)	C Tier #2 Contract Commitment (\$)	D=B+C Tier #1 & #2 Contract Commitment (\$)	E=D/A Tier #1 & #2 % of Contract Amount	F Tier #1 ETD (\$ Amount)	G=F/B Tier #1 ETD % Contract Commitment (\$)	H Tier #2 ETD (\$ Amount)	I=H/C Tier #2 ETD % Contract Commitment (\$)	J=(F+H)/A Tier #1 & #2 ETD % of Overall Contract
Testing, Inspection, Geotechnical											
Benson High	Aerotech Laboratories, Inc.	\$99	\$0	\$0	\$0	0.00%	\$0	0.00%	\$0	0.00%	0.00%
Benson High	Optimized Systems	\$49,500	\$49,500	\$0	\$49,500	100.00%	\$49,500	100.00%	\$0	0.00%	100.00%
Benson High	Optimized Systems	\$47,500	\$47,500	\$0	\$47,500	100.00%	\$45,125	95.00%	\$0	0.00%	95.00%
Benson High	Terracon Consultants, Inc.	\$12,446	\$0	\$0	\$0	0.00%	\$0	0.00%	\$0	0.00%	0.00%
Benson High	Thiele Geotech Inc	\$724	\$0	\$0	\$0	0.00%	\$0	0.00%	\$0	0.00%	0.00%
Bryan High	Terracon Consultants, Inc.	\$4,270	\$0	\$0	\$0	0.00%	\$0	0.00%	\$0	0.00%	0.00%
Burke High	Alpha Land Surveying	\$4,950	\$0	\$4,950	\$4,950	100.00%	\$0	0.00%	\$4,950	100.00%	100.00%
Burke High	Alpha Land Surveying	\$5,350	\$0	\$5,350	\$5,350	100.00%	\$0	0.00%	\$5,350	100.00%	100.00%
Burke High	Ambassador Title Services	\$500	\$0	\$0	\$0	0.00%	\$0	0.00%	\$0	0.00%	0.00%
Burke High	ATC Group Services LLC	\$2,300	\$0	\$0	\$0	0.00%	\$0	0.00%	\$0	0.00%	0.00%
Burke High	Optimized Systems	\$49,000	\$49,000	\$0	\$49,000	100.00%	\$49,000	100.00%	\$0	0.00%	100.00%
Burke High	Optimized Systems	\$46,150	\$46,150	\$0	\$46,150	100.00%	\$46,150	100.00%	\$0	0.00%	100.00%
Burke High	Terracon Consultants, Inc.	\$27,094	\$0	\$0	\$0	0.00%	\$0	0.00%	\$0	0.00%	0.00%
Burke High	Terracon Consultants, Inc.	\$625	\$0	\$0	\$0	0.00%	\$0	0.00%	\$0	0.00%	0.00%
Burke High	Thompson Dreessen Dorner Inc.	\$3,000	\$0	\$0	\$0	0.00%	\$0	0.00%	\$0	0.00%	0.00%
Forest Station Elementary	First American Title Insurance Company	\$250	\$0	\$0	\$0	0.00%	\$0	0.00%	\$0	0.00%	0.00%



2018 Bond Program

Report Date 4/27/2021

Economic Inclusion Plan & Commitment Monitoring Report

The 15% EI Plan Goal is an overall Bond Program Goal which is applied to all account codes except Land Acquisition and Builders' Risk Insurance

Bid Package	Vendor	A Total Contract Amount (\$)	CONTRACT COMMITMENTS				EXPENDITURES				
			B Tier #1 Contract Commitment (\$)	C Tier #2 Contract Commitment (\$)	D=B+C Tier #1 & #2 Contract Commitment (\$)	E=D/A Tier #1 & #2 % of Contract Amount	F Tier #1 ETD (\$) Amount	G=F/B Tier #1 ETD % Contract Commitment (\$)	H Tier #2 ETD (\$) Amount	I=H/C Tier #2 ETD % Contract Commitment (\$)	J=(F+H)/A Tier #1 & #2 ETD % of Overall Contract
Testing, Inspection, Geotechnical											
Forest Station Elementary	Lamp Ryneerson & Associates	\$10,400	\$0	\$0	\$0	0.00%	\$0	0.00%	\$0	0.00%	0.00%
Forest Station Elementary	Olsson Associates	\$9,450	\$0	\$0	\$0	0.00%	\$0	0.00%	\$0	0.00%	0.00%
Forest Station Elementary	Olsson Associates	\$79,928	\$0	\$0	\$0	0.00%	\$0	0.00%	\$0	0.00%	0.00%
Forest Station Elementary	Optimized Systems	\$92,980	\$92,980	\$0	\$92,980	100.00%	\$0	0.00%	\$0	0.00%	0.00%
Forest Station Elementary	R.W. Engineering & Surveying, Inc.	\$19,800	\$0	\$19,800	\$19,800	100.00%	\$0	0.00%	\$19,432	98.14%	98.14%
Forest Station Elementary	R.W. Engineering & Surveying, Inc.	\$14,948	\$0	\$14,948	\$14,948	100.00%	\$0	0.00%	\$14,418	96.45%	96.45%
Forest Station Elementary	Terracon Consultants, Inc.	\$36,080	\$0	\$0	\$0	0.00%	\$0	0.00%	\$0	0.00%	0.00%
Forest Station Elementary	Thiele Geotech Inc	\$410	\$0	\$0	\$0	0.00%	\$0	0.00%	\$0	0.00%	0.00%
Buena Vista High	Optimized Systems	\$245,210	\$245,210	\$0	\$245,210	100.00%	\$28,949	11.81%	\$0	0.00%	11.81%
Buena Vista High	R.W. Engineering & Surveying, Inc.	\$4,543	\$0	\$4,543	\$4,543	100.00%	\$0	0.00%	\$4,543	100.00%	100.00%
Buena Vista High	R.W. Engineering & Surveying, Inc.	\$32,400	\$0	\$32,400	\$32,400	100.00%	\$0	0.00%	\$13,500	41.67%	41.67%
Buena Vista High	Terracon Consultants, Inc.	\$134,965	\$0	\$0	\$0	0.00%	\$0	0.00%	\$0	0.00%	0.00%
Buena Vista High	Terracon Consultants, Inc.	\$36,250	\$0	\$0	\$0	0.00%	\$0	0.00%	\$0	0.00%	0.00%
Buena Vista High	Terracon Consultants, Inc.	\$7,825	\$0	\$0	\$0	0.00%	\$0	0.00%	\$0	0.00%	0.00%
Buena Vista High	Terracon Consultants, Inc.	\$16,065	\$0	\$0	\$0	0.00%	\$0	0.00%	\$0	0.00%	0.00%
Buena Vista High	Terracon Consultants, Inc.	\$14,536	\$0	\$0	\$0	0.00%	\$0	0.00%	\$0	0.00%	0.00%



2018 Bond Program

Report Date 4/27/2021

Economic Inclusion Plan & Commitment Monitoring Report

The 15% EI Plan Goal is an overall Bond Program Goal which is applied to all account codes except Land Acquisition and Builders' Risk Insurance

Bid Package	Vendor	A Total Contract Amount (\$)	CONTRACT COMMITMENTS				EXPENDITURES				
			B Tier #1 Contract Commitment (\$)	C Tier #2 Contract Commitment (\$)	D=B+C Tier #1 & #2 Contract Commitment (\$)	E=D/A Tier #1 & #2 % of Contract Amount	F Tier #1 ETD (\$ Amount)	G=F/B Tier #1 ETD % Contract Commitment (\$)	H Tier #2 ETD (\$ Amount)	I=H/C Tier #2 ETD % Contract Commitment (\$)	J=(F+H)/A Tier #1 & #2 ETD % of Overall Contract
Testing, Inspection, Geotechnical											
Buena Vista High	Terracon Consultants, Inc.	\$20,725	\$0	\$0	\$0	0.00%	\$0	0.00%	\$0	0.00%	0.00%
Buena Vista High	Terracon Consultants, Inc.	\$165,355	\$0	\$0	\$0	0.00%	\$0	0.00%	\$0	0.00%	0.00%
Buena Vista High	Terracon Consultants, Inc.	\$14,295	\$0	\$0	\$0	0.00%	\$0	0.00%	\$0	0.00%	0.00%
Westview High	Lamp Rynearson & Associates	\$125,158	\$0	\$0	\$0	0.00%	\$0	0.00%	\$0	0.00%	0.00%
Westview High	Optimized Systems	\$181,215	\$181,215	\$0	\$181,215	100.00%	\$20,155	11.12%	\$0	0.00%	11.12%
Westview High	R.W. Engineering & Surveying, Inc.	\$39,300	\$0	\$39,300	\$39,300	100.00%	\$0	0.00%	\$15,750	40.08%	40.08%
Westview High	Terracon Consultants, Inc.	\$21,890	\$0	\$0	\$0	0.00%	\$0	0.00%	\$0	0.00%	0.00%
Westview High	Terracon Consultants, Inc.	\$6,920	\$0	\$0	\$0	0.00%	\$0	0.00%	\$0	0.00%	0.00%
Westview High	Terracon Consultants, Inc.	\$29,219	\$0	\$0	\$0	0.00%	\$0	0.00%	\$0	0.00%	0.00%
Westview High	Terracon Consultants, Inc.	\$154,843	\$0	\$0	\$0	0.00%	\$0	0.00%	\$0	0.00%	0.00%
Westview High	Terracon Consultants, Inc.	\$20,778	\$0	\$0	\$0	0.00%	\$0	0.00%	\$0	0.00%	0.00%
Westview High	Terracon Consultants, Inc.	\$25,434	\$0	\$0	\$0	0.00%	\$0	0.00%	\$0	0.00%	0.00%
Westview High	Terracon Consultants, Inc.	\$19,395	\$0	\$0	\$0	0.00%	\$0	0.00%	\$0	0.00%	0.00%
Westview High	Terracon Consultants, Inc.	\$11,000	\$0	\$0	\$0	0.00%	\$0	0.00%	\$0	0.00%	0.00%
Westview High	Terracon Consultants, Inc.	\$14,079	\$0	\$0	\$0	0.00%	\$0	0.00%	\$0	0.00%	0.00%



2018 Bond Program

Report Date 4/27/2021

Economic Inclusion Plan & Commitment Monitoring Report

The 15% EI Plan Goal is an overall Bond Program Goal which is applied to all account codes except Land Acquisition and Builders' Risk Insurance

Bid Package	Vendor	A Total Contract Amount (\$)	CONTRACT COMMITMENTS				EXPENDITURES				
			B Tier #1 Contract Commitment (\$)	C Tier #2 Contract Commitment (\$)	D=B+C Tier #1 & #2 Contract Commitment (\$)	E=D/A Tier #1 & #2 % of Contract Amount	F Tier #1 ETD (\$ Amount)	G=F/B Tier #1 ETD % Contract Commitment (\$)	H Tier #2 ETD (\$ Amount)	I=H/C Tier #2 ETD % Contract Commitment (\$)	J=(F+H)/A Tier #1 & #2 ETD % of Overall Contract
Testing, Inspection, Geotechnical											
Westview High	Thiele Geotech Inc	\$18,929	\$0	\$0	\$0	0.00%	\$0	0.00%	\$0	0.00%	0.00%
Transition Program	Thiele Geotech Inc	\$1,151	\$0	\$0	\$0	0.00%	\$0	0.00%	\$0	0.00%	0.00%
Pinewood Elementary	Alpha Land Surveying	\$7,250	\$0	\$7,250	\$7,250	100.00%	\$0	0.00%	\$7,250	100.00%	100.00%
Pinewood Elementary	Olsson Associates	\$650	\$0	\$0	\$0	0.00%	\$0	0.00%	\$0	0.00%	0.00%
Pinewood Elementary	Optimized Systems	\$71,600	\$71,600	\$0	\$71,600	100.00%	\$68,720	95.98%	\$0	0.00%	95.98%
Pinewood Elementary	Terracon Consultants, Inc.	\$11,075	\$0	\$0	\$0	0.00%	\$0	0.00%	\$0	0.00%	0.00%
Pinewood Elementary	Thiele Geotech Inc	\$2,600	\$0	\$0	\$0	0.00%	\$0	0.00%	\$0	0.00%	0.00%
Pinewood Elementary	Thiele Geotech Inc	\$6,831	\$0	\$0	\$0	0.00%	\$0	0.00%	\$0	0.00%	0.00%
Edison Elementary	Boundaryline Surveys	\$3,800	\$0	\$0	\$0	0.00%	\$0	0.00%	\$0	0.00%	0.00%
Edison Elementary	Olsson Associates	\$2,471	\$0	\$0	\$0	0.00%	\$0	0.00%	\$0	0.00%	0.00%
Edison Elementary	Optimized Systems	\$57,090	\$0	\$57,090	\$57,090	100.00%	\$27,000	0.00%	\$0	0.00%	47.29%
Edison Elementary	Terracon Consultants, Inc.	\$3,650	\$0	\$0	\$0	0.00%	\$0	0.00%	\$0	0.00%	0.00%
Edison Elementary	Terracon Consultants, Inc.	\$6,668	\$0	\$0	\$0	0.00%	\$0	0.00%	\$0	0.00%	0.00%
Edison Elementary	Terracon Consultants, Inc.	\$4,394	\$0	\$0	\$0	0.00%	\$0	0.00%	\$0	0.00%	0.00%
Highland Elementary	Cornerstone Surveying LLC	\$11,400	\$0	\$0	\$0	0.00%	\$0	0.00%	\$0	0.00%	0.00%
Highland Elementary	Optimized Systems	\$70,250	\$70,250	\$0	\$70,250	100.00%	\$13,783	19.62%	\$0	0.00%	19.62%
Highland Elementary	Terracon Consultants, Inc.	\$100	\$0	\$0	\$0	0.00%	\$0	0.00%	\$0	0.00%	0.00%



2018 Bond Program

Report Date 4/27/2021

Economic Inclusion Plan & Commitment Monitoring Report

The 15% EI Plan Goal is an overall Bond Program Goal which is applied to all account codes except Land Acquisition and Builders' Risk Insurance

Bid Package	Vendor	A Total Contract Amount (\$)	CONTRACT COMMITMENTS				EXPENDITURES				
			B Tier #1 Contract Commitment (\$)	C Tier #2 Contract Commitment (\$)	D=B+C Tier #1 & #2 Contract Commitment (\$)	E=D/A Tier #1 & #2 % of Contract Amount	F Tier #1 ETD (\$ Amount)	G=F/B Tier #1 ETD % Contract Commitment (\$)	H Tier #2 ETD (\$ Amount)	I=H/C Tier #2 ETD % Contract Commitment (\$)	J=(F+H)/A Tier #1 & #2 ETD % of Overall Contract
Testing, Inspection, Geotechnical											
Highland Elementary	Thiele Geotech Inc	\$3,975	\$0	\$0	\$0	0.00%	\$0	0.00%	\$0	0.00%	0.00%
Highland Elementary	Thiele Geotech Inc	\$16,585	\$0	\$0	\$0	0.00%	\$0	0.00%	\$0	0.00%	0.00%
Masters Elementary	Boundaryline Surveys	\$2,900	\$0	\$0	\$0	0.00%	\$0	0.00%	\$0	0.00%	0.00%
Masters Elementary	Olsson Associates	\$2,423	\$0	\$0	\$0	0.00%	\$0	0.00%	\$0	0.00%	0.00%
Masters Elementary	Optimized Systems	\$49,060	\$0	\$49,060	\$49,060	100.00%	\$47,117	0.00%	\$0	0.00%	96.04%
Masters Elementary	R.W. Engineering & Surveying, Inc.	\$1,180	\$0	\$1,180	\$1,180	100.00%	\$0	0.00%	\$0	0.00%	0.00%
Masters Elementary	Terracon Consultants, Inc.	\$3,650	\$0	\$0	\$0	0.00%	\$0	0.00%	\$0	0.00%	0.00%
Masters Elementary	Terracon Consultants, Inc.	\$1,445	\$0	\$0	\$0	0.00%	\$0	0.00%	\$0	0.00%	0.00%
Masters Elementary	Terracon Consultants, Inc.	\$2,493	\$0	\$0	\$0	0.00%	\$0	0.00%	\$0	0.00%	0.00%
Spring Lake Elementary	Terracon Consultants, Inc.	\$2,298	\$0	\$0	\$0	0.00%	\$0	0.00%	\$0	0.00%	0.00%
Spring Lake Elementary	Thiele Geotech Inc	\$9,200	\$0	\$0	\$0	0.00%	\$0	0.00%	\$0	0.00%	0.00%
Lewis & Clark Middle	Cornerstone Surveying LLC	\$10,350	\$0	\$0	\$0	0.00%	\$0	0.00%	\$0	0.00%	0.00%
Lewis & Clark Middle	Optimized Systems	\$151,940	\$151,940	\$0	\$151,940	100.00%	\$10,742	7.07%	\$0	0.00%	7.07%
Lewis & Clark Middle	Terracon Consultants, Inc.	\$595	\$0	\$0	\$0	0.00%	\$0	0.00%	\$0	0.00%	0.00%
Lewis & Clark Middle	Terracon Consultants, Inc.	\$24,490	\$0	\$0	\$0	0.00%	\$0	0.00%	\$0	0.00%	0.00%
Lewis & Clark Middle	Thiele Geotech Inc	\$3,250	\$0	\$0	\$0	0.00%	\$0	0.00%	\$0	0.00%	0.00%
Central High	Heartland Scenic Studio	\$1,920	\$0	\$0	\$0	0.00%	\$0	0.00%	\$0	0.00%	0.00%



2018 Bond Program

Report Date 4/27/2021

Economic Inclusion Plan & Commitment Monitoring Report

The 15% EI Plan Goal is an overall Bond Program Goal which is applied to all account codes except Land Acquisition and Builders' Risk Insurance

Bid Package	Vendor	A Total Contract Amount (\$)	CONTRACT COMMITMENTS				EXPENDITURES				
			B Tier #1 Contract Commitment (\$)	C Tier #2 Contract Commitment (\$)	D=B+C Tier #1 & #2 Contract Commitment (\$)	E=D/A Tier #1 & #2 % of Contract Amount	F Tier #1 ETD (\$ Amount)	G=F/B Tier #1 ETD % Contract Commitment (\$)	H Tier #2 ETD (\$ Amount)	I=H/C Tier #2 ETD % Contract Commitment (\$)	J=(F+H)/A Tier #1 & #2 ETD % of Overall Contract
Testing, Inspection, Geotechnical											
Central High	Optimized Systems	\$262,320	\$262,320	\$0	\$262,320	100.00%	\$0	0.00%	\$0	0.00%	0.00%
New MS 42nd & Y St.	Lamp Rynearson & Associates	\$13,900	\$0	\$0	\$0	0.00%	\$0	0.00%	\$0	0.00%	0.00%
New MS 42nd & Y St.	Olsson Associates	\$32,960	\$0	\$0	\$0	0.00%	\$0	0.00%	\$0	0.00%	0.00%
New MS 42nd & Y St.	Olsson Associates	\$20,500	\$0	\$0	\$0	0.00%	\$0	0.00%	\$0	0.00%	0.00%
New MS 42nd & Y St.	Olsson Associates	\$5,990	\$0	\$0	\$0	0.00%	\$0	0.00%	\$0	0.00%	0.00%
New MS 42nd & Y St.	Olsson Associates	\$7,305	\$0	\$0	\$0	0.00%	\$0	0.00%	\$0	0.00%	0.00%
New MS 42nd & Y St.	Olsson Associates	\$87,730	\$0	\$0	\$0	0.00%	\$0	0.00%	\$0	0.00%	0.00%
New MS 42nd & Y St.	Optimized Systems	\$156,650	\$156,650	\$0	\$156,650	100.00%	\$0	0.00%	\$0	0.00%	0.00%
New MS 42nd & Y St.	R.W. Engineering & Surveying, Inc.	\$25,500	\$0	\$25,500	\$25,500	100.00%	\$0	0.00%	\$4,350	17.06%	17.06%
Pine Elementary	Ehrhart Griffin & Associates	\$8,276	\$0	\$0	\$0	0.00%	\$0	0.00%	\$0	0.00%	0.00%
Pine Elementary	Felsburg Holt & Ullevig	\$14,500	\$0	\$0	\$0	0.00%	\$0	0.00%	\$0	0.00%	0.00%
Pine Elementary	Olsson Associates	\$16,283	\$0	\$0	\$0	0.00%	\$0	0.00%	\$0	0.00%	0.00%
Pine Elementary	Optimized Systems	\$91,340	\$91,340	\$0	\$91,340	100.00%	\$0	0.00%	\$0	0.00%	0.00%
Pine Elementary	Terracon Consultants, Inc.	\$69,719	\$0	\$0	\$0	0.00%	\$0	0.00%	\$0	0.00%	0.00%
Pine Elementary	Thiele Geotech Inc	\$8,725	\$0	\$0	\$0	0.00%	\$0	0.00%	\$0	0.00%	0.00%
Pine Elementary	Thiele Geotech Inc	\$39,984	\$0	\$0	\$0	0.00%	\$0	0.00%	\$0	0.00%	0.00%
Adams Elementary	R.W. Engineering & Surveying, Inc.	\$2,560	\$0	\$0	\$0	0.00%	\$0	0.00%	\$2,560	0.00%	100.00%



2018 Bond Program

Report Date 4/27/2021

Economic Inclusion Plan & Commitment Monitoring Report

The 15% EI Plan Goal is an overall Bond Program Goal which is applied to all account codes except Land Acquisition and Builders' Risk Insurance

Bid Package	Vendor	A Total Contract Amount (\$)	CONTRACT COMMITMENTS				EXPENDITURES				
			B Tier #1 Contract Commitment (\$)	C Tier #2 Contract Commitment (\$)	D=B+C Tier #1 & #2 Contract Commitment (\$)	E=D/A Tier #1 & #2 % of Contract Amount	F Tier #1 ETD (\$ Amount)	G=F/B Tier #1 ETD % Contract Commitment (\$)	H Tier #2 ETD (\$ Amount)	I=H/C Tier #2 ETD % Contract Commitment (\$)	J=(F+H)/A Tier #1 & #2 ETD % of Overall Contract
Testing, Inspection, Geotechnical											
Northwest High	Optimized Systems	\$149,380	\$149,380	\$0	\$149,380	100.00%	\$0	0.00%	\$0	0.00%	0.00%
Morton Middle	Cornerstone Surveying LLC	\$10,400	\$0	\$0	\$0	0.00%	\$0	0.00%	\$0	0.00%	0.00%
Morton Middle	Independent Roofing Company	\$350	\$0	\$0	\$0	0.00%	\$0	0.00%	\$0	0.00%	0.00%
Morton Middle	Thiele Geotech Inc	\$4,400	\$0	\$0	\$0	0.00%	\$0	0.00%	\$0	0.00%	0.00%
Morton Middle	Thiele Geotech Inc	\$11,825	\$0	\$0	\$0	0.00%	\$0	0.00%	\$0	0.00%	0.00%
North High	Optimized Systems	\$137,130	\$137,130	\$0	\$137,130	100.00%	\$0	0.00%	\$0	0.00%	0.00%
North High	R.W. Engineering & Surveying, Inc.	\$6,900	\$0	\$6,900	\$6,900	100.00%	\$0	0.00%	\$6,900	100.00%	100.00%
Blackburn School	R.W. Engineering & Surveying, Inc.	\$1,950	\$0	\$1,950	\$1,950	100.00%	\$0	0.00%	\$1,950	100.00%	100.00%
Total For Testing, Inspection, Geotechnical:		\$3,809,691	\$1,969,165	\$270,220	\$2,239,385	58.78%	\$547,265	27.79%	\$100,952	37.36%	17.01%
Grand Total		\$338,233,455	\$10,156,272	\$11,826,354	\$21,982,626	6.50%	\$4,756,022	46.83%	\$6,181,599	52.27%	3.23%



2018 Bond Program

Report Date: 4/28/2021

Bond Sales Premium Proceeds and Earnings Interest Report

Description	Phase	BUDGET			COST COMMITMENTS					EXPENDITURES	
		A	A1	A2=A+A1	B	C=B/A2	D	E=B+D	F=A2-E	G	H = G/A2
		Original Project Budget	Budget Transfer	Current Budget	Committed Cost	% Committed	Additional Commitments To Complete	Projected Commitments	Projected (Over) / Under	Expenditures To Date	% Expended
Bond Sale Additional Premium Proceeds											
Total Tranche Sale Premium - #001 (Par Amount of Bonds = \$80M)	Complete	\$0	\$1,366,900	\$1,366,900	\$328,388	24.02%	\$0	\$328,388	\$1,038,512	\$328,388	24.02%
Total Tranche Sale Premium - #002 (Par Amount of Bonds = \$125M)	Complete	\$0	\$10,942,515	\$10,942,515	\$578,555	5.29%	\$0	\$578,555	\$10,363,960	\$578,555	5.29%
Total Tranche Sale Premium - #003 (Par Amount of Bonds = \$140M)	Complete	\$0	\$15,535,336	\$15,535,336	\$579,500	3.73%	\$0	\$579,500	\$14,955,836	\$579,500	3.73%
Total Tranche Sale Premium - #004	Not Started	\$0	\$0	\$0	\$0	0.00%	\$0	\$0	\$0	\$0	0.00%
Bond Earnings Interest To Date											
Tranche #001 - Total Investment Results - Interest, Dividends, and Other Income	In Progress	\$0	\$1,766,177	\$1,766,177	\$0	0.00%	\$0	\$0	\$1,766,177	\$0	0.00%
Tranche #002 - Total Investment Results - Interest, Dividends, and Other Income	In Progress	\$0	\$782,884	\$782,884	\$0	0.00%	\$0	\$0	\$782,884	\$0	0.00%
Tranche #003 - Total Investment Results - Interest, Dividends, and Other Income	In Progress	\$0	(\$6,556)	(\$6,556)	\$0	0.00%	\$0	\$0	(\$6,556)	\$0	0.00%
Tranche #004 - Total Investment Results - Interest, Dividends, and Other Income	Not Started	\$0	\$0	\$0	\$0	0.00%	\$0	\$0	\$0	\$0	0.00%
Grand Totals:		\$0	\$30,387,255	\$30,387,255	\$1,486,443	4.89%	\$0	\$1,486,443	\$28,900,811	\$1,486,443	4.89%

Budget Transfer Information: Increase To Program Contingency (Project #321599)

Budget Transfer # ____: Increase To Project #321599 Program Contingency	\$0
---	-----

TOTAL:	\$0
---------------	------------