WWS K-8 Rebalancing Committee: Meeting 6

October 8, 2025

WESTFIELD WASHINGTON SCHOOLS

Agenda

Meeting Topics

Each session will use the full 90 minutes for presentations and small-group discussions. You'll hear from district leaders, ask questions, and provide input on the topics listed below:

1. **September 3:** Introduction and Overview ✅
2. **September 10:** Details and Boundary Considerations ✅
3. **September 17:** Boundary Considerations & Predictive Enrollment ✅
4. **September 24:** Review Draft Maps ✅
5. **October 1:** Continue to Review Draft Maps ✅
6. **October 8:** Final Map & Feeder Schools / Wrap-up

Rebalancing Objectives

- To create a rebalancing process involving parents and community members
- To share current information regarding student enrollments, demographics, school capacities, and future growth projections for WWS schools and community
- To discuss the considerations for rebalancing and to determine which should which should be prioritized
- To provide viable rebalancing options and a recommendation to the WWS Board of School Trustees by Nov. 7, 2025

Important Reminders

- Our goal is to do this with you, not to you!
- We ask you to represent the community members who cannot be here.
- This is a collective inquiry process.
- We will use consensus building to make decisions and the final recommendation.
  - Consensus means every voice has been heard and the will of the group is clear – not that everyone agrees!

District Norms

Respect Ourselves	Respect Each Other	Respect the Process
• Take breaks when you need them. • Permit yourself to be fully present – close your email/computer and silence your phone. • Learn something you want to learn today.	• Do as much listening as you do talking. • Use questions to invite others into the conversation. • Limit sidebar conversations to the appropriate moments.	• Believe you can learn something new today. • Learn from each other during the activities of the day. • Take notes, ask questions, and engage fully in the dialogue.

Last Meeting Recap

- Reviewed updated rebalancing maps, including changes and feeder school options, while ensuring clear facts and information were provided.

- Worked toward building consensus on the revised maps to guide the next steps in the rebalancing process.

Today's Objectives

Determine the final one or two map(s) to send to the School Board of Trustees for approval.

Finalize the feeder school proposal to send to the School Board of Trustees for approval.



What do we mean when we say...

“We’ve been working on this for two years.”

Initial Plan Presented by Former Demographer

Option 1

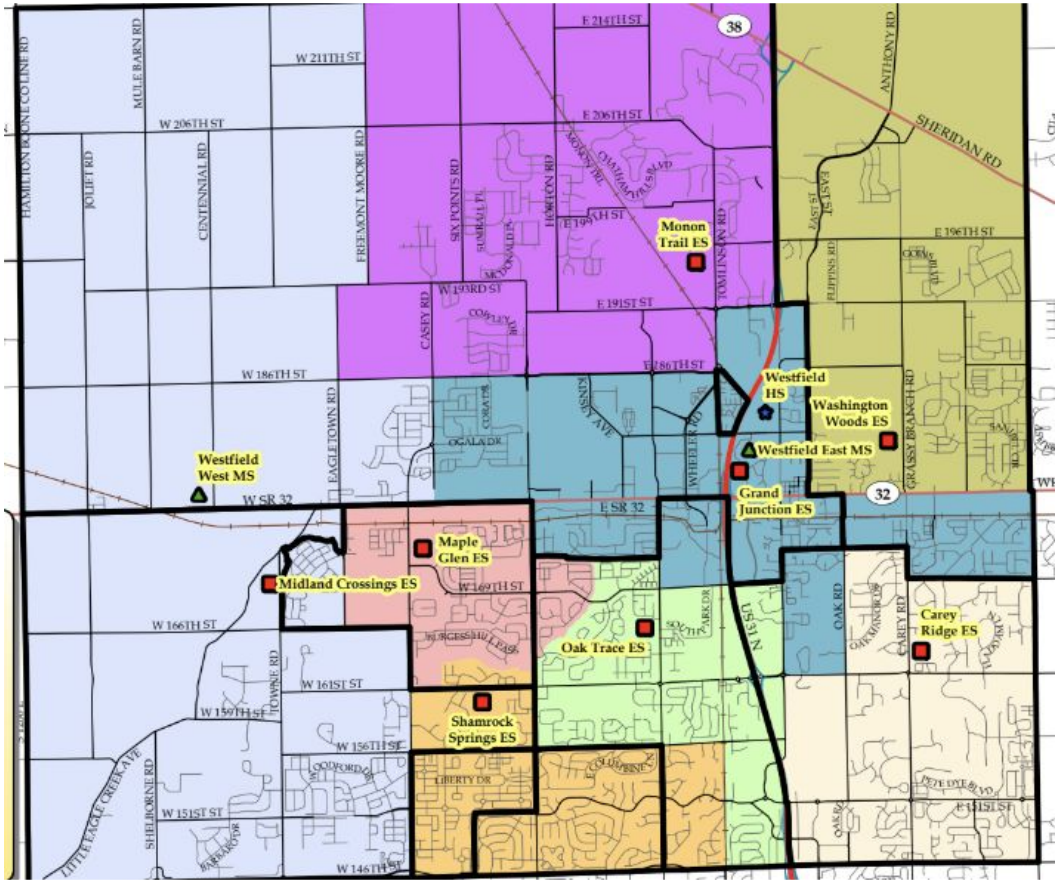

Initial Plan Presented by Former Demographer

Option 2

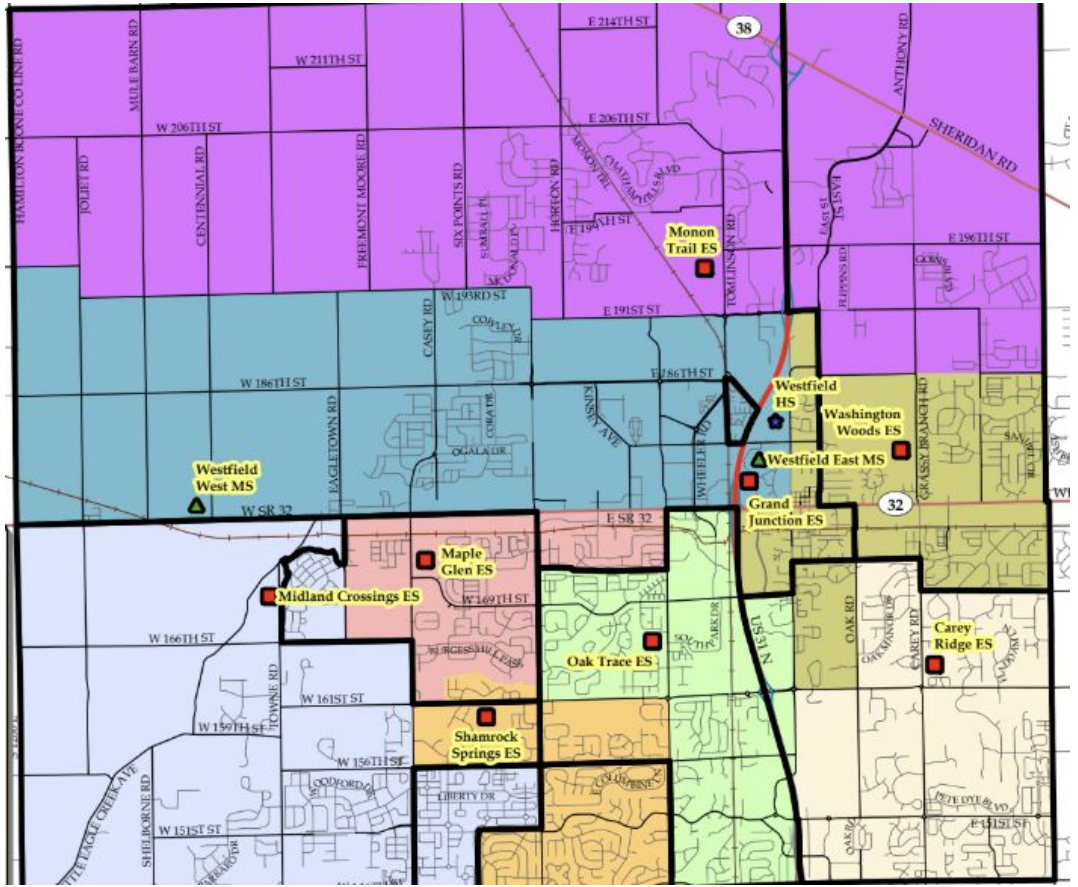

Initial Plan Presented by Former Demographer

School	Current Free/Reduced Lunch %		Option 1b Free/Reduced Lunch %		Option 2b Free/Reduced Lunch %	
	Yes	No	Yes	No	Yes	No
Carey Ridge ES	22.7%	77.3%	14.4%	85.6%	14.4%	85.6%
Maple Glen ES	15.1%	84.9%	19.0%	81.0%	21.3%	78.7%
Monon Trail ES	32.5%	67.5%	15.0%	85.0%	18.3%	81.7%
Oak Trace ES	10.5%	89.5%	18.9%	81.1%	19.0%	81.0%
Shamrock Springs ES	13.0%	87.0%	8.8%	91.2%	9.3%	90.7%
Washington Woods ES	31.7%	68.3%	24.6%	75.4%	29.8%	70.2%
Grand Junction ES	Not Open		46.4%	53.6%	49.1%	50.9%
Midland Crossing ES	Not Open		24.2%	75.8%	10.7%	89.3%
Total ES	**21.5%**	**78.5%**	**21.4%**	**78.6%**	**21.4%**	**78.6%**
Westfield Intermediate	22.6%	77.4%	Closed		Closed	
Westfield Middle East	19.9%	80.1%	25.8%	74.2%	27.7%	72.3%
Westfield Middle West	Not Open		17.5%	82.5%	14.8%	85.2%
Total MS	**21.2%**	**78.8%**	**21.2%**	**78.8%**	**21.2%**	**78.8%**

Remember Our Top Considerations

- Demographics (SES)
- Feeder Schools
- Longevity of Boundaries
- School Capacity

The Maps

- Each meeting, we come together to discuss and review maps.

- After each meeting, we take your feedback and alter and adjust with Zach from Predictive Enrollment.

- We also read and review the feedback from exit slips to get a comprehensive perspective on the committee's priorities and preferences.

Data from Last Week's Ranking

Map	1st Choice	2nd Choice	3rd Choice
1	25	10	29
2	21	30	13
3	18	24	22

1. Map 1 had the most 1st choice (25) and last choice options (29)

2. Map 2 had the most 1st and 2nd choice options with 51 or 80%

3. Map 3 had neither the most 1st choice or 3rd choice options.

Our Committee Maps

- Option 1: We kept the same
- Option 2: We revised based on feedback
- Option 3: We revamped based on feedback
- Now, there is an Option 4 based on your additional feedback.

Option 4

- Significantly reduces the splitting of neighborhoods. Westgate and Maple Knoll (Size, proximity to new school, major road split and school enrollment size)
- The range of schools is similar but the other schools have more parity.
- MCES and MTES are the lowest enrollments allowing for anticipated growth of these schools.
- Feeder school models have each middle school at 24.5% and 21.5% SES and approximately 1200 students growing to 1400 in five years. (Longevity)
- Separates MCES and SSES from WES and CRES in feeder models (largest schools and potential special education programming options)
- 34% of students are impacted, similar or less than other models.
- SES percentages at MTES have been decreasing over the last 3-4 school

Option 4

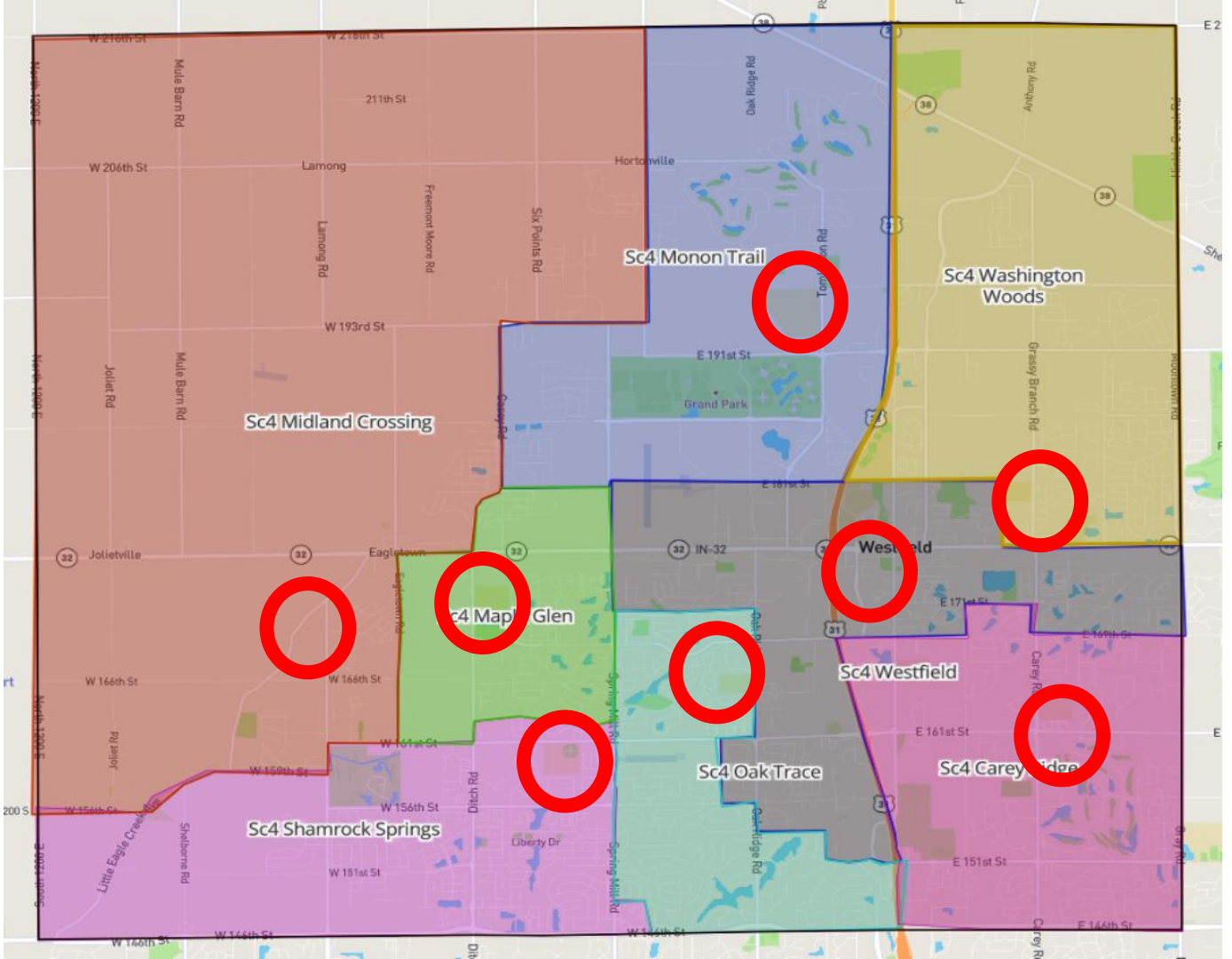

Sc4 Monon Trail
Sc4 Washington Woods
Sc4 Midland Crossing
Sc4 Westfield
Sc4 Oak Trace
Sc4 Shamrock Springs
Lamong
Hortonville
Jolietville
Eagletown
Grand Park
W 206th St
W 193rd St
E 191st St
W 166th St
E 161st St
W 156th St
W 151st St
E 151st St
Mule Barn Rd
Joliet Rd
Freemont Moore Rd
Six Points Rd
Oak Ridge Rd
Anthony Rd
Grassy Branch Rd
Ditch Rd
Liberty Dr
Shelborne Rd
Little Eagle Creek Rd
Spring Mill Rd
Carey Rd

Discussing the Developed Maps

- Spend time discussing the new Option 4 map and Feeder Maps.
- Be sure every voice is heard during the conversation.
- Write down any lingering questions that might need to be addressed.

15:00

Discussing the Developed Maps

- Now that we have familiarized ourselves with Option 4, let's review all four maps with the intentional lens of our top considerations.
  - Demographics
  - Feeder Schools*
  - Longevity of Boundaries
  - School Capacity

- On your own, process and come to a final decision on which of the four maps you prefer.

10:00

Map Final Vote

- At your table, your facilitator will give you one yellow ballot.
- Please check the box next to the map that represents your number one choice.
- Once you have written that down, please go place your vote in one of the hats we found in Dr. Hoover's office.

Feeder Schools

- Feeder Schools are contingent upon map choice.
- In all map options, contiguous boundaries was desired as well as proximity to each middle school.
- Keep in mind that even if the feeder schools stay the same, the student numbers for each will change based on the map selected.
- In a moment, you will review the feeder patterns for each map option and determine your preferred feeder school alignment for each one.
- Before that, we need to review Option 4 maps since we have not had eyes on them before.

Feeder Option 4A

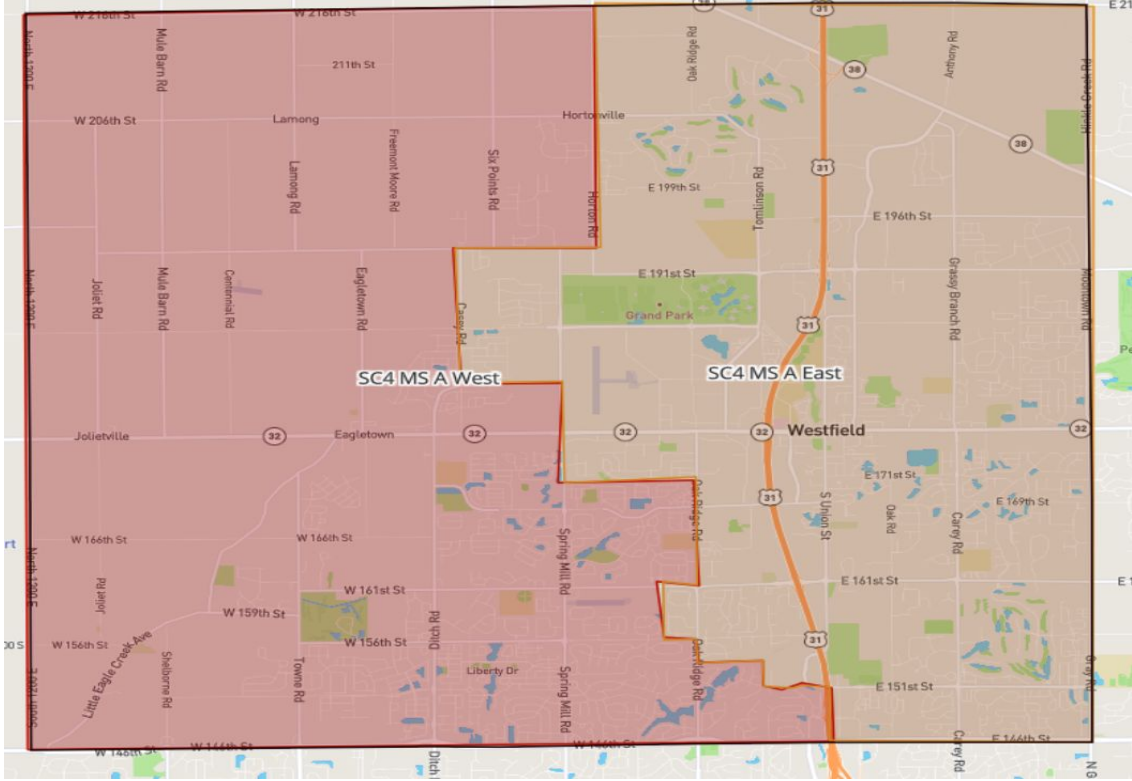

School	6-8 Enroll Today New Boundaries	Enroll 2030 New Boundaries	Free and Reduced %
Middle School West	1230	1468	21.0%
Middle School East	1229	1465	25.0%
Total 6-8	**2459**	**2933**	
Average	**1230**	**1467**	

Feeder Option 4B

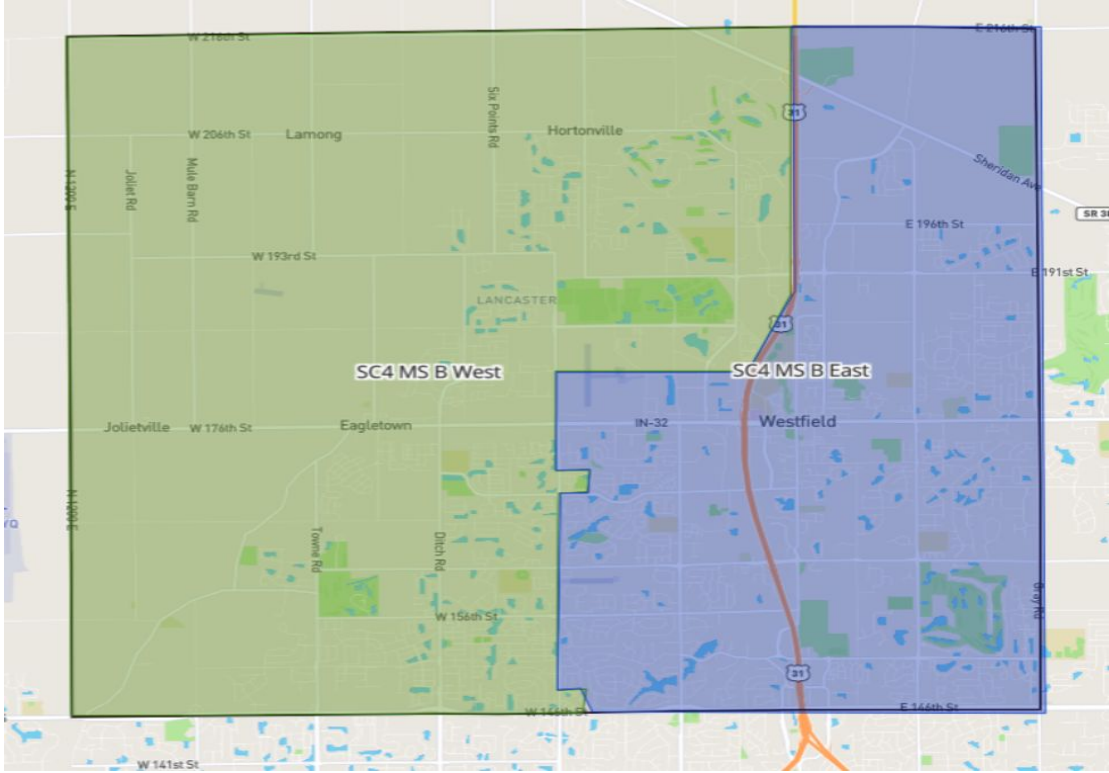

School	6-8 Enroll Today New Boundaries	Enroll 2030 New Boundaries	Free and Reduced %
Middle School West	1120	1436	27.0%
Middle School East	1341	1493	20.0%
Total 6-8	**2461**	**2929**	
Average	**1231**	**1465**	

Reviewing the Feeder School Options

- Now that we have familiarized ourselves with Option 4 Feeder Schools, let's review the feeder options with the intentional lens of our top considerations.
  - Demographics
  - Longevity of Boundaries
  - School Capacity

05:00

- On your own, process and come to a final decision on which of the feeder options you prefer.

Feeder Final Vote

- At your table, your facilitator will give you one ballot for feeder schools.

- Please check the box next to the feeder schools that represents your number one choice.

- Once you have written that down, please go place your vote in one of the hats we found in Dr. Hoover's office.

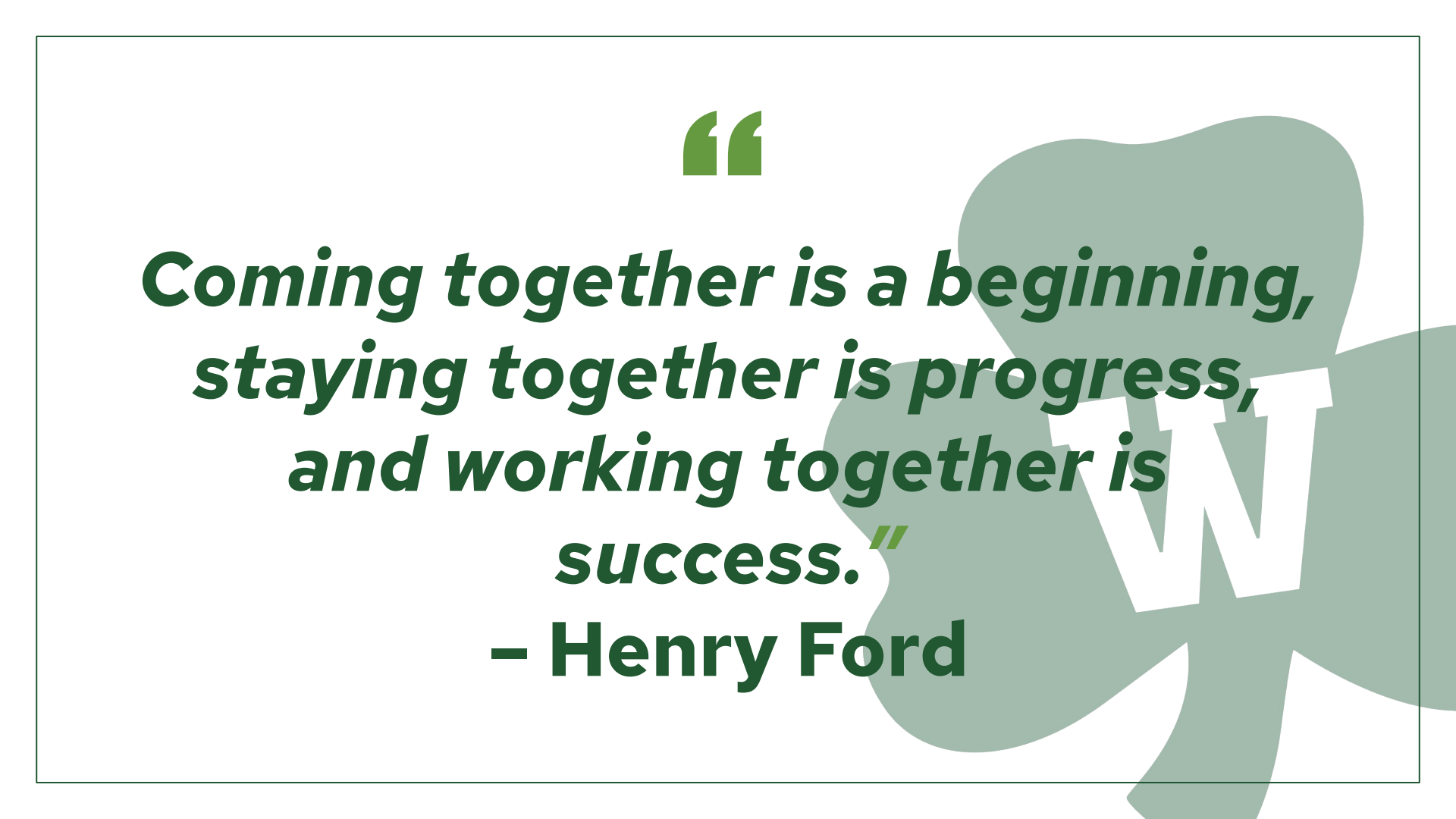
“
Coming together is a beginning, staying together is progress, and working together is success.”
– Henry Ford

Thank You

WESTFIELD WASHINGTON SCHOOLS