



# Report to the Public

For school year 2024-2025

Board Approved October 6, 2025

October 6, 2025

# DISTRICT DEMOGRAPHICS

District Enrollment:	1473
School Choice Students into the district:	62
School Choice Students out of the district:	7
Unsafe School Provision Transfers:	0
Graduation Rate:	84%



# DISTRICT ACCREDITATION REPORT

## 2025 Standards for Accreditation Report

### Lonoke School District (4301000)

401 W. Holly St , Lonoke, AR 72086

<http://lonokeschools.org>

<b>Superintendent</b>	Jeff Senn
<b>Email</b>	jeff.senn@lonokeschools.org
<b>Phone</b>	(501) 676-2042

District Accreditation Status
Accredited

District Information
<b>Total Enrollment</b>
1523

FTE Information	
Superintendent	Assistant Superintendent
1.00	

### ADE Standards Specialist(s)

Brooke McCain	Brooke.McCain@ade.arkansas.gov	501-682-4379
Jeffrey Fetters	Jeffrey.Fetters@ade.arkansas.gov	501-371-1967
Jeanie Johnson	Jeanie.Johnson@ade.arkansas.gov	501-682-4212

### School Accreditation Status

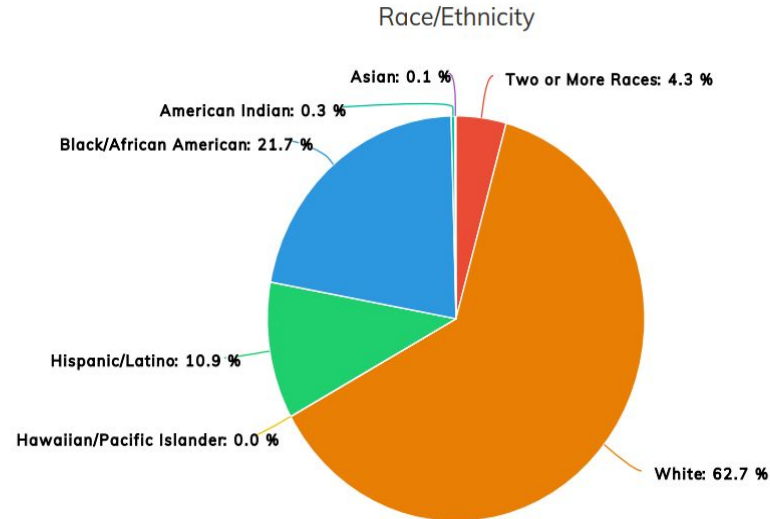
		Status
4301027	Lonoke Elementary School	Accredited
4301029	Lonoke High School	Accredited
4301028	Lonoke Middle School	Accredited
4301030	Lonoke Primary School	Accredited

# DISTRICT DEMOGRAPHICS+

**Enrollment Total: 1473**

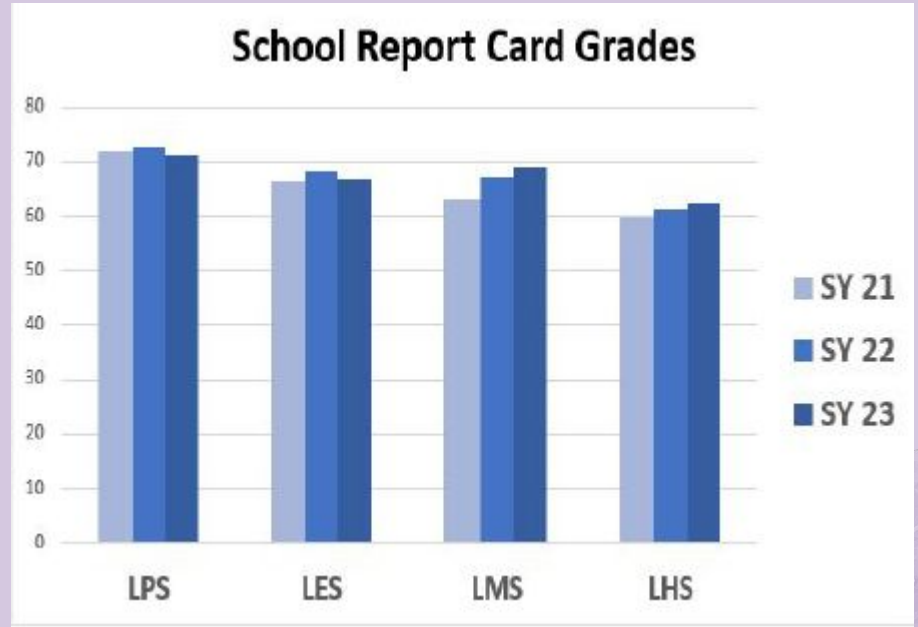
**LPS 308**  
**LES 311**  
**LMS 370**  
**LHS 484**

College Going Rate	N/A	English Learners	6%
Per Pupil Expenditures	\$0.00	Low Income	62%
Graduation Rate	N/A	Average Years Teaching Experience	11.25
Student to Teacher Ratio	13 : 1	Students Eligible to Receive Special Education	14%
Average Class Size	16		



# SCHOOL REPORT CARD GRADES

School	SY 23-24	SY 24-25
LPS	C	C
LES	C	C
LMS	C	B
LHS	C	C



# LPS STUDENT ACHIEVEMENT

## iReady ELA and Math Spring 2025

**LPS**

GRADE	SUBJECT	TOTAL # OF STUDENTS	PERCENT AT OR ABOVE LEVEL	Percentages			
				WHITE	BLACK	OTHER	LOW SES
ALL	ELA	305	65	67	58	53	59
Kindergarten	ELA	109	87				
First	ELA	95	58				
Second	ELA	101	47				
ALL	Math	305	60	63	48	58	52
Kindergarten	Math	109	81				
First	Math	95	62				
Second	Math	101	34				

# STUDENT ACHIEVEMENT ATLAS REPORTS SPRING 2025

LES	GRADE	SUBJECT	STUDENT COUNT	STATE % AT OR ABOVE GRADE LEVEL	PERCENT OF STUDENTS AT OR ABOVE GRADE LEVEL				
					TOTAL (%)	BLACK	CAUCASIAN	HISPANIC	OTHER
	3	ELA	104	36	33	5	37	40	60
	3	MATH	104	39	43	30	44	70	40
	3	SCIENCE	104	39	36	10	44	20	60
	4	ELA	115	39	36	20	43	20	33
	4	MATH	115	43	47	25	54	33	67
	4	SCIENCE	115	39	30	20	30	33	50
	5	ELA	106	37	36	16	45	13	50
	5	MATH	106	37	35	12	46	0	50
	5	SCIENCE	106	38	38	20	48	0	50

# STUDENT ACHIEVEMENT ATLAS REPORTS SPRING 2025

**LMS**

GRADE	SUBJECT	STUDENT COUNT	STATE % AT OR ABOVE GRADE LEVEL	PERCENT OF STUDENTS AT OR ABOVE GRADE LEVEL				
				TOTAL (%)	BLACK	CAUCASIAN	HISPANIC	OTHER
6	ELA	119	36	35	26	39	56	11
6	MATH	119	40	31	19	36	56	0
6	SCIENCE	119	37	34	19	39	56	11
7	ELA	112	33	40	32	44	25	25
7	MATH	112	40	38	18	44	25	50
7	SCIENCE	112	39	36	23	40	25	25
8	ELA	141	33	29	10	36	23	50
8	MATH	124	32	35	10	46	32	25
8	SCIENCE	141	38	40	17	49	27	75

# STUDENT ACHIEVEMENT ATLAS REPORTS SPRING 2025


LHS	GRADE	SUBJECT	STUDENT COUNT	STATE % AT OR ABOVE GRADE LEVEL	PERCENT OF STUDENTS AT OR ABOVE GRADE LEVEL				
					TOTAL (%)	BLACK	CAUCASIAN	HISPANIC	OTHER
	9	ELA	101	31	30	12	42	0	20
	10	ELA	107	35	27	14	35	27	0
	EOC	BIOLOGY	106	38	35	26	39	40	50
	EOC	ALGEBRA	97	31	26	9	32	25	20
	EOC	GEOMETRY	113	22	11	6	16	0	0

# STUDENT ACHIEVEMENT

## GRADE 11 ACT



		SPRING 2024	SPRING 2025
LONOKE HIGH SCHOOL	SUBJECT	MEAN SCORE	MEAN SCORE
	COMPOSITE	17.9	18.4
	MATH	17.2	17.0
	SCIENCE	18.4	18.7
	ENGLISH	17.6	18.4
	READING	18.1	19.1



# GIFTED AND TALENTED & AP

## AP Courses offered:

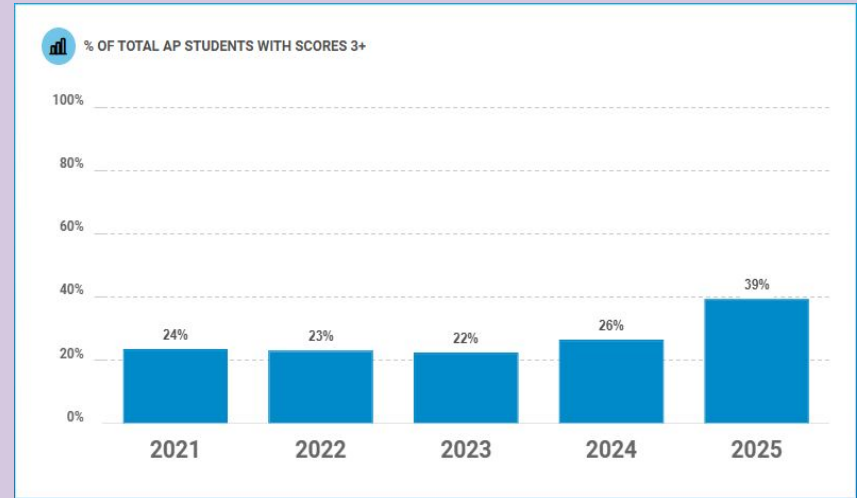
- AP English Literature and Composition
- AP Language and Composition
- AP Statistics
- AP World History- Modern
- AP Environmental Science
- AP US Government and Politics
- AP United States History
- AP Computer Science A
- AP Art 2D and Design

66 students enrolled in AP courses took 86 exams

## Identified Gifted and Talented Students

- o 28 in LES
  - o 32 in LMS
  - o 47 in LHS
- 107 Total GT students

## 5 Year Average of Students Scoring 3+ on AP Exams



GT Units in LES: 3rd grade - Chess and Fairy Tales  
4th grade - Pioneers and Survival Skills  
5th grade - Mysteries

# GRADUATION RATES

2021-2022		2022-2023		2023-2024	
District	State	District	State	District	State
81.8%	88.2%	80.6%	89.0%	84.3%	89.0%

# RETENTION RATES

Grade	Spring 24	Spring 25
GRADE K	6	4
GRADE 1	4	2
GRADE 2	4	5
GRADE 3	0	1
GRADE 4	4	0
GRADE 5	0	0
GRADE 6	0	0
GRADE 7	0	0
GRADE 8	0	0
GRADE 9	4	9
GRADE 10	3	8
GRADE 11	2	4
GRADE 12	1	1



## DISTRICT SUPPORT TO CORRECT DEFICIENCIES

- ❑ LHS & LMS are Schools of Innovation.
- ❑ Lonoke Business Academy provides expanded technical choices for students, medical classes, and Greenway options.
- ❑ District technology is available for all students.
- ❑ Lonoke Baptist Health Clinic promotes staff and student wellness.
- ❑ Curriculum support provided by Curriculum Director.
- ❑ Streamline RTI process & PLC process at all buildings.
- ❑ Dyslexia, SPED, and wrap-around services provided to students.
- ❑ Ongoing professional development based on needs is provided to staff. (Professional Learning Grant)
- ❑ Continued implementation of Strategic Reading classes at LMS and LHS.
- ❑ Capturing Kids' Hearts utilized K-12 to promote well-being among staff and students.
- ❑ Provide inclusive instruction for SPED students.
- ❑ Purchased HQIM in Math for K-12 (K-8 Eureka2, 9-12 Carnegie Learning)
- ❑ Strategic Intervention for students in both literacy and math.

# FACILITY PROJECTS

- ❑ Completed Phase 2 on construction of LPS (last phase)
- ❑ Added 2 new playgrounds at LPS
- ❑ Added Security fencing at all 4 campuses
- ❑ New Football field, bleachers, and turf
- ❑ Updated intercom systems in the LES and Gina Cox buildings
- ❑ Ordered new intercom system for LMS
- ❑ Added security tint (ballistic tint) to windows at LMS
- ❑ Repaired old gym doors
- ❑ Stripped and waxed 217,000 Sq Ft of floors
- ❑ Painted accent wall in LES cafeteria
- ❑ Replaced all bathroom fixtures in all buildings
- ❑ Power washed sidewalks and buildings
- ❑ Power washed all cafeteria tables

# SCHOOL BOARD PROFESSIONAL DEVELOPMENT HOURS SY 24- 25

## Lonoke School Board Training Hours for 2024

<b><i>Board Member</i></b>	<b><i>Hours Earned in 2024</i></b>	<b><i>Hours Carried Over from Previous Year</i></b>	<b><i>Total Hours</i></b>
Elizabeth Anderson, President	13	0	13
Anne Swint, Vice- President	7	0	7
Crystal Payne, Secretary	6	0	6
Ross Moore	6	0	6
Chad Gentry	7	0	7
Charles Hunter	13	0	13
Darrell Park	9	0	9

# DISTRICT RESOURCES

- ❑ [AR App](#)
- ❑ [Teacher and Administrator Recruitment and Retention Plan](#)
- ❑ [Lonoke Public School Student Handbook \(all schools\)](#)