Huntley Community School District 158

FY26 PROPOSED FINAL BUDGET SUMMARY

All Students Always

Huntley Community School District 158

650 Dr. John Burkey Drive (formerly Academic Drive)
Algonquin, Illinois 60102
(847) 659-6158 • huntley158.org

Members of the Board of Education:

Introduction

We are pleased to present the Budget for Huntley Community School District 158 (the District) for fiscal year 2026. The 2026 Proposed Operating Budget represents the financial blueprint of the educational, strategic and financial objectives set by the Huntley Community School District 158's Board of Education. Responsibility for both the accuracy of the data and the completeness of the presentation rests with the District. We believe the data, as presented, to be materially accurate; that it is presented in a manner designed to fairly set forth the financial position and the projected results of operations of the District.

The District's Budget is a comprehensive financial plan for achieving our financial and operational goals; it is the map of the District's strategic plan. On an annual basis, the District reviews the Budget alongside of our 5 Year Plan, allowing us to inject as much reality into the decisions and actions we make today for the future.

The fiscal year 2026 Proposed Budget continues to reflect the strategic plan of the District. This Budget includes funds to cover the replacement of student technology, curriculum needs and adoptions, ongoing maintenance/capital projects in line with the District's Deferred Maintenance Plan and technology infrastructure upgrades and replacement.

Budget Report Presentation

The Budget Report is presented in three primary sections: Budget Summary, Budget Detail and the State Budget Forms. The Budget Summary provides a high-level narrative summary of the projected operating results of the District by fund as well as depicting all fund budgets of the District. The Budget Summary also includes a summary of the 2026 budget, highlights by fund, and charts and graphs providing a visual perspective of the Operating Budget. The Budget Detail includes the 2026 budgeted expenditures by account, key expenditure accounts as well as summarized key revenue accounts.

The State Budget Forms are the forms required to be reviewed and signed by the members of the Board of Education and filed with the State and County Clerk within 30 days of adoption.

Huntley Community School District 158

650 Dr. John Burkey Drive
Algonquin, Illinois 60102
(847) 659-6158 • huntley158.org

To: Board of Education and Administration

From: Mark Altmayer, Chief Financial Officer

Date: September 18, 2025

Subject: **FY26 proposed Budget - Summary Memorandum**
Board of Education Meeting, September 18, 2025

We are pleased to present the FY26 Proposed Budget. Attached is the FY26 proposed Budget. This budget continues to reflect the focus and commitment to our staff and students.

We are presenting the final draft of the FY26 Proposed Budget. The last draft of the budget was presented in August and included material modifications to Property Taxes (New Construction), State Revenues (EBF and the Transportation Reimbursement Claim) and Health Insurance. See Modifications below regarding changes to this draft versus the last draft.

Please note, operational efficiencies continue to be a focus throughout the district. In this budget draft, several of those operational efficiencies implemented in prior year have resulted in expense reduction and have been reflected.

For your review, outlined below is a summary of the FY26 Proposed Budget as well as several attachments that will help guide you through the document.

The following documents supporting the District's Display Draft of the FY26 Budget are as follows:

I. Budget & 5-Year Plan Assumptions & Summary – Below

II. Summary / Snapshot – Summaries, charts and graphs, to provide a different visual perspective of the FY26 Budget

III. The FY26 Budget & 5-Year Plan - by Fund – This document includes Aggregate Operating Projections for the Operating Funds and summaries of each fund as well as Charts and Graphs providing a visual perspective of the FY26 Budget.

IV. FY26 Proposed Budget Expenditure Detail

Historical & Current Modifications of the FY26 Budget

Draft I of the FY26 Budget had numerous material modifications to Property Taxes, State Revenues, Health Insurance, Salaries & Benefits, adjustments related to operational efficiencies as well as various other material line items. The Tentative Draft, Draft II, reflected changes to Workers Comp and Property & Liability Insurance, Café Food as well as reductions in the Professional & Technical

650 Dr. John Burkey Drive
Algonquin, Illinois 60102
(847) 659-6158 • huntley158.org

Services due to the Skyward software implementation. Draft III of the Budget included adjustments to the Federal Title Grants, a reduction in the State's Teacher Vacancy Grant and a reduction in the District's Orphanage Claim Grant. The Display Draft of the budget included material modifications to Property Taxes (New Construction), State Revenues (EBF and the Transportation Reimbursement Claim) and Health Insurance. ***This Draft of the Budget includes the following material modifications:***

Expenses	Fav(Unfav)	
Salaries	869,800	Decrease due to savings associated with retirments, attrition and positions no longer needed
Inventoriable Supplies Tech	250,000	Reduced and adjusted the timing of purchases on Chromebooks and laptops
Fiscal Supplies & Fees	60,000	Reduced for an operational focus on reducing bank fees
Building Small Projects	50,000	Reduced with a focus on holding off on adhoc small projects for the year
HS Drivers Ed Vehicle	10,000	Reduced to actual need
Contracted Services	(222,000)	Increased based upon current positions contracted
Decrease in Expenses	**1,017,800**	

Budget Assumptions & Summary

As with prior years, the FY26 Budget continues to reflect the strategic plan of the District. This Budget Draft includes annual funds to cover the replacement of Chromebooks, additional resources as a result of increased needs in Curriculum and Special Education, ongoing maintenance projects in line with the District's Deferred Maintenance Plan as well as technology infrastructure upgrades and replacement.

The FY26 Budget reflects the following material assumptions:

Revenue Assumptions

- ✓ The final 2024 Levy has been approved by the Board as well as finalized by Kane & McHenry Counties. As such, the levy has been extended at 3.4% with New Construction at $49.9M. In addition, CPI is capped for the 2025 Levy at 2.9%, which is reflected within this draft. Furthermore, New Construction is now estimated at $45M for Levy Year 2025 (See below) then down to $10M in the out years LY26-LY30, with the remaining years of CPI estimated to decline from 2.3% to 2% by FY30.
- ✓ As part of the 2024 levy, and the legislative bill that was past a few years ago, the Revenue Recapture approximates $248k which has been included within this draft.
- ✓ State funding reflects the annual hold harmless with the additional Evidence Based Funding Model (EBF) of $304k per year. **Please note, the State has finalized the EBF funding model and the District is scheduled to receive an increase of $304k in funding, down from last year's $1.23M. See Evidenced Based Funding below.**

650 Dr. John Burkey Drive
Algonquin, Illinois 60102
(847) 659-6158 • huntley158.org

- ✓ State Categorical Funding remains relatively flat with the FY26 Budget, with the District budgeting the receipt of all four payments and continuing this trend through the forecast years.
- ✓ FY26 Operational Interest Earnings are currently budgeted flat with the FY25 Budget at approximately $1.7M based upon current investments and market conditions.

Evidence Based Funding - During the month of August, the State finalized the EBF calculation and the District improved from 76.7% Tier 1 Adequacy Level to 82.7% Tier 2 Adequacy Level. As a result, additional State funding decreased from $1.23M to approximately $304k. It appears that our Local Capacity Target (part of the State's EBF Calculation) increased approximately 7.2% or $4.4M, thus driving up our adequacy percentage. The Local Capacity Target is a dollar amount representing the portion of a school district's Adequacy Target that is supported by local property wealth. Thus, based upon the District's increase in equalized assessed value, compared to the average increase across the State, the District's Adequacy Level is improving.

New Construction In an effort to obtain a more accurate picture of New Construction for Levy Year 2025, the District reached out to Kane & McHenry Counties. As a result, McHenry County provided an updated New Construction document, which outlines a significant increase in residential new construction, to approximately $45M, primarily driven by the completed new properties in the Lennar and Trails of Wood Creek subdivisions. **As a result, the estimate for New Construction was increased from $15M to $45M.**

Expenditure Assumptions

- ✓ **Salaries** reflect the District's collective bargaining agreements (CBA) and remain flat at 3.5% throughout the forecast years not under agreement. Non-union employees are budgeted at $3.5% for Administration and 4% for all other non-union employees. In addition, estimated savings associated with retirements, attrition positions no longer needed have been reflected.
- ✓ **Health Insurance** - Due to the rising cost of healthcare, Health Insurance is budgeted to increase approximately 14% for FY26 and 7% per year thereafter. This line item remains a significant budget risk for the District.
- ✓ **Property & Liability and Workers Compensation Insurance** is budgeted to increase 5% throughout the forecast years. FY26 is now budgeted to actual, which, based upon our experience, reflects an approximate 7.2% increase from prior year.
- ✓ **Technology Equipment and Curriculum Materials and Adoptions** reflect each department's 5-Year Plan forecast based on anticipated needs such as technology infrastructure replacement and/or curriculum needs and adoptions.
- ✓ **Capital Expenditures** for Operations and Maintenance are budgeted at $2.9M and approximates an $173k increase from prior year. Large capital projects expected for FY26 primarily include a chiller replacement at the high school, asphalt repair and replacement at

650 Dr. John Burkey Drive
Algonquin, Illinois 60102
(847) 659-6158 • huntley158.org

Marlowe, camera replacements at various buildings and carpet replacement at various buildings throughout the district.

- ✓ Property Taxes – Potential Abatements – See below

Property Taxes & Potential Abatement
Within the first several drafts of the fiscal year 2026 Budget, with a previous goal of only levying a 2% overall increase in property taxes each year, excluding new construction, the district built in a debt abatement of ($753k) for levy year 2025, which was reflected as a reduction in property tax revenue in the Bond & Interest Fund. As a result of the material decrease in State funding, Administration has removed the debt abatement from the FY26 Proposed Budget. **Please note, the Board will discuss and vote on the 2025 Levy and potential abatement in November and December, 2025.**

The current FY26 Budget currently reflects an Operating surplus of approximately 590,273. Please note, additional risks and challenges remain. Please see below.

A summary of the operating results follows. Please note that for comparative purposes, presented are the FY24 Actuals, the FY25 Budget as well as the last few drafts of the FY26 Budget.

	FY 24 Actuals	FY 25 Budget	FY 26 Draft III Budget	FY 26 Display Draft Budget	FY 26 Proposed Budget
Operating Revenues	$ 129,018,884	$ 133,454,005	$ 139,801,188	$ 139,298,066	$ 139,298,066
Operating Expenditures	$ 128,242,958	$ 132,574,111	$ 139,082,044	$ 139,730,648	$ 138,707,793
Operating Surplus (Deficit)	**$ 775,926**	**$ 879,894**	**$ 719,144**	**$ (432,582)**	**$ 590,273**
Beginning Fund Balance	$ 36,673,212	$ 37,449,138	$ 38,329,032	$ 38,329,032	$ 38,329,032
Ending Fund Balance	**$ 37,449,138**	**$ 38,329,032**	**$ 39,048,176**	**$ 37,896,450**	**$ 38,919,305**
Reserve for Replacement	$ (4,100,000)	$ (4,100,000)	$ (4,100,000)	$ (4,100,000)	$ (4,100,000)
Unrestricted Fund Balance	$ 33,349,138	$ 34,229,032	$ 34,948,176	$ 33,796,450	$ 34,819,305

Revenues
FY26 Operating Revenues are budgeted to increase approximately $5.84M or 4.4%.

Local Revenues are expected to increase by $5.9M, the result of an increase in levy dollars. of $5.9M.

650 Dr. John Burkey Drive
Algonquin, Illinois 60102
(847) 659-6158 • huntley158.org

Property Tax Revenues are budgeted to increase $5.9M primarily the result of the 2024 and 2025 Levy combined with the revenue assumption inputs above for CPI and new construction.

State Revenues are decreasing by approximately ($44k) the result of the annual increase in the State's Evidence Based Funding (EBF) formula of $304k offset by a reduction in the Teacher Vacancy Grant of ($103k), the Transportation Reimbursement Grant of ($193k) and the District's Orphanage Claim of ($45k).

Federal Revenues are currently budgeted to stay flat with the FY25 Budget at $3.9M. As more information is received regarding Federal funding, the budget will be adjusted.

Expenses

Operating Expenditures are budgeted to increase approximately $6.13M versus the FY25 Budget, primarily driven by the increase in Salaries & Benefits. Please see below:

Salaries and Benefits within the FY26 Budget increased $6.04 M due to the following:

- ✓ HEA, HESPA and Non-Union salary increases of approximately $4.5M.
- ✓ Decrease in base salaries of ($870k) due to retirements, attrition and unfilled positions.
- ✓ Benefits increased $2.4M primarily due to the 14% increase in Health Insurance as well as the in TRS and IMRF related to salary increase. Health Insurance Expense is budgeted to increase approximately $2.0M to $16.2M.

Purchased Services is budgeted to increase from the FY25 Budget by approximately $183k to $11.96M. Approximately $200k of this increase is related to the Fiscal/HR/Payroll implementation of Skyward Software in the Professional & Technical Services account, a $172k increase in contracted teaching services, offset by the ($135k) reduction is Snow Removal. The additional amount for Skyward covers the implementation cost and the use of the software. In the remaining forecast years, the 5-year plan reflects an approximate ($200k) savings per year for this same line item. Other material items in this grouping include: Contract Custodial $2.4M, Property, Liability and Workers Comp Insurance $1.3M, Contracted Transportation $500k, Curriculum Purchased Services (primarily software) $450k, Repair & Maintenance Buildings $575k and Snow Removal $220k.

Supplies & Materials, primarily driven by a decrease is new adoptions, is budgeted to decrease approximately ($502k) versus the FY25 Budget, to $8.34M. Material items in this grouping include: Cafeteria Food, Technology Inventoriable Supplies (laptops and Chromebooks) $1.25M, New Adoptions $500k, Electricity $750k, Building & Grounds Supplies $640k, Diesel Gasoline & Propane $550k and Natural Gas $360k.

Capital Outlay is currently budgeted to increase $163k versus the FY25 Budget. See above.

650 Dr. John Burkey Drive
Algonquin, Illinois 60102
(847) 659-6158 • huntley158.org

Other Objects is currently budgeted to increase approximately $244k versus the FY25 Budget, driven by an increase in Private Facility expense.

As a result, the FY26 Proposed Budget reflects a current Operating Surplus of $590,273.

Continued Risks with the FY26 Budget:

- Health Insurance and the related risks associated with being self-insured are always uncertain.
- The overall health of the economy and the related financial impact (supply chain, next year's CPI, interest earnings, new construction, etc.)

Recommendation

Administration recommends the Board of Education approve the FY26 Proposed Budget as presented.

If you have any questions, comments and/or suggestions, please feel free to reach out to me before the upcoming meeting.

Projected Finances at a Glance - Operating Funds

HUNTLEY COMMUNITY SCHOOL DISTRICT 158

Operating Funds (Ed, O&M, Trans, IMRF, WC, Tort)

$139,298,066
FY26 Budgeted Revenues

$138,707,793
FY26 Budgeted Expenses

$590,273
Budgeted Surplus/Deficit
(Operating Funds Only)

$96,645,991
Revenue from Local Sources

$38,730,062
Revenue from State Sources

$111,621,302
Expenses for Salaries and Benefits

$80,377,148
Expenses for Instruction

$55,727,468
Expenses for Support Services

Projected Revenues by Source

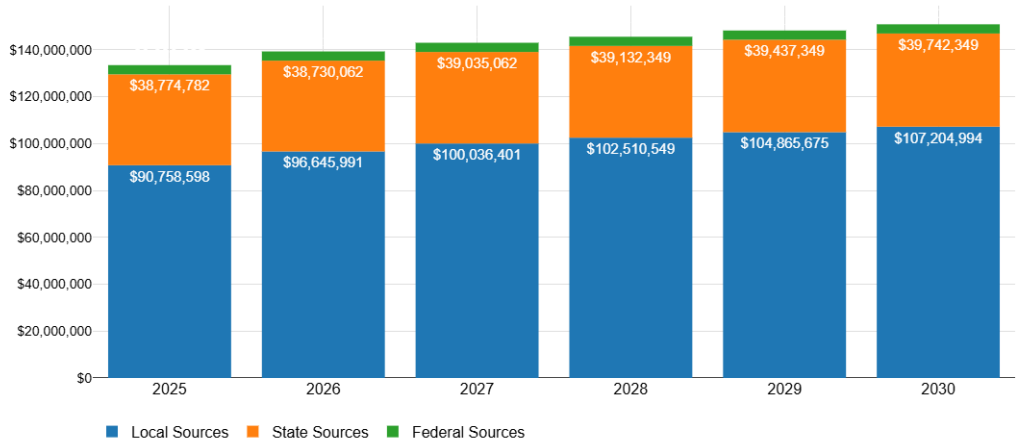

Current Budget Revenues by Source

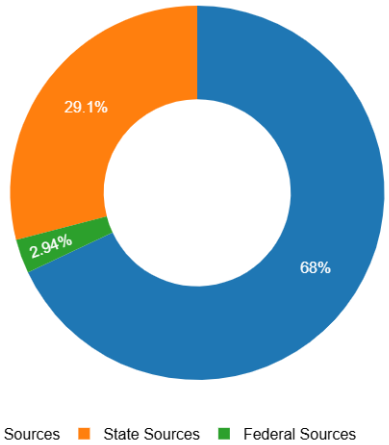

Current Budget Expenses by Object

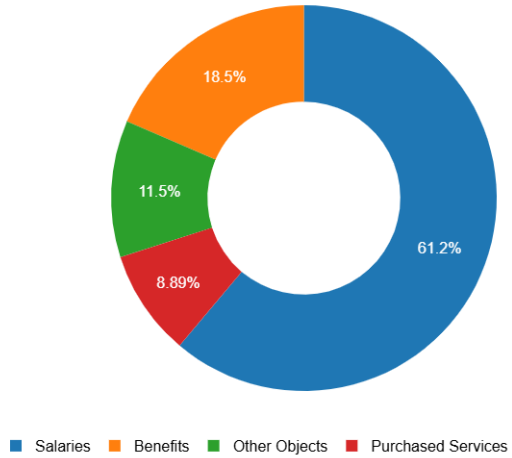

Projected Expenses by Object

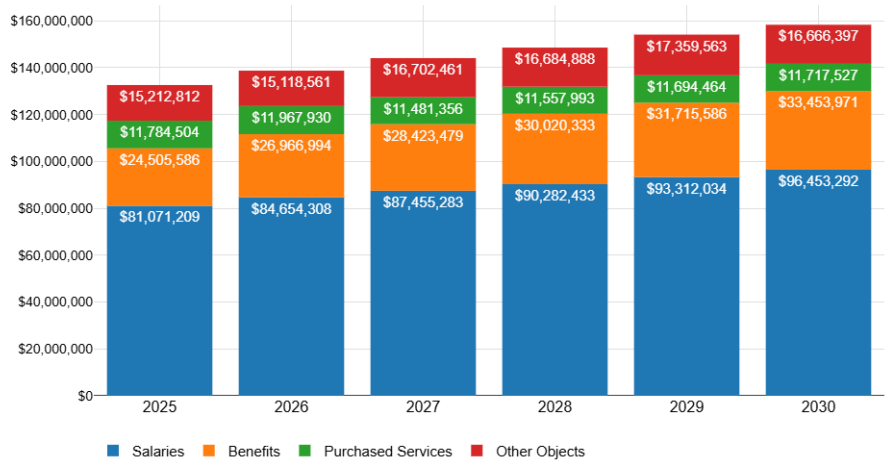

Projected Revenues, Expenses and Fund Balance (Operating Funds)

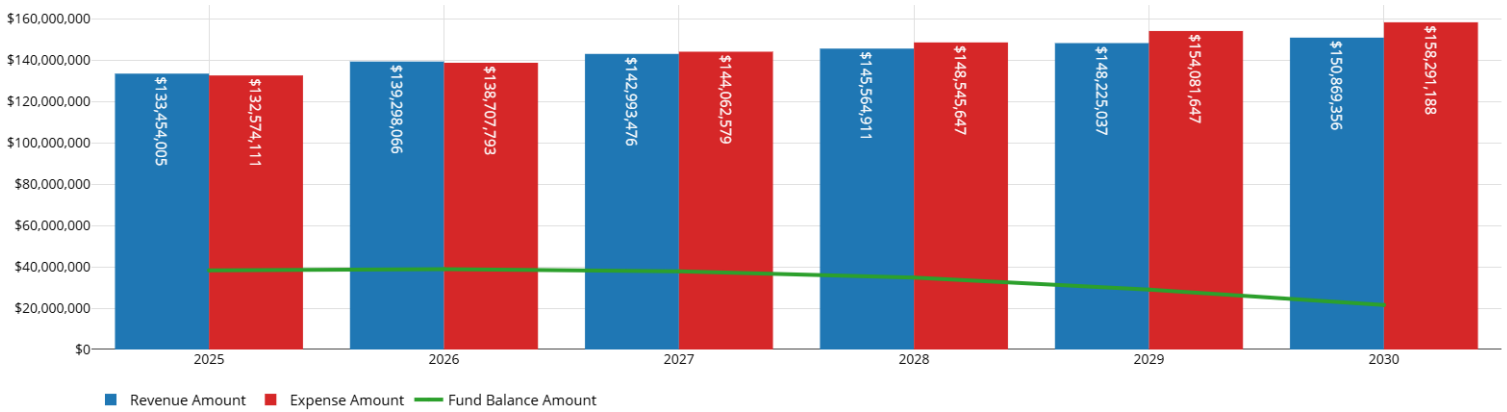

Budget Summary

Educational | O & M | Transportation | IMRF / SS | Working Cash | Tort

Huntley Community School District 158

	AFR FY 2022	AFR FY 2023		AFR FY 2024		BUDGET FY 2025	TENTATIVE FY 2026	$ CHANGE	% CHANGE
REVENUE									
Local	$74,547,146	$80,573,538	*8.1%*	$85,897,814	*6.6%*	$90,758,598	$96,645,991	*$5,887,393*	*6.5%*
State	33,583,579	34,002,315	*1.2%*	37,624,386	*10.7%*	38,774,782	38,730,062	*(44,720)*	*(0.1%)*
Federal	7,618,459	6,925,450	*(9.1%)*	5,496,684	*(20.6%)*	3,920,625	3,922,013	*1,388*	*0.0%*
Other	0	0		0		0	0	*0*	
TOTAL REVENUE	**$115,749,184**	**$121,501,303**	***5.0%***	**$129,018,884**	***6.2%***	**$133,454,005**	**$139,298,066**	**$5,844,061**	***4.4%***
EXPENDITURES									
Salary and Benefit Costs	$88,712,354	$95,297,992	*7.4%*	$99,570,602	*4.5%*	$105,576,795	$111,621,302	*$6,044,507*	*5.7%*
Other	27,764,955	27,860,934	*0.3%*	28,672,356	*2.9%*	26,997,316	27,086,491	*89,175*	*0.3%*
TOTAL EXPENDITURES	**$116,477,309**	**$123,158,926**	***5.7%***	**$128,242,958**	***4.1%***	**$132,574,111**	**$138,707,793**	**$6,133,682**	***4.6%***
SURPLUS / DEFICIT	**($728,125)**	**($1,657,623)**		**$775,926**		**$879,893**	**$590,273**	**($289,621)**	
OTHER FINANCING SOURCES / USES									
Other Financing Sources	$107,616	$153,602		$28,793		$0	$0	*$0*	
Other Financing Uses	($53,076)	($75,052)		($78,102)		$0	$0	*$0*	
TOTAL OTHER FIN. SOURCES / USES	**$54,540**	**$78,550**		**($49,309)**		**$0**	**$0**	***$0***	
SURPLUS / DEFICIT INCL. OTHER FIN. SOURCES	**($673,585)**	**($1,579,073)**		**$726,617**		**$879,893**	**$590,273**	**($289,621)**	
BEGINNING FUND BALANCE	**$38,980,410**	**$38,306,825**		**$36,727,752**		**$37,454,369**	**$38,334,262**	***$879,893***	
AUDIT ADUSTMENTS TO FUND BALANCE	$0	$0		$0		$0	$0		
YEAR END BALANCE	**$38,306,825**	**$36,727,752**		**$37,454,369**		**$38,334,262**	**$38,924,535**	**$590,273**	
FUND BALANCE AS % OF EXPENDITURES	***33%***	***30%***		***29%***		***29%***	***28%***		
FUND BALANCE AS # OF MONTHS OF EXPEND.	**3.95**	**3.58**		**3.50**		**3.47**	**3.37**		

frontline Analytics

Budget Summary

Educational | O & M | Transportation | IMRF / SS | Working Cash | Tort

Huntley Community School District 158

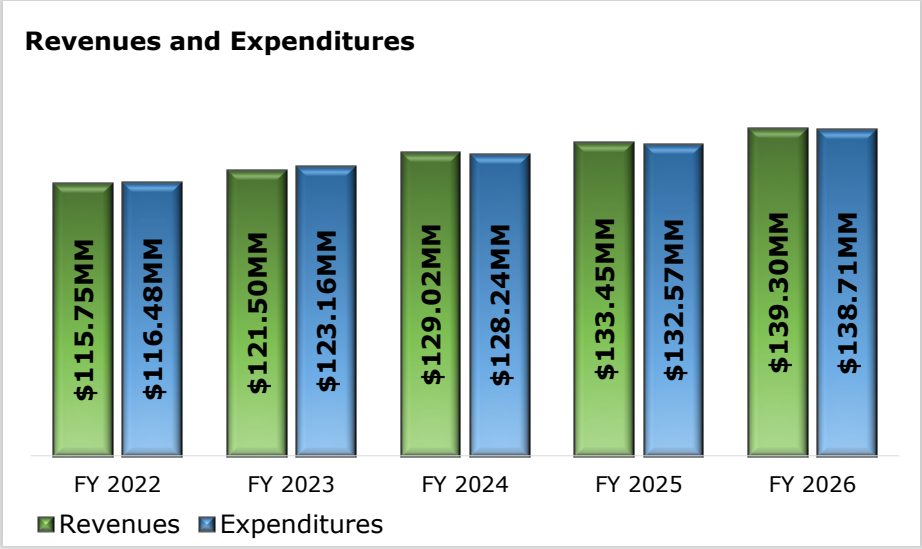

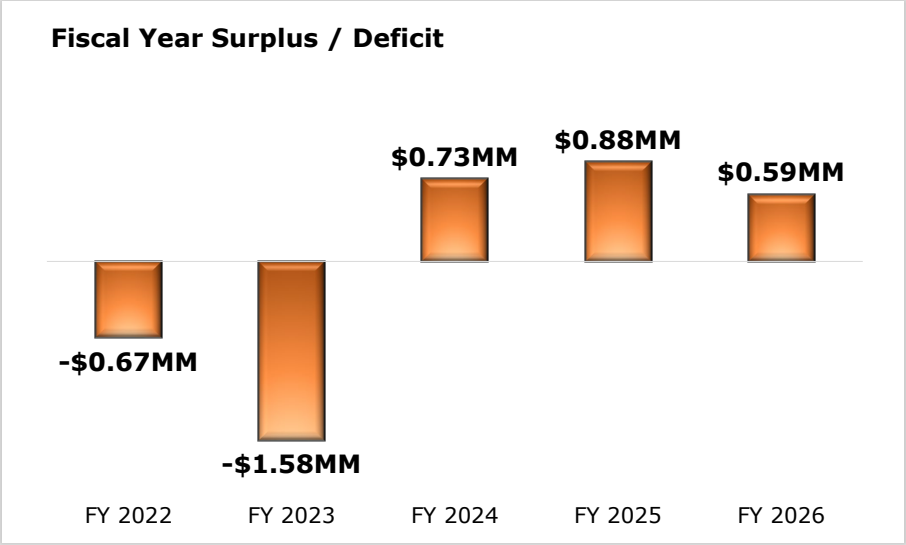

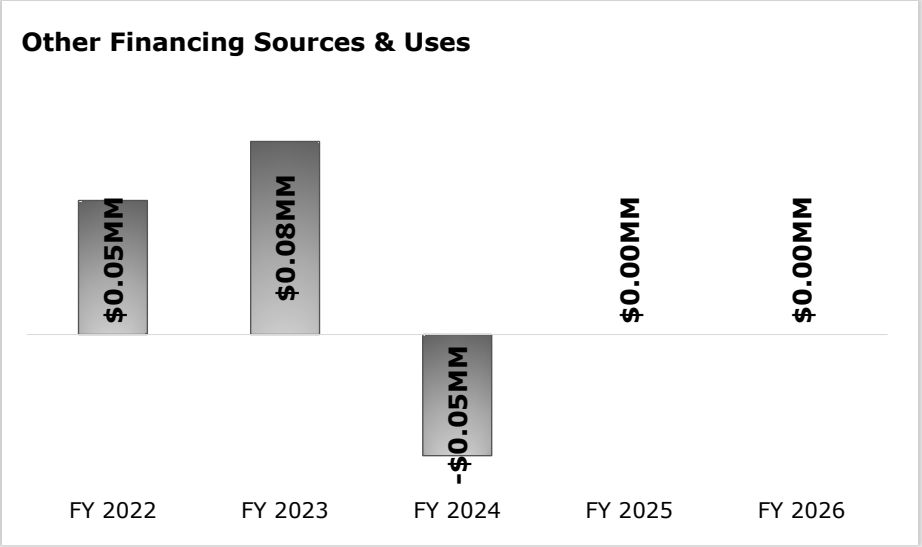

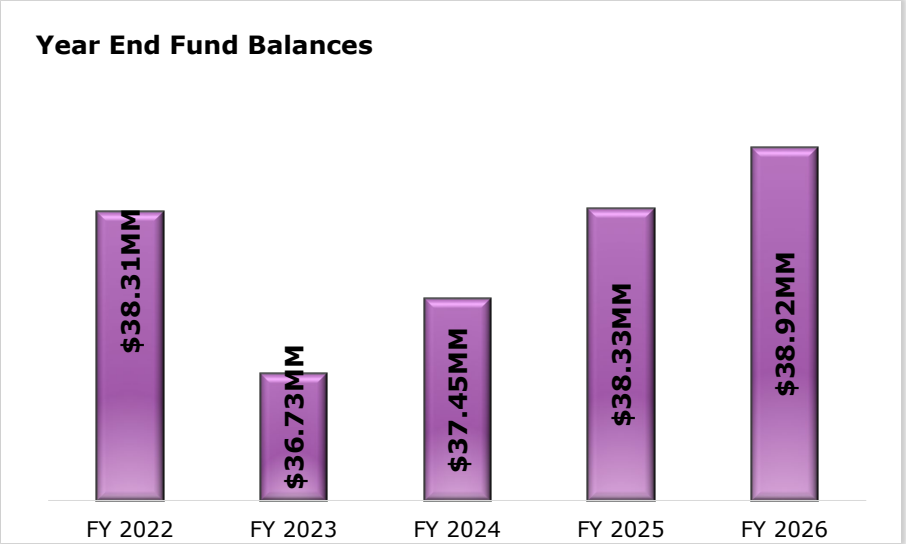

frontline Analytics

Revenue Budget Summary

Educational | O & M | Transportation | IMRF / SS | Working Cash | Tort

Huntley Community School District 158

	AFR FY 2022	AFR FY 2023		AFR FY 2024		BUDGET FY 2025	TENTATIVE FY 2026	$ CHANGE	% CHANGE
LOCAL									
Property Taxes	$70,763,266	$73,094,718	*3.3%*	$77,530,223	*6.1%*	$81,645,767	$87,533,160	*$5,887,393*	*7.2%*
Other Local	3,783,880	7,478,820	*97.6%*	8,367,591	*11.9%*	9,112,831	9,112,831	*0*	*0.0%*
TOTAL LOCAL REVENUE	**$74,547,146**	**$80,573,538**	***8.1%***	**$85,897,814**	***6.6%***	**$90,758,598**	**$96,645,991**	***$5,887,393***	***6.5%***
STATE									
Evidence Based Funding	$27,885,072	$29,136,378	*4.5%*	$31,959,335	*9.7%*	$33,168,661	$33,473,581	*$304,920*	*0.9%*
Other State	5,698,507	4,865,937	*(14.6%)*	5,665,051	*16.4%*	5,606,121	5,256,481	*(349,640)*	*(6.2%)*
TOTAL STATE REVENUE	**$33,583,579**	**$34,002,315**	***1.2%***	**$37,624,386**	***10.7%***	**$38,774,782**	**$38,730,062**	***($44,720)***	***(0.1%)***
TOTAL FEDERAL REVENUE	**$7,618,459**	**$6,925,450**	***(9.1%)***	**$5,496,684**	***(20.6%)***	**$3,920,625**	**$3,922,013**	***$1,388***	***0.0%***
FLOW-THROUGH REVENUE	**$0**	**$0**		**$0**		**$0**	**$0**	***$0***	
TOTAL REVENUE	**$115,749,184**	**$121,501,303**	***5.0%***	**$129,018,884**	***6.2%***	**$133,454,005**	**$139,298,066**	**$5,844,061**	***4.4%***

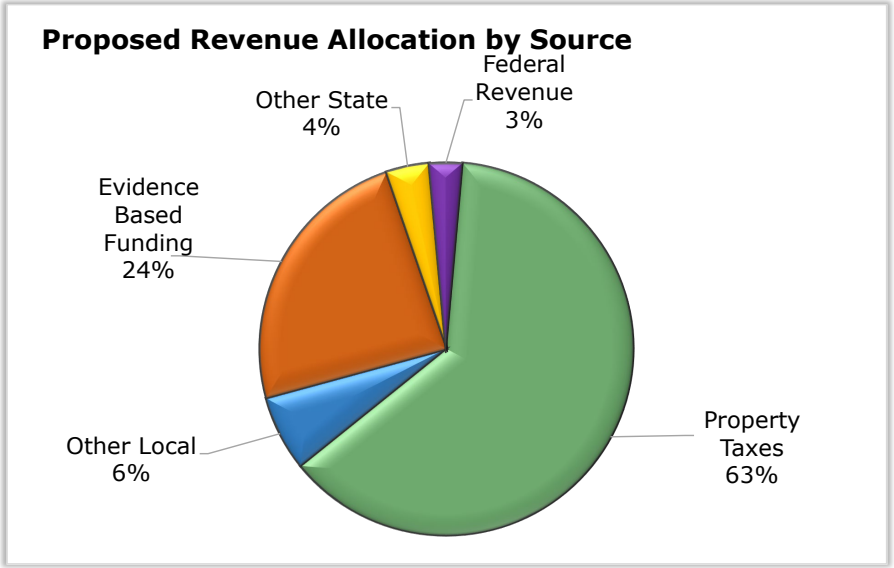

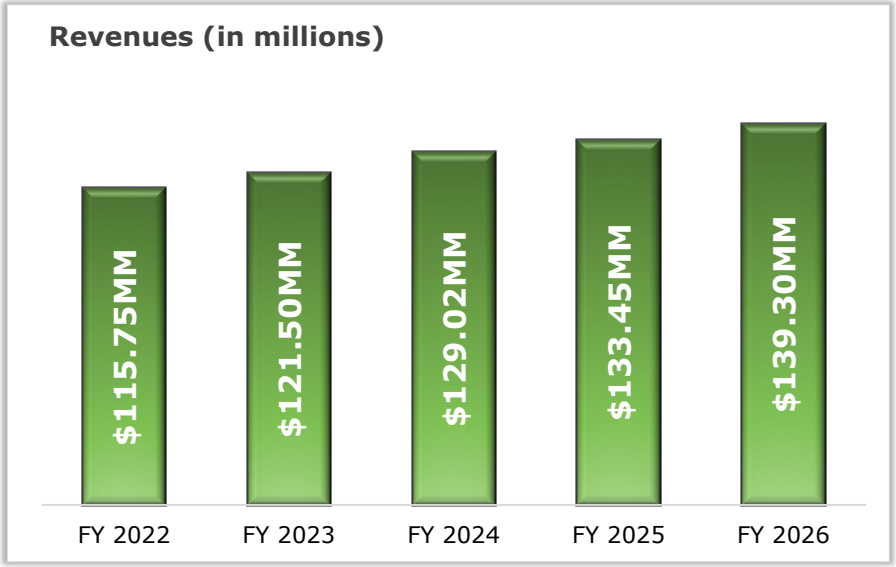

frontline Analytics

Expenditure Budget Summary

Educational | O & M | Transportation | IMRF / SS | Working Cash | Tort

Huntley Community School District 158

	AFR FY 2022	AFR FY 2023		AFR FY 2024		BUDGET FY 2025	TENTATIVE FY 2026	$ CHANGE	% CHANGE
Salaries	$69,901,959	$73,519,849	*5.2%*	$77,154,655	*4.9%*	$81,071,209	$84,654,308	$3,583,099	*4.4%*
Benefits	18,810,395	21,778,143	*15.8%*	22,415,947	*2.9%*	24,505,586	26,966,994	2,461,408	*10.0%*
TOTAL SALARIES & BENEFITS	**$88,712,354**	**$95,297,992**	***7.4%***	**$99,570,602**	***4.5%***	**$105,576,795**	**$111,621,302**	**$6,044,507**	***5.7%***
Purchased Services	$10,853,062	$13,710,426	*26.3%*	$12,087,353	*(11.8%)*	$11,784,504	$11,967,930	$183,426	*1.6%*
Supplies And Materials	9,308,934	7,838,148	*(15.8%)*	8,789,365	*12.1%*	8,846,973	8,345,367	(501,606)	*(5.7%)*
Capital Outlay	5,341,423	3,600,243	*(32.6%)*	5,253,012	*45.9%*	2,780,105	2,943,164	163,059	*5.9%*
Other Objects	2,119,571	2,563,901	*21.0%*	2,367,103	*(7.7%)*	3,421,782	3,666,078	244,296	*7.1%*
Non-Capitalized Equipment	141,965	148,216	*4.4%*	175,523	*18.4%*	163,952	163,952	0	*0.0%*
Termination Benefits	0	0		0		0	0	0	
Provision For Contingencies	0	0		0		0	0	0	
TOTAL ALL OTHER	**$27,764,955**	**$27,860,934**	***0.3%***	**$28,672,356**	***2.9%***	**26,997,316**	**$27,086,491**	**$89,175**	***0.3%***
TOTAL EXPENDITURES	**$116,477,309**	**$123,158,926**	***5.7%***	**$128,242,958**	***4.1%***	**$132,574,111**	**$138,707,793**	**$6,133,682**	***4.6%***

Proposed Expenditure Allocation by Object

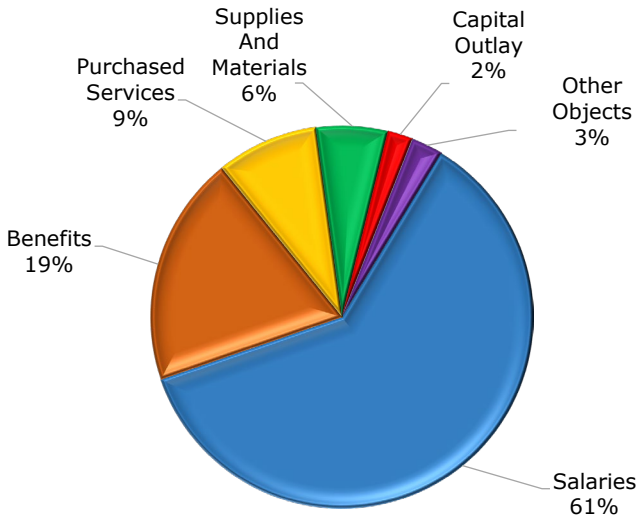

Expenditures (in millions)

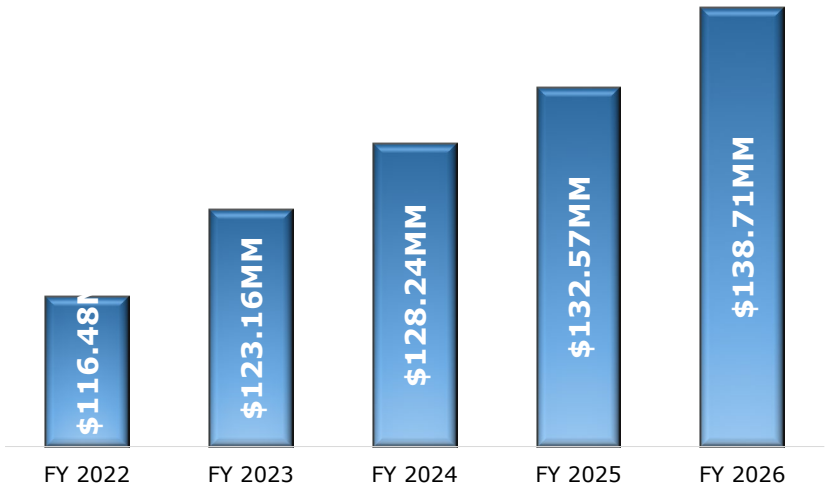

frontline Analytics

Projection Summary

Educational | O & M | Transportation | IMRF / SS | Working Cash | Tort

Huntley Community School District 158 | FY26 Proposed Budget Final

	BUDGET FY 2025	PROJECTED FY 2026		PROJECTED FY 2027		PROJECTED FY 2028		PROJECTED FY 2029		PROJECTED FY 2030	
REVENUE											
Local	$90,758,598	$96,645,991	*6.5%*	$100,036,401	*3.5%*	$102,510,549	*2.5%*	$104,865,675	*2.3%*	$107,204,994	*2.2%*
State	38,774,782	38,730,062	*(0.1%)*	39,035,062	*0.8%*	39,132,349	*0.2%*	39,437,349	*0.8%*	39,742,349	*0.8%*
Federal	3,920,625	3,922,013	*0.0%*	3,922,013	*0.0%*	3,922,013	*0.0%*	3,922,013	*0.0%*	3,922,013	*0.0%*
Other	0	0		0		0		0		0	
TOTAL REVENUE	**$133,454,005**	**$139,298,066**	***4.4%***	**$142,993,476**	***2.7%***	**$145,564,911**	***1.8%***	**$148,225,037**	***1.8%***	**$150,869,356**	***1.8%***
EXPENDITURES											
Salaries	$81,071,209	$84,654,308	*4.4%*	$87,455,283	*3.3%*	$90,282,433	*3.2%*	$93,312,034	*3.4%*	$96,453,292	*3.4%*
Benefits	24,505,586	26,966,994	*10.0%*	28,423,479	*5.4%*	30,020,333	*5.6%*	31,715,586	*5.6%*	33,453,971	*5.5%*
Purchased Services	11,784,504	11,967,930	*1.6%*	11,481,356	*(4.1%)*	11,557,993	*0.7%*	11,694,464	*1.2%*	11,717,527	*0.2%*
Supplies And Materials	8,846,973	8,345,367	*(5.7%)*	8,520,367	*2.1%*	8,635,367	*1.3%*	9,151,367	*6.0%*	8,886,367	*(2.9%)*
Capital Outlay	2,780,105	2,943,164	*5.9%*	4,352,064	*47.9%*	4,219,491	*(3.0%)*	4,378,166	*3.8%*	3,950,000	*(9.8%)*
All Other Objects	3,585,734	3,830,030	*6.8%*	3,830,030	*0.0%*	3,830,030	*0.0%*	3,830,030	*0.0%*	3,830,030	*0.0%*
TOTAL EXPENDITURES	**$132,574,111**	**$138,707,793**	***4.6%***	**$144,062,579**	***3.9%***	**$148,545,647**	***3.1%***	**$154,081,647**	***3.7%***	**$158,291,188**	***2.7%***
SURPLUS / DEFICIT	**$879,893**	**$590,273**		**($1,069,103)**		**($2,980,736)**		**($5,856,610)**		**($7,421,832)**	
OTHER FINANCING SOURCES / USES											
Other Financing Sources	$0	$0		$0		$0		$0		$0	
Other Financing Uses	$0	$0		$0		$0		$0		$0	
TOTAL OTHER FIN. SOURCES / USES	**$0**	**$0**		**$0**		**$0**		**$0**		**$0**	
SURPLUS/DEFICIT INCL. OTHER FIN. SOURCES	**$879,893**	**$590,273**		**($1,069,103)**		**($2,980,736)**		**($5,856,610)**		**($7,421,832)**	
BEGINNING FUND BALANCE	**$37,454,369**	**$38,334,262**		**$38,924,535**		**$37,855,432**		**$34,874,696**		**$29,018,086**	
AUDIT ADUSTMENTS TO FUND BALANCE	0	0		0		0		0		0	
PROJECTED YEAR END BALANCE	**$38,334,262**	**$38,924,535**		**$37,855,432**		**$34,874,696**		**$29,018,086**		**$21,596,254**	
FUND BALANCE AS % OF EXPENDITURES	***29%***	***28%***		***26%***		***23%***		***19%***		***14%***	
FUND BALANCE AS # OF MONTHS OF EXPEND.	**3.47**	**3.37**		**3.15**		**2.82**		**2.26**		**1.64**	

frontline Analytics

Projection Summary

Educational | O & M | Transportation | IMRF / SS | Working Cash | Tort

Huntley Community School District 158 | FY26 Proposed Budget Final

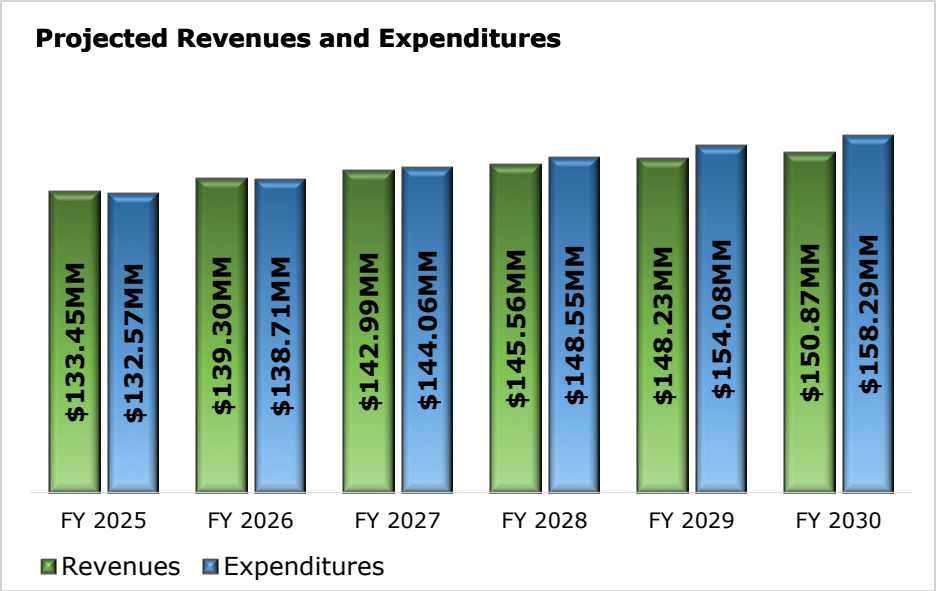

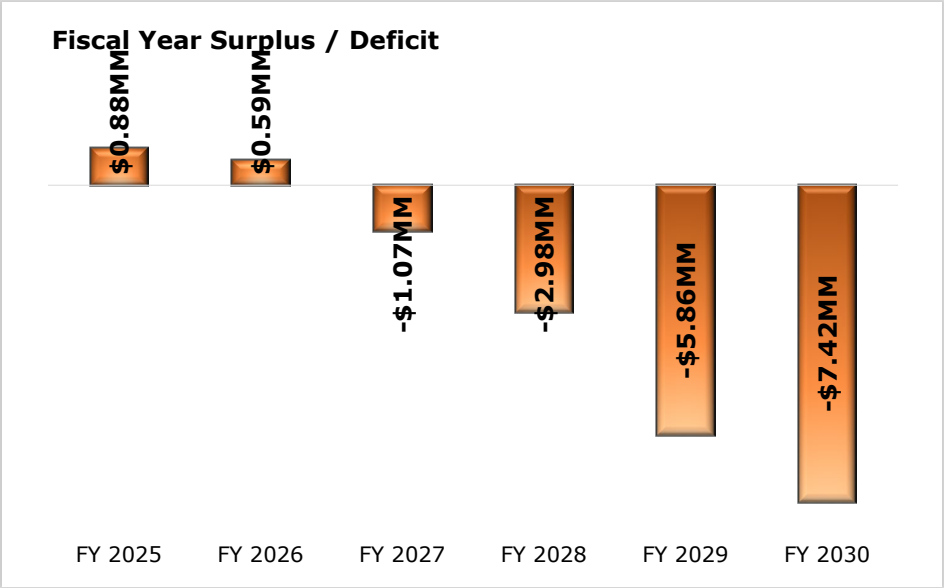

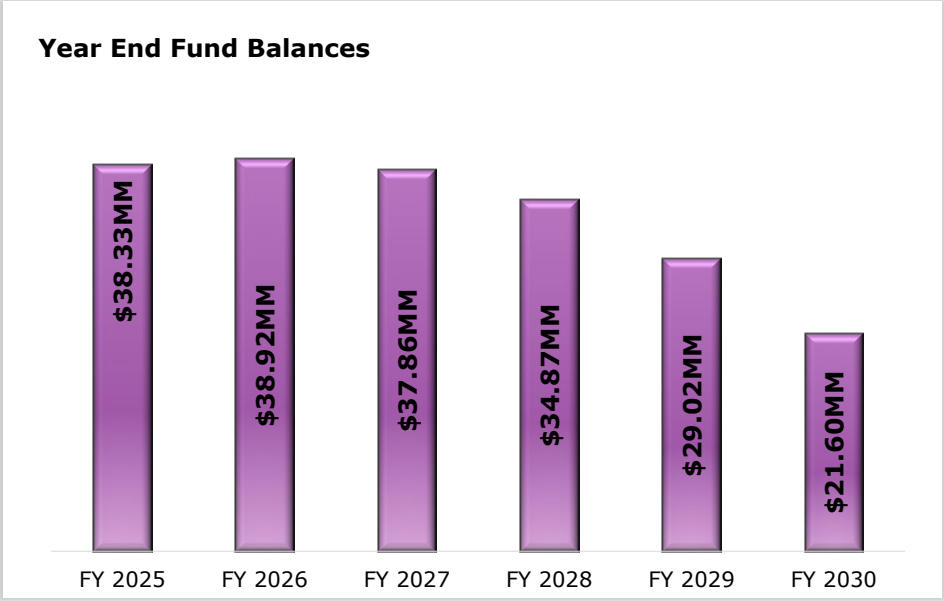

frontline Analytics

Revenue Summary

Educational | O & M | Transportation | IMRF / SS | Working Cash | Tort

Huntley Community School District 158 | FY26 Proposed Budget Final

	BUDGET FY 2025	PROJECTED FY 2026		PROJECTED FY 2027		PROJECTED FY 2028		PROJECTED FY 2029		PROJECTED FY 2030	
LOCAL											
Property Taxes	$81,645,767	$87,533,160	*7.2%*	$90,923,570	*3.9%*	$93,397,718	*2.7%*	$95,752,844	*2.5%*	$98,092,163	*2.4%*
CPPRT	800,000	800,000	*0.0%*	800,000	*0.0%*	800,000	*0.0%*	800,000	*0.0%*	800,000	*0.0%*
Other Local	8,312,831	8,312,831	*0.0%*	8,312,831	*0.0%*	8,312,831	*0.0%*	8,312,831	*0.0%*	8,312,831	*0.0%*
TOTAL LOCAL REVENUE	**$90,758,598**	**$96,645,991**	***6.5%***	**$100,036,401**	***3.5%***	**$102,510,549**	***2.5%***	**$104,865,675**	***2.3%***	**$107,204,994**	***2.2%***
STATE											
Evidence Based Funding	$33,168,661	$33,473,581	*0.9%*	$33,778,581	*0.9%*	$34,083,581	*0.9%*	$34,388,581	*0.9%*	$34,693,581	*0.9%*
Other State	5,606,121	5,256,481	*(6.2%)*	5,256,481	*(0.0%)*	5,048,768	*(4.0%)*	5,048,768	*0.0%*	5,048,768	*0.0%*
TOTAL STATE REVENUE	**$38,774,782**	**$38,730,062**	***-0.1%***	**$39,035,062**	***0.8%***	**$39,132,349**	***0.2%***	**$39,437,349**	***0.8%***	**$39,742,349**	***0.8%***
TOTAL FEDERAL REVENUE	**$3,920,625**	**$3,922,013**	***0.0%***	**$3,922,013**	***0.0%***	**$3,922,013**	***0.0%***	**$3,922,013**	***0.0%***	**$3,922,013**	***0.0%***
FLOW-THROUGH REVENUE	**$0**	**$0**		**$0**		**$0**		**$0**		**$0**	
TOTAL REVENUE	**$133,454,005**	**$139,298,066**	***4.4%***	**$142,993,476**	***2.7%***	**$145,564,911**	***1.8%***	**$148,225,037**	***1.8%***	**$150,869,356**	***1.8%***

Budgeted Revenue Allocation by Source

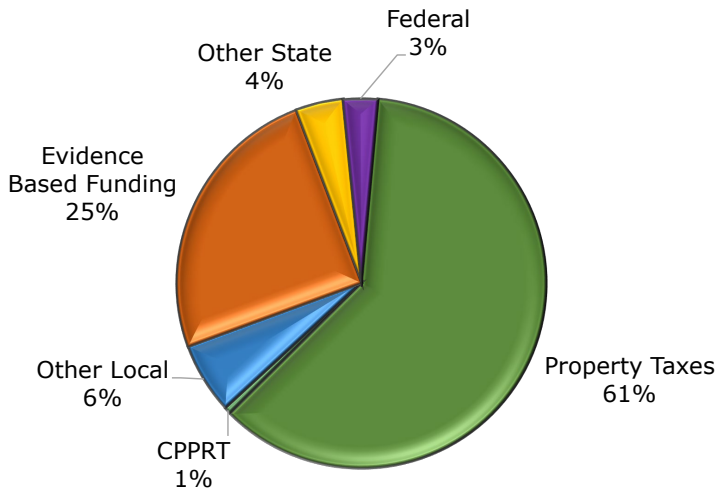

Revenue Projection (in millions)

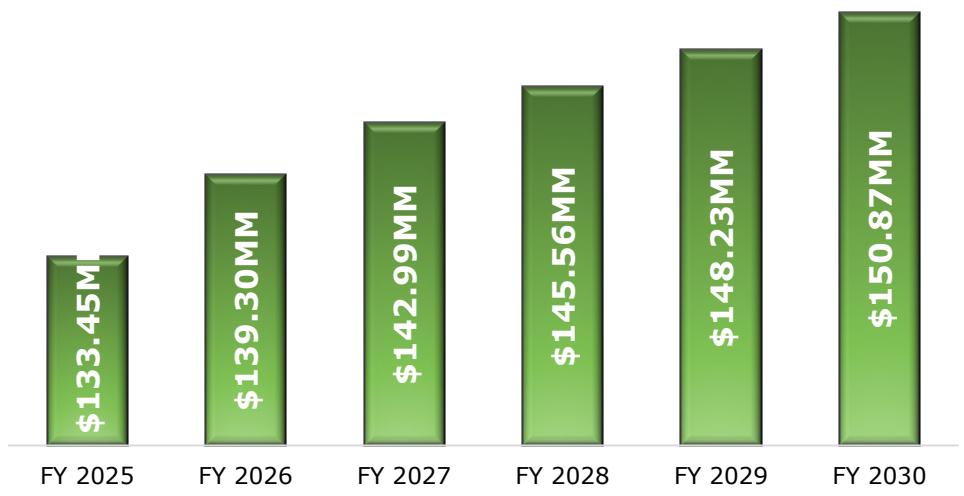

frontline Analytics

Expenditure Summary

Educational | O & M | Transportation | IMRF / SS | Working Cash | Tort
Huntley Community School District 158 | FY26 Proposed Budget Final

	BUDGET FY 2025	PROJECTED FY 2026		PROJECTED FY 2027		PROJECTED FY 2028		PROJECTED FY 2029		PROJECTED FY 2030	
Salaries	$81,071,209	$84,654,308	4.4%	$87,455,283	3.3%	$90,282,433	3.2%	$93,312,034	3.4%	$96,453,292	3.4%
Benefits	24,505,586	26,966,994	10.0%	28,423,479	5.4%	30,020,333	5.6%	31,715,586	5.6%	33,453,971	5.5%
TOTAL SALARIES & BENEFITS	**$105,576,795**	**$111,621,302**	**5.7%**	**$115,878,762**	**3.8%**	**$120,302,766**	**3.8%**	**$125,027,620**	**3.9%**	**$129,907,263**	**3.9%**
Purchased Services	$11,784,504	$11,967,930	1.6%	$11,481,356	(4.1%)	$11,557,993	0.7%	$11,694,464	1.2%	$11,717,527	0.2%
Supplies And Materials	8,846,973	8,345,367	(5.7%)	8,520,367	2.1%	8,635,367	1.3%	9,151,367	6.0%	8,886,367	(2.9%)
Capital Outlay	2,780,105	2,943,164	5.9%	4,352,064	47.9%	4,219,491	(3.0%)	4,378,166	3.8%	3,950,000	(9.8%)
Other Objects	3,421,782	3,666,078	7.1%	3,666,078	0.0%	3,666,078	0.0%	3,666,078	0.0%	3,666,078	0.0%
Non-Capitalized Equipment	163,952	163,952	0.0%	163,952	0.0%	163,952	0.0%	163,952	0.0%	163,952	0.0%
Termination Benefits	0	0		0		0		0		0	
Provision For Contingencies	0	0		0		0		0		0	
TOTAL ALL OTHER	**$26,997,316**	**$27,086,491**	**0.3%**	**$28,183,817**	**4.1%**	**$28,242,881**	**0.2%**	**$29,054,027**	**2.9%**	**$28,383,924**	**(2.3%)**
TOTAL EXPENDITURES	**$132,574,111**	**$138,707,793**	**4.6%**	**$144,062,579**	**3.9%**	**$148,545,647**	**3.1%**	**$154,081,647**	**3.7%**	**$158,291,188**	**2.7%**

Budgeted Expenditure Allocation by Object

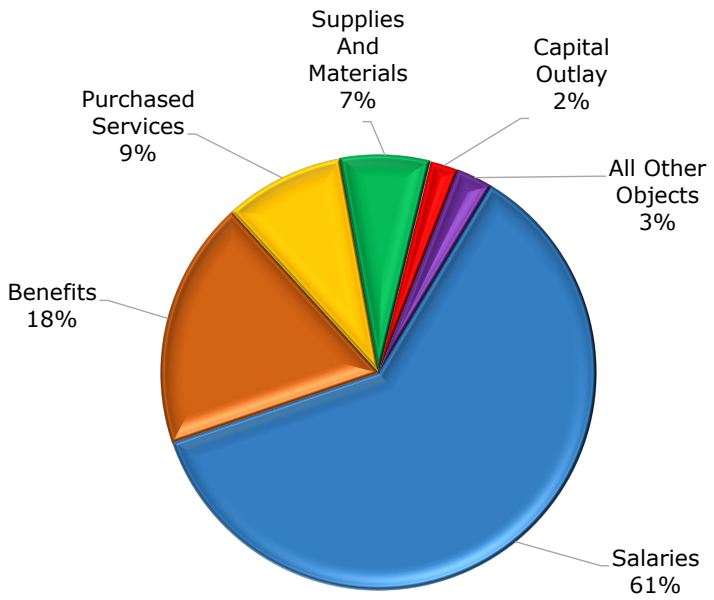

Expenditure Projection (in millions)

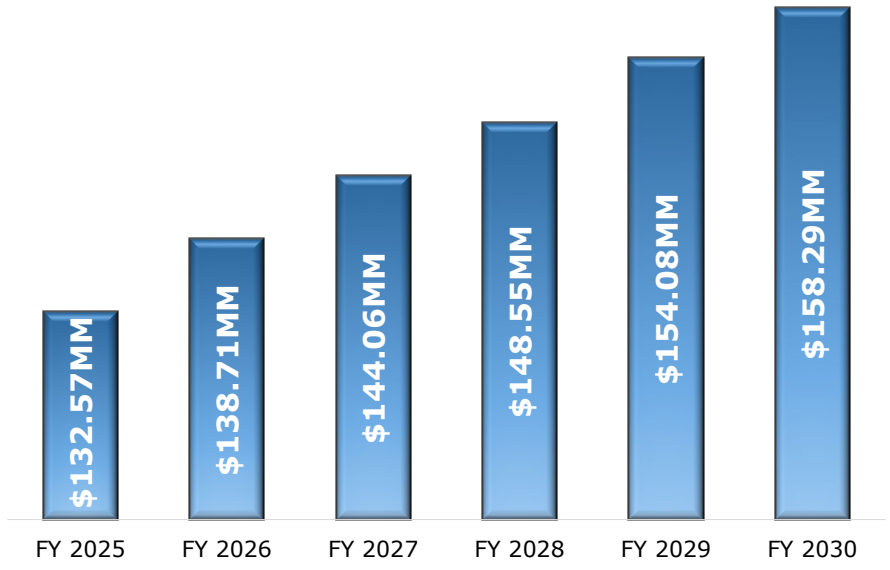

frontline Analytics

Historical Summary

Educational | O & M | Transportation | IMRF / SS | Working Cash | Tort

Huntley Community School District 158 | FY26 Proposed Budget Final

	AFR FY 2020	AFR FY 2021		AFR FY 2022		AFR FY 2023		AFR FY 2024		BUDGET FY 2025	
REVENUE											
Local	$71,756,935	$71,102,866	*(0.9%)*	$74,547,146	*4.8%*	$80,573,538	*8.1%*	$85,897,814	*6.6%*	$90,758,598	*5.7%*
State	32,115,695	32,180,026	*0.2%*	33,583,579	*4.4%*	34,002,315	*1.2%*	37,624,386	*10.7%*	38,774,782	*3.1%*
Federal	3,246,551	5,793,786	*78.5%*	7,618,459	*31.5%*	6,925,450	*(9.1%)*	5,496,684	*(20.6%)*	3,920,625	*(28.7%*
Other	0	0		0		0		0		0	
TOTAL REVENUE	**$107,119,181**	**$109,076,678**	***1.8%***	**$115,749,184**	***6.1%***	**$121,501,303**	***5.0%***	**$129,018,884**	***6.2%***	**$133,454,005**	***3.4%***
EXPENDITURES											
Salaries	$66,021,801	$67,155,964	*1.7%*	$69,901,959	*4.1%*	$73,519,849	*5.2%*	$77,154,655	*4.9%*	$81,071,209	*5.1%*
Benefits	14,681,867	16,765,907	*14.2%*	18,810,395	*12.2%*	21,778,143	*15.8%*	22,415,947	*2.9%*	24,505,586	*9.3%*
Purchased Services	8,791,484	9,342,790	*6.3%*	10,853,062	*16.2%*	13,710,426	*26.3%*	12,087,353	*(11.8%)*	11,784,504	*(2.5%*
Supplies And Materials	8,319,779	7,977,904	*(4.1%)*	9,308,934	*16.7%*	7,838,148	*(15.8%)*	8,789,365	*12.1%*	8,846,973	*0.7%*
Capital Outlay	3,974,270	3,175,968	*(20.1%)*	5,341,423	*68.2%*	3,600,243	*(32.6%)*	5,253,012	*45.9%*	2,780,105	*(47.1%*
All Other Objects	4,380,963	2,620,424	*(40.2%)*	2,261,536	*(13.7%)*	2,712,117	*19.9%*	2,542,626	*(6.2%)*	3,585,734	*41.0%*
TOTAL EXPENDITURES	**$106,170,164**	**$107,038,957**	***0.8%***	**$116,477,309**	***8.8%***	**$123,158,926**	***5.7%***	**$128,242,958**	***4.1%***	**$132,574,111**	***3.4%***
SURPLUS / DEFICIT	**$949,017**	**$2,037,721**		**($728,125)**		**($1,657,623)**		**$775,926**		**$879,893**	
OTHER FINANCING SOURCES / USES											
Other Financing Sources	$3,420,455	$6,065		$107,616		$153,602		$28,793		$0	
Other Financing Uses	($7,020,351)	($227,668)		($53,076)		($75,052)		($78,102)		$0	
TOTAL OTHER FIN. SOURCES / USES	**($3,599,896)**	**($221,603)**		**$54,540**		**$78,550**		**($49,309)**		**$0**	
SURPLUS / DEFICIT INCL. OTHER FIN. SOURCES	**($2,650,879)**	**$1,816,118**		**($673,585)**		**($1,579,073)**		**$726,617**		**$879,893**	
BEGINNING FUND BALANCE	**$39,844,573**	**$38,145,320**		**$38,980,410**		**$38,306,825**		**$36,727,752**		**$37,454,369**	
AUDIT ADUSTMENTS TO FUND BALANCE	951,626	(981,028)		0		0		0		0	
YEAR END BALANCE	**$38,145,320**	**$38,980,410**		**$38,306,825**		**$36,727,752**		**$37,454,369**		**$38,334,262**	
FUND BALANCE AS % OF EXPENDITURES	***36%***	***36%***		***33%***		***30%***		***29%***		***29%***	
FUND BALANCE AS # OF MONTHS OF EXPEND.	**4.31**	**4.37**		**3.95**		**3.58**		**3.50**		**3.47**	

frontline Analytics

Historical Summary

Educational | O & M | Transportation | IMRF / SS | Working Cash | Tort

Huntley Community School District 158 | FY26 Proposed Budget Final

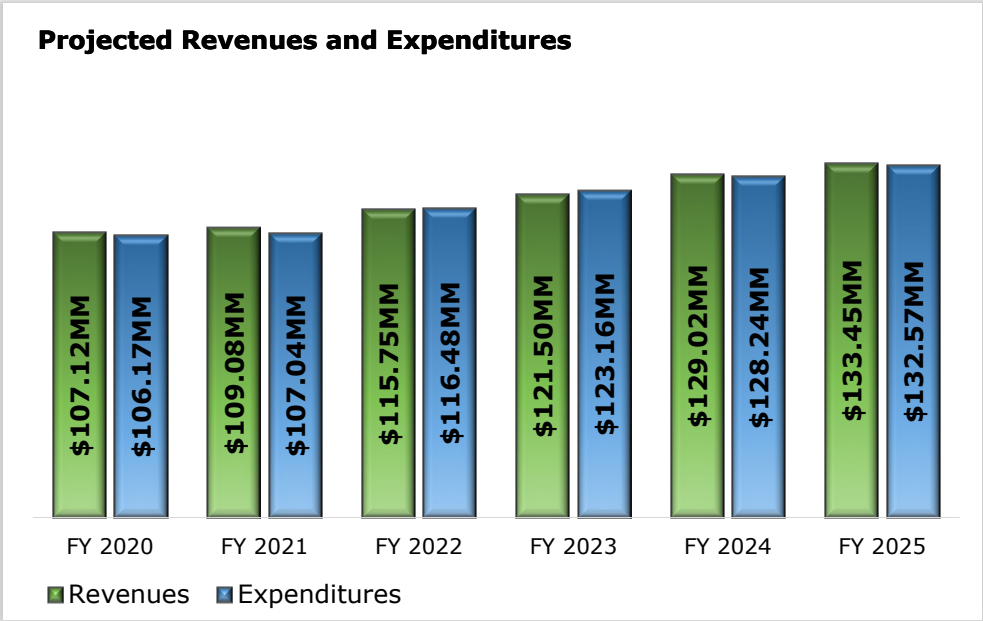

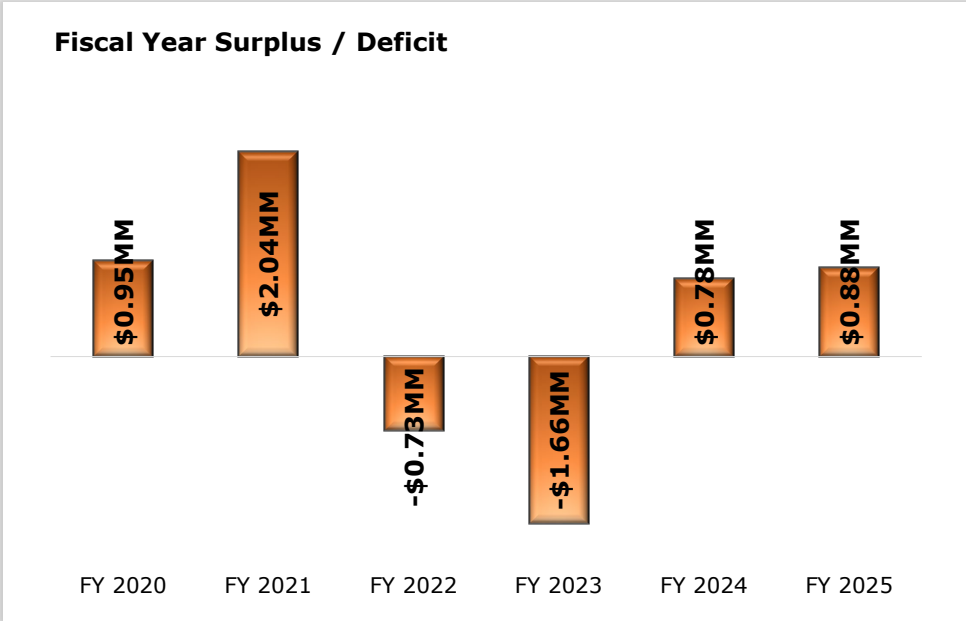

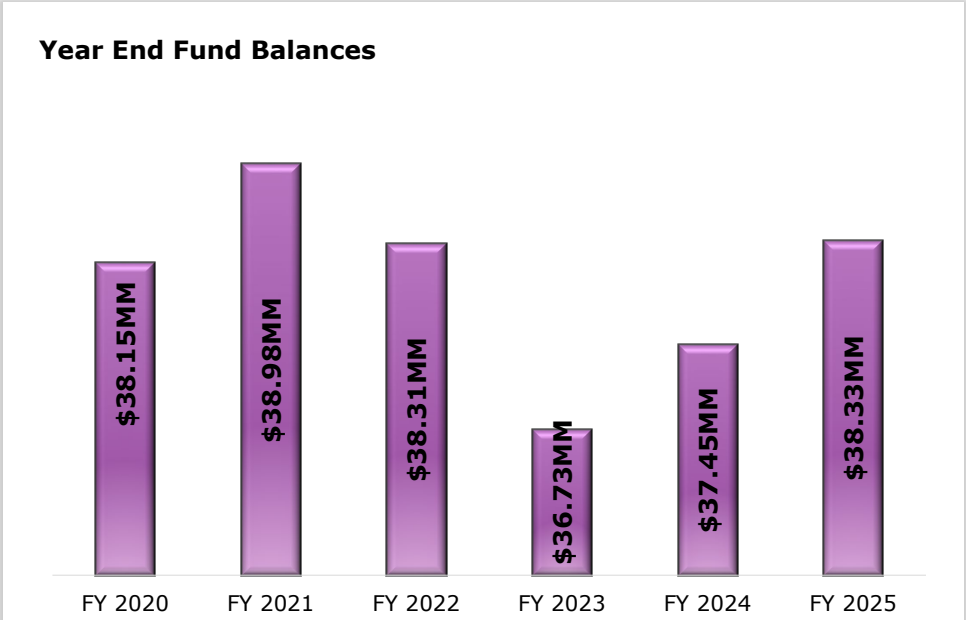

Projection Summary

Educational Fund

Huntley Community School District 158 | FY26 Proposed Budget Final

	BUDGET FY 2025	PROJECTED FY 2026		PROJECTED FY 2027		PROJECTED FY 2028		PROJECTED FY 2029		PROJECTED FY 2030	
REVENUE											
Local	$72,442,413	$77,367,533	*6.8%*	$80,067,543	*3.5%*	$82,037,873	*2.5%*	$83,913,417	*2.3%*	$85,776,373	*2.2%*
State	33,138,249	35,382,690	*6.8%*	35,687,690	*0.9%*	35,784,977	*0.3%*	36,089,977	*0.9%*	36,394,977	*0.8%*
Federal	3,920,625	3,922,013	*0.0%*	3,922,013	*0.0%*	3,922,013	*0.0%*	3,922,013	*0.0%*	3,922,013	*0.0%*
Other	0	0		0		0		0		0	
TOTAL REVENUE	**$109,501,287**	**$116,672,236**	***6.5%***	**$119,677,246**	***2.6%***	**$121,744,863**	***1.7%***	**$123,925,407**	***1.8%***	**$126,093,363**	***1.7%***
EXPENDITURES											
Salary and Benefit Costs	$94,635,859	$100,551,864	*6.3%*	$104,324,853	*3.8%*	$108,240,536	*3.8%*	$112,431,902	*3.9%*	$116,812,730	*3.9%*
Other	15,514,361	15,782,688	*1.7%*	15,361,457	*(2.7%)*	15,465,481	*0.7%*	15,972,456	*3.3%*	15,750,479	*(1.4%)*
TOTAL EXPENDITURES	**$110,150,220**	**$116,334,552**	***5.6%***	**$119,686,311**	***2.9%***	**$123,706,017**	***3.4%***	**$128,404,358**	***3.8%***	**$132,563,209**	***3.2%***
SURPLUS / DEFICIT	**($648,933)**	**$337,684**		**($9,065)**		**($1,961,154)**		**($4,478,951)**		**($6,469,846)**	
OTHER FINANCING SOURCES / USES											
Other Financing Sources	$0	$0		$0		$0		$0		$0	
Other Financing Uses	$0	$0		$0		$0		$0		$0	
TOTAL OTHER FIN. SOURCES / USES	**$0**	**$0**		**$0**		**$0**		**$0**		**$0**	
SURPLUS / DEFICIT INCL. OTHER FIN. SOURCES	**($648,933)**	**$337,684**		**($9,065)**		**($1,961,154)**		**($4,478,951)**		**($6,469,846)**	
BEGINNING FUND BALANCE	**$14,187,996**	**$13,539,063**		**$13,876,747**		**$13,867,682**		**$11,906,528**		**$7,427,577**	
AUDIT ADUSTMENTS TO FUND BALANCE	0	0		0		0		0		0	
PROJECTED YEAR END BALANCE	**$13,539,063**	**$13,876,747**		**$13,867,682**		**$11,906,528**		**$7,427,577**		**$957,731**	
FUND BALANCE AS % OF EXPENDITURES	***12%***	***12%***		***12%***		***10%***		***6%***		***1%***	
FUND BALANCE AS # OF MONTHS OF EXPEND.	**1.47**	**1.43**		**1.39**		**1.15**		**0.69**		**0.09**	

frontline Analytics

Projection Summary

Educational Fund

Huntley Community School District 158 | FY26 Proposed Budget Final

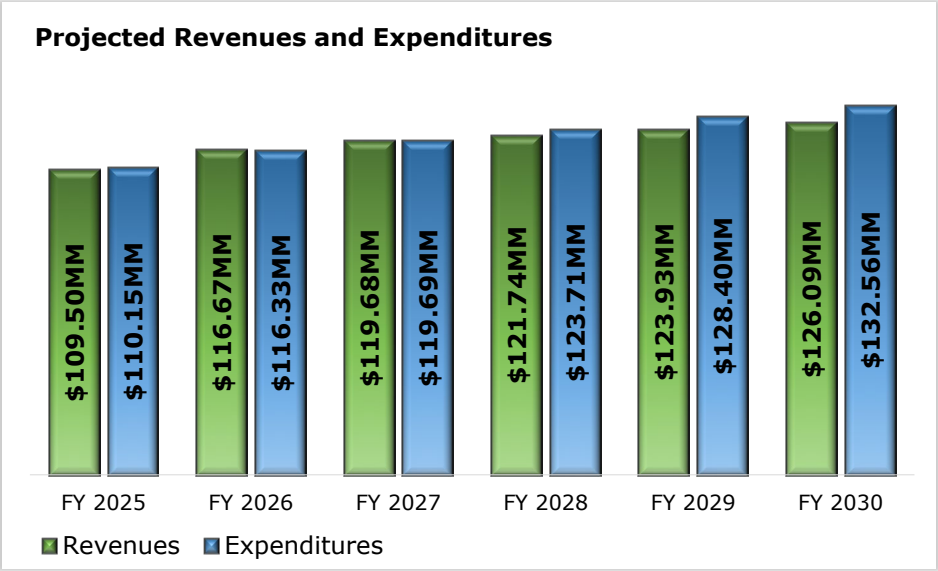

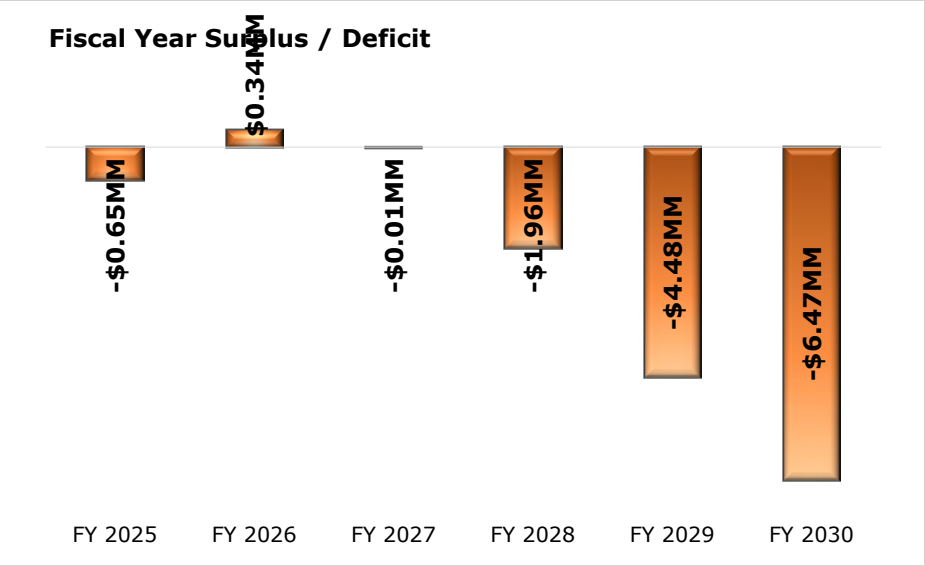

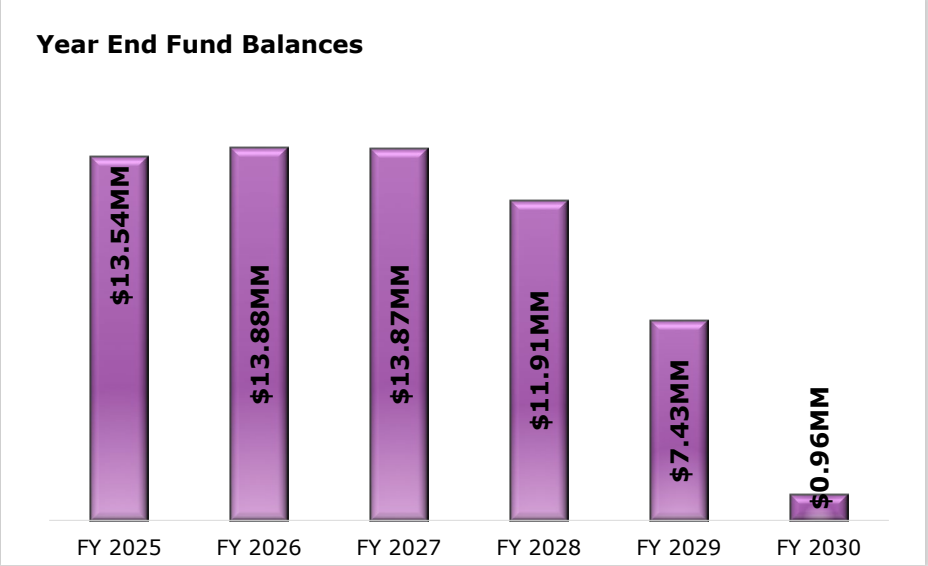

frontline Analytics

Revenue Summary

Educational Fund

Huntley Community School District 158 | FY26 Proposed Budget Final

	BUDGET FY 2025	PROJECTED FY 2026		PROJECTED FY 2027		PROJECTED FY 2028		PROJECTED FY 2029		PROJECTED FY 2030	
LOCAL											
Property Taxes	$64,783,389	$69,708,509	*7.6%*	$72,408,519	*3.9%*	$74,378,849	*2.7%*	$76,254,393	*2.5%*	$78,117,349	*2.4%*
Other Local Revenue	7,659,024	7,659,024	*0.0%*	7,659,024	*0.0%*	7,659,024	*0.0%*	7,659,024	*0.0%*	7,659,024	*0.0%*
TOTAL LOCAL REVENUE	**$72,442,413**	**$77,367,533**	***6.8%***	**$80,067,543**	***3.5%***	**$82,037,873**	***2.5%***	**$83,913,417**	***2.3%***	**$85,776,373**	***2.2%***
STATE											
Evidence Based Funding	$31,072,418	$33,473,581	*7.7%*	$33,778,581	*0.9%*	$34,083,581	*0.9%*	$34,388,581	*0.9%*	$34,693,581	*0.9%*
Other State Revenue	2,065,831	1,909,109	*-7.6%*	1,909,109	*0.0%*	1,701,396	*-10.9%*	1,701,396	*0.0%*	1,701,396	*0.0%*
TOTAL STATE REVENUE	**$33,138,249**	**$35,382,690**	***6.8%***	**$35,687,690**	***0.9%***	**$35,784,977**	***0.3%***	**$36,089,977**	***0.9%***	**$36,394,977**	***0.8%***
TOTAL FEDERAL REVENUE	**$3,920,625**	**$3,922,013**	***0.0%***	**$3,922,013**	***0.0%***	**$3,922,013**	***0.0%***	**$3,922,013**	***0.0%***	**$3,922,013**	***0.0%***
FLOW-THROUGH REVENUE	**$0**	**$0**		**$0**		**$0**		**$0**		**$0**	
TOTAL REVENUE	**$109,501,287**	**$116,672,236**	***6.5%***	**$119,677,246**	***2.6%***	**$121,744,863**	***1.7%***	**$123,925,407**	***1.8%***	**$126,093,363**	***1.7%***

Budgeted Revenue Allocation by Source

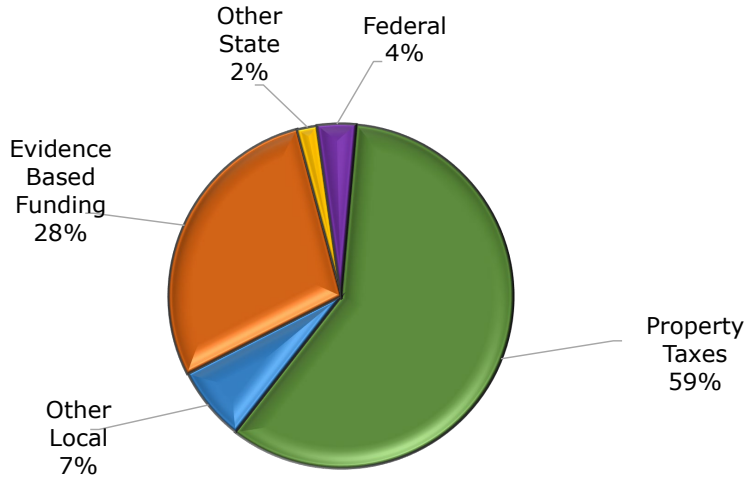

Revenue Projection

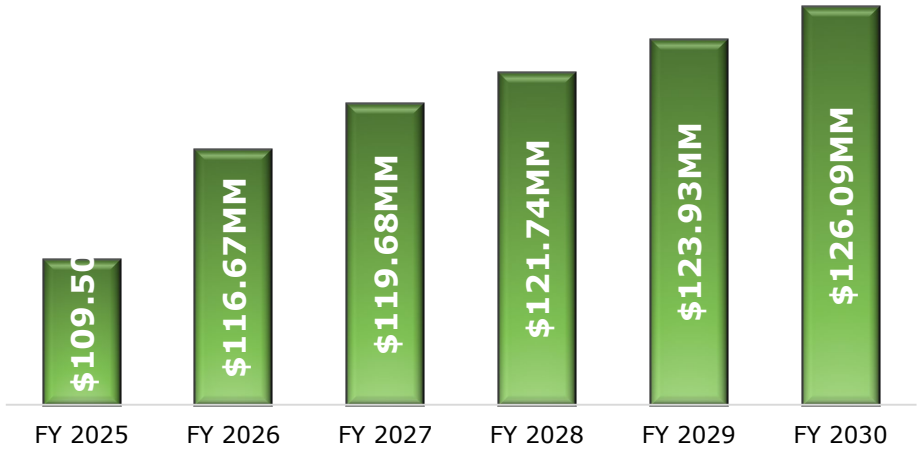

frontline Analytics

Expenditure Summary

Educational Fund

Huntley Community School District 158 | FY26 Proposed Budget Final

	BUDGET FY 2025	PROJECTED FY 2026		PROJECTED FY 2027		PROJECTED FY 2028		PROJECTED FY 2029		PROJECTED FY 2030	
Salaries	$76,158,361	$80,083,091	5.2%	$82,725,510	3.3%	$85,388,554	3.2%	$88,248,305	3.3%	$91,213,769	3.4%
Benefits	18,477,498	20,468,773	10.8%	21,599,343	5.5%	22,851,982	5.8%	24,183,597	5.8%	25,598,961	5.9%
TOTAL SALARIES & BENEFITS	**$94,635,859**	**$100,551,864**	**6.3%**	**$104,324,853**	**3.8%**	**$108,240,536**	**3.8%**	**$112,431,902**	**3.9%**	**$116,812,730**	**3.9%**
Purchased Services	$5,749,716	$6,005,353	4.4%	$5,384,122	(10.3%)	$5,373,146	(0.2%)	$5,364,121	(0.2%)	$5,407,144	0.8%
Supplies And Materials	6,133,130	5,631,524	(8.2%)	5,806,524	3.1%	5,921,524	2.0%	6,437,524	8.7%	6,172,524	(4.1%)
Capital Outlay	55,000	325,000	490.9%	350,000	7.7%	350,000	0.0%	350,000	0.0%	350,000	0.0%
Other Objects	3,412,563	3,656,859	7.2%	3,656,859	0.0%	3,656,859	0.0%	3,656,859	0.0%	3,656,859	0.0%
Non-Capitalized Equipment	163,952	163,952	0.0%	163,952	0.0%	163,952	0.0%	163,952	0.0%	163,952	0.0%
Termination Benefits	0	0		0		0		0		0	
Provision For Contingencies	0	0		0		0		0		0	
TOTAL ALL OTHER	**$15,514,361**	**$15,782,688**	**1.7%**	**$15,361,457**	**(2.7%)**	**$15,465,481**	**0.7%**	**$15,972,456**	**3.3%**	**$15,750,479**	**(1.4%)**
TOTAL EXPENDITURES	**$110,150,220**	**$116,334,552**	**5.6%**	**$119,686,311**	**2.9%**	**$123,706,017**	**3.4%**	**$128,404,358**	**3.8%**	**$132,563,209**	**3.2%**

Budgeted Expenditure Allocation by Object

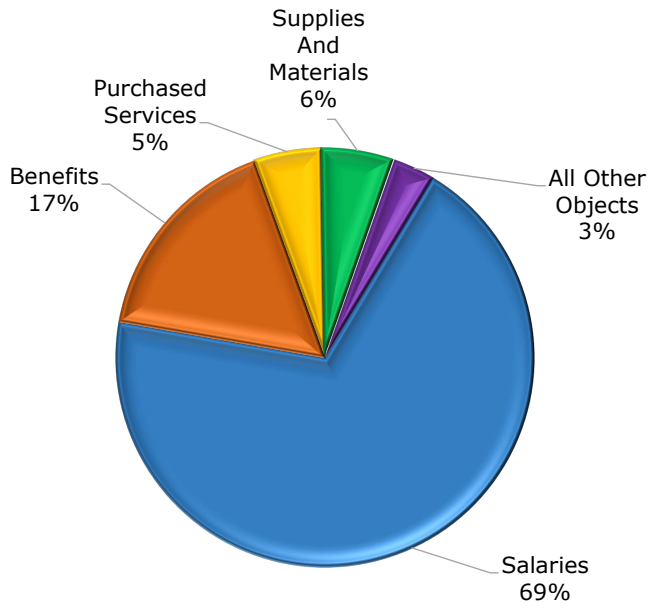

Expenditure Projection

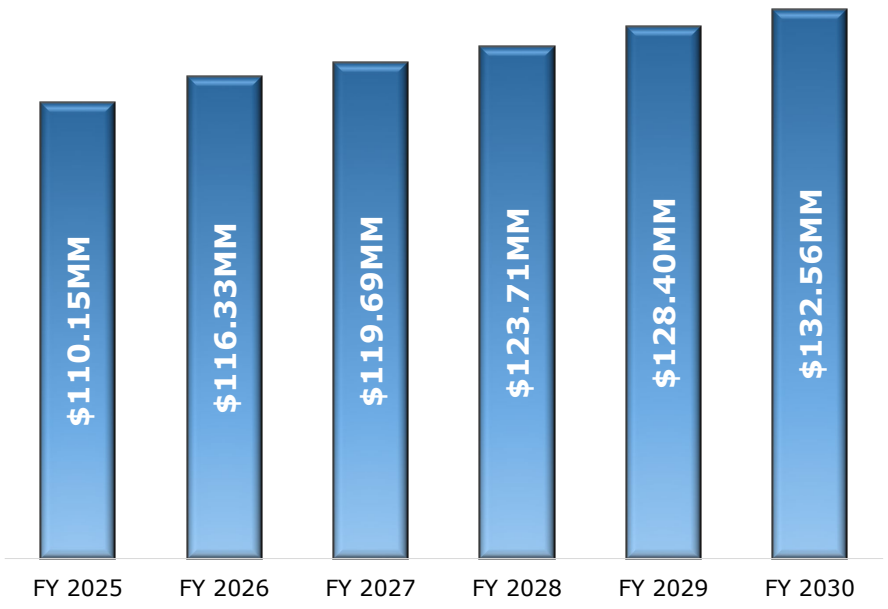

frontline Analytics

Historical Summary

Educational Fund

Huntley Community School District 158 | FY26 Proposed Budget Final

	AFR FY 2020	AFR FY 2021		AFR FY 2022		AFR FY 2023		AFR FY 2024		BUDGET FY 2025	
REVENUE											
Local	$57,625,739	$56,682,395	*(1.6%)*	$59,639,216	*5.2%*	$64,576,685	*8.3%*	$67,999,491	*5.3%*	$72,442,413	*6.5%*
State	24,206,403	26,631,195	*10.0%*	27,563,291	*3.5%*	28,690,910	*4.1%*	31,931,522	*11.3%*	33,138,249	*3.8%*
Federal	3,246,551	5,793,786	*78.5%*	7,618,459	*31.5%*	6,925,450	*(9.1%)*	5,496,684	*(20.6%)*	3,920,625	*(28.7%)*
Other	0	0		0		0		0		0	
TOTAL REVENUE	**$85,078,693**	**$89,107,376**	***4.7%***	**$94,820,966**	***6.4%***	**$100,193,045**	***5.7%***	**$105,427,697**	***5.2%***	**$109,501,287**	***3.9%***
EXPENDITURES											
Salary and Benefit Costs	$72,449,217	$76,124,132	*5.1%*	$80,425,794	*5.7%*	$85,678,030	*6.5%*	$90,211,775	*5.3%*	$94,635,859	*4.9%*
Other	14,675,529	13,099,249	*(10.7%)*	14,733,424	*12.5%*	16,293,426	*10.6%*	15,527,101	*(4.7%)*	15,514,361	*(0.1%)*
TOTAL EXPENDITURES	**$87,124,746**	**$89,223,381**	***2.4%***	**$95,159,218**	***6.7%***	**$101,971,456**	***7.2%***	**$105,738,876**	***3.7%***	**$110,150,220**	***4.2%***
SURPLUS / DEFICIT	**($2,046,053)**	**($116,005)**		**($338,252)**		**($1,778,411)**		**($311,179)**		**($648,933)**	
OTHER FINANCING SOURCES / USES											
Other Financing Sources	$20,455	$6,065		$107,616		$153,602		$28,793		$0	
Other Financing Uses	($3,467,111)	($70,883)		($53,076)		($75,052)		($78,102)		$0	
TOTAL OTHER FIN. SOURCES / USES	**($3,446,656)**	**($64,818)**		**$54,540**		**$78,550**		**($49,309)**		**$0**	
SURPLUS / DEFICIT INCL. OTHER FIN. SOURCES	**($5,492,709)**	**($180,823)**		**($283,712)**		**($1,699,861)**		**($360,488)**		**($648,933)**	
BEGINNING FUND BALANCE	**$22,234,991**	**$17,693,908**		**$16,532,057**		**$16,248,345**		**$14,548,484**		**$14,187,996**	
AUDIT ADUSTMENTS TO FUND BALANCE	$951,626	($981,028)		$0		$0		$0		$0	
YEAR END BALANCE	**$17,693,908**	**$16,532,057**		**$16,248,345**		**$14,548,484**		**$14,187,996**		**$13,539,063**	
FUND BALANCE AS % OF EXPENDITURES	***20%***	***19%***		***17%***		***14%***		***13%***		***12%***	
FUND BALANCE AS # OF MONTHS OF EXPEND.	**2.44**	**2.22**		**2.05**		**1.71**		**1.61**		**1.47**	

frontline Analytics

Historical Summary

Educational Fund

Huntley Community School District 158 | FY26 Proposed Budget Final

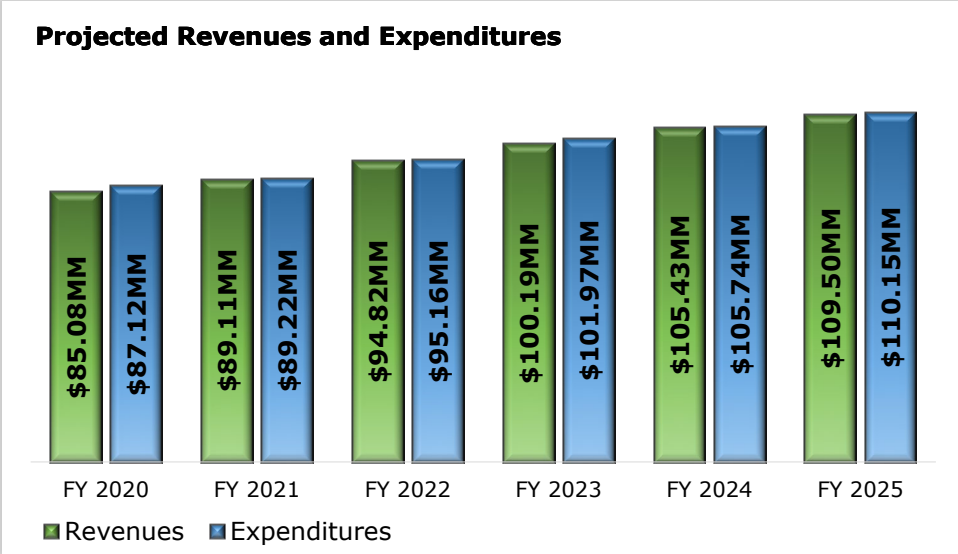



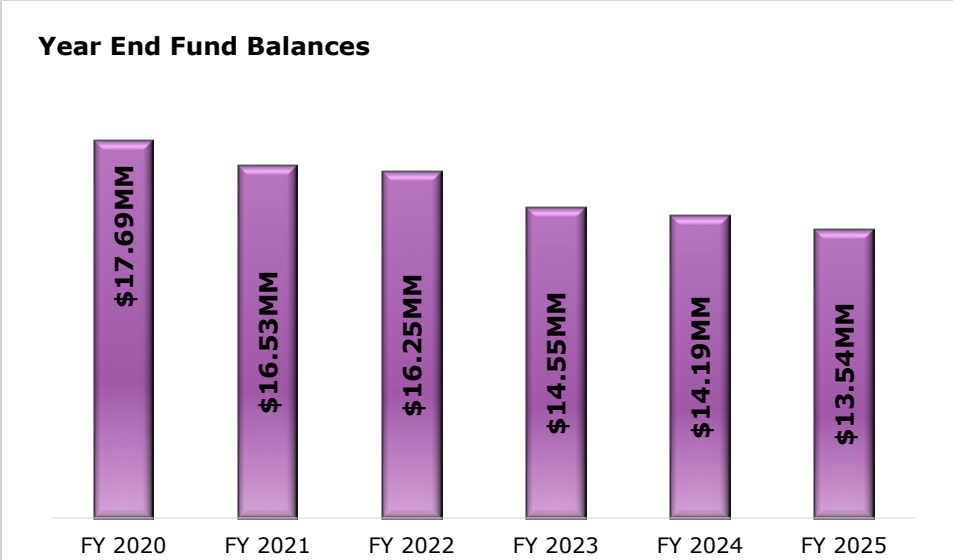

frontline Analytics

Projection Summary

Operations and Maintenance Fund

Huntley Community School District 158 | FY26 Proposed Budget Final

	BUDGET FY 2025	PROJECTED FY 2026		PROJECTED FY 2027		PROJECTED FY 2028		PROJECTED FY 2029		PROJECTED FY 2030	
REVENUE											
Local	$9,464,899	$10,012,483	*5.8%*	$10,370,715	*3.6%*	$10,632,135	*2.5%*	$10,880,979	*2.3%*	$11,128,153	*2.3%*
State	2,096,243	0	*(100.0%)*	0	*0.0%*	0	*0.0%*	0	*0.0%*	0	*0.0%*
Federal	0	0		0		0		0		0	
Other	0	0		0		0		0		0	
TOTAL REVENUE	**$11,561,142**	**$10,012,483**	***(13.4%)***	**$10,370,715**	***3.6%***	**$10,632,135**	***2.5%***	**$10,880,979**	***2.3%***	**$11,128,153**	***2.3%***
EXPENDITURES											
Salary and Benefit Costs	$1,950,002	$1,854,932	*(4.9%)*	$1,932,480	*4.2%*	$2,013,626	*4.2%*	$2,098,559	*4.2%*	$2,187,171	*4.2%*
Other	9,105,316	9,302,313	*2.2%*	9,703,149	*4.3%*	9,639,582	*(0.7%)*	9,924,216	*3.0%*	9,455,576	*(4.7%)*
TOTAL EXPENDITURES	**$11,055,319**	**$11,157,244**	***0.9%***	**$11,635,629**	***4.3%***	**$11,653,209**	***0.2%***	**$12,022,775**	***3.2%***	**$11,642,748**	***(3.2%)***
SURPLUS / DEFICIT	**$505,824**	**($1,144,761)**		**($1,264,913)**		**($1,021,073)**		**($1,141,795)**		**($514,594)**	
OTHER FINANCING SOURCES / USES											
Other Financing Sources	$0	$0		$0		$0		$0		$0	
Other Financing Uses	$0	$0		$0		$0		$0		$0	
TOTAL OTHER FIN. SOURCES / USES	**$0**	**$0**		**$0**		**$0**		**$0**		**$0**	
SURPLUS / DEFICIT INCL. OTHER FIN. SOURCES	**$505,824**	**($1,144,761)**		**($1,264,913)**		**($1,021,073)**		**($1,141,795)**		**($514,594)**	
BEGINNING FUND BALANCE	**$10,039,486**	**$10,545,310**		**$9,400,549**		**$8,135,636**		**$7,114,563**		**$5,972,767**	
AUDIT ADUSTMENTS TO FUND BALANCE	$0	$0		$0		$0		$0		$0	
PROJECTED YEAR END BALANCE	**$10,545,310**	**$9,400,549**		**$8,135,636**		**$7,114,563**		**$5,972,767**		**$5,458,173**	
FUND BALANCE AS % OF EXPENDITURES	***95%***	***84%***		***70%***		***61%***		***50%***		***47%***	
FUND BALANCE AS # OF MONTHS OF EXPEND.	**11.45**	**10.11**		**8.39**		**7.33**		**5.96**		**5.63**	

frontline Analytics

Projection Summary

Operations and Maintenance Fund

Huntley Community School District 158 | FY26 Proposed Budget Final

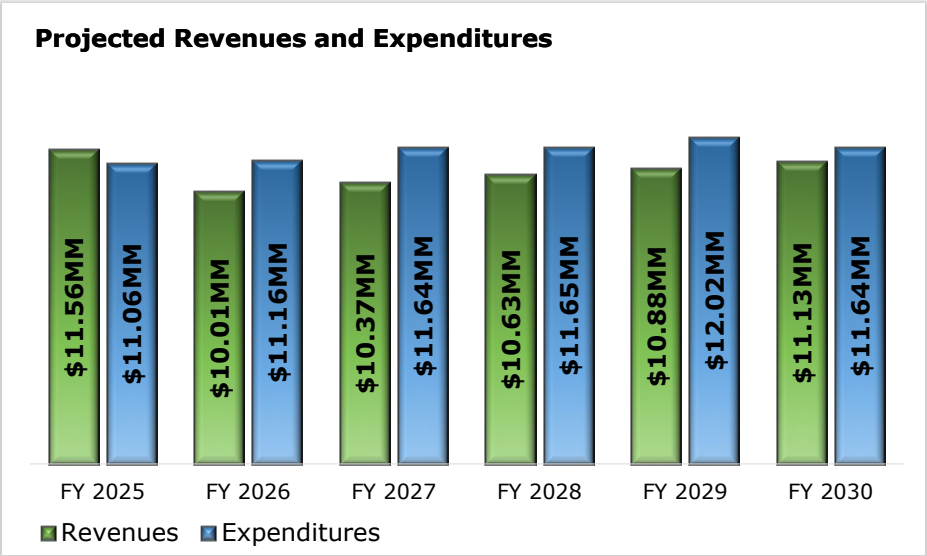

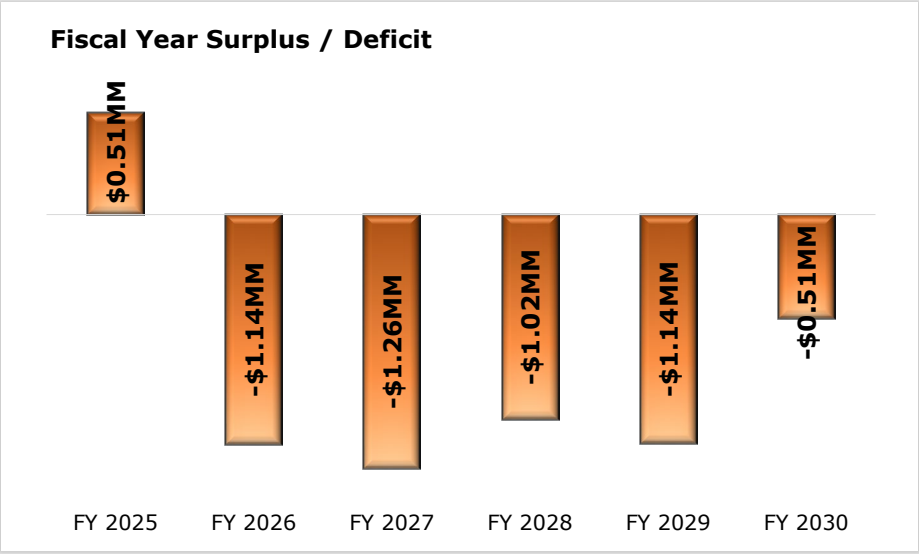

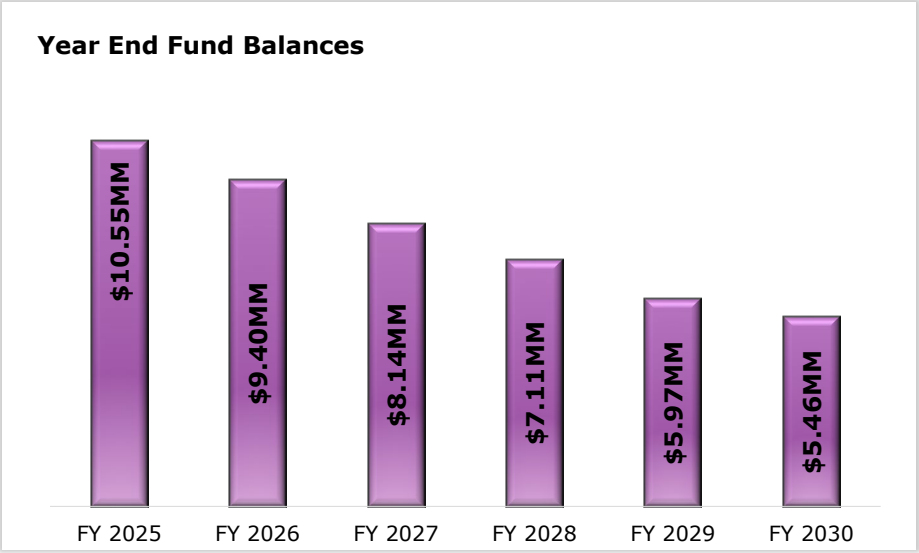

frontline Analytics

Revenue Summary

Operations and Maintenance Fund
Huntley Community School District 158 | FY26 Proposed Budget Final

	BUDGET FY 2025	PROJECTED FY 2026		PROJECTED FY 2027		PROJECTED FY 2028		PROJECTED FY 2029		PROJECTED FY 2030	
LOCAL											
Property Taxes	$8,701,215	$9,248,799	*6.3%*	$9,607,031	*3.9%*	$9,868,451	*2.7%*	$10,117,295	*2.5%*	$10,364,469	*2.4%*
Other Local Revenue	763,684	763,684	*0.0%*	763,684	*0.0%*	763,684	*0.0%*	763,684	*0.0%*	763,684	*0.0%*
TOTAL LOCAL REVENUE	**$9,464,899**	**$10,012,483**	***5.8%***	**$10,370,715**	***3.6%***	**$10,632,135**	***2.5%***	**$10,880,979**	***2.3%***	**$11,128,153**	***2.3%***
STATE											
Evidence Based Funding	$2,096,243	$0	*-100.0%*	$0	*0.0%*	$0	*0.0%*	$0	*0.0%*	$0	*0.0%*
Other State Revenue	0	0		0		0		0		0	
TOTAL STATE REVENUE	**$2,096,243**	**$0**	***(100.0%)***	**$0**	***0.0%***	**$0**	***0.0%***	**$0**	***0.0%***	**$0**	***0.0%***
TOTAL FEDERAL REVENUE	**$0**	**$0**		**$0**		**$0**		**$0**		**$0**	
FLOW-THROUGH REVENUE	**$0**	**$0**		**$0**		**$0**		**$0**		**$0**	
TOTAL REVENUE	**$11,561,142**	**$10,012,483**	***(13.4%)***	**$10,370,715**	***3.6%***	**$10,632,135**	***2.5%***	**$10,880,979**	***2.3%***	**$11,128,153**	***2.3%***

Budgeted Revenue Allocation by Source

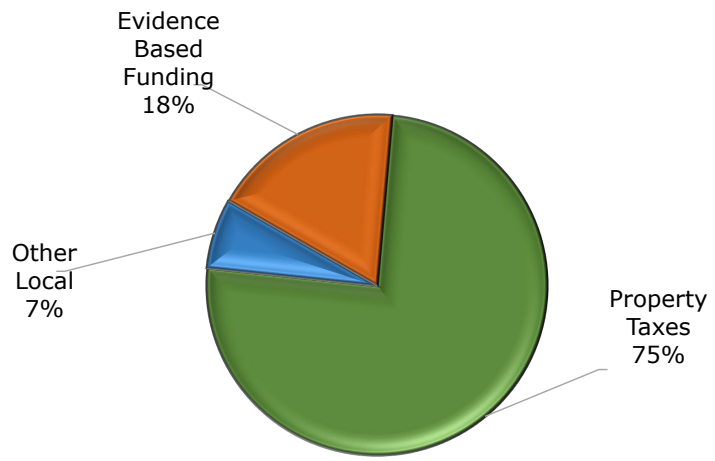

Revenue Projection

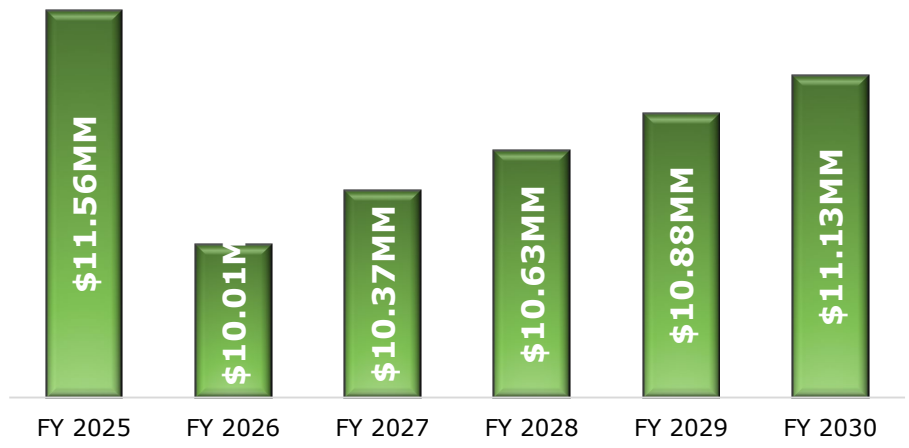

frontline Analytics

Expenditure Summary

Operations and Maintenance Fund
Huntley Community School District 158 | FY26 Proposed Budget Final

	BUDGET FY 2025	PROJECTED FY 2026		PROJECTED FY 2027		PROJECTED FY 2028		PROJECTED FY 2029		PROJECTED FY 2030	
Salaries	$1,625,997	$1,486,360	(8.6%)	$1,538,382	3.5%	$1,592,226	3.5%	$1,647,954	3.5%	$1,705,632	3.5%
Benefits	324,006	368,572	13.8%	394,098	6.9%	421,401	6.9%	450,605	6.9%	481,539	6.9%
TOTAL SALARIES & BENEFITS	**$1,950,002**	**$1,854,932**	(4.9%)	**$1,932,480**	4.2%	**$2,013,626**	4.2%	**$2,098,559**	4.2%	**$2,187,171**	4.2%
Purchased Services	$4,948,368	$4,852,306	(1.9%)	$4,969,242	2.4%	$5,038,248	1.4%	$5,164,207	2.5%	$5,123,733	(0.8%)
Supplies And Materials	1,828,843	1,828,843	0.0%	1,828,843	0.0%	1,828,843	0.0%	1,828,843	0.0%	1,828,843	0.0%
Capital Outlay	2,325,105	2,618,164	12.6%	2,902,064	10.8%	2,769,491	(4.6%)	2,928,166	5.7%	2,500,000	(14.6%)
Other Objects	3,000	3,000	0.0%	3,000	0.0%	3,000	0.0%	3,000	0.0%	3,000	0.0%
Non-Capitalized Equipment	0	0		0		0		0		0	
Termination Benefits	0	0		0		0		0		0	
Provision For Contingencies	0	0		0		0		0		0	
TOTAL ALL OTHER	**$9,105,316**	**$9,302,313**	2.2%	**$9,703,149**	4.3%	**$9,639,582**	(0.7%)	**$9,924,216**	3.0%	**$9,455,576**	(4.7%)
TOTAL EXPENDITURES	**$11,055,319**	**$11,157,244**	0.9%	**$11,635,629**	4.3%	**$11,653,209**	0.2%	**$12,022,775**	3.2%	**$11,642,748**	(3.2%)

Budgeted Expenditure Allocation by Object

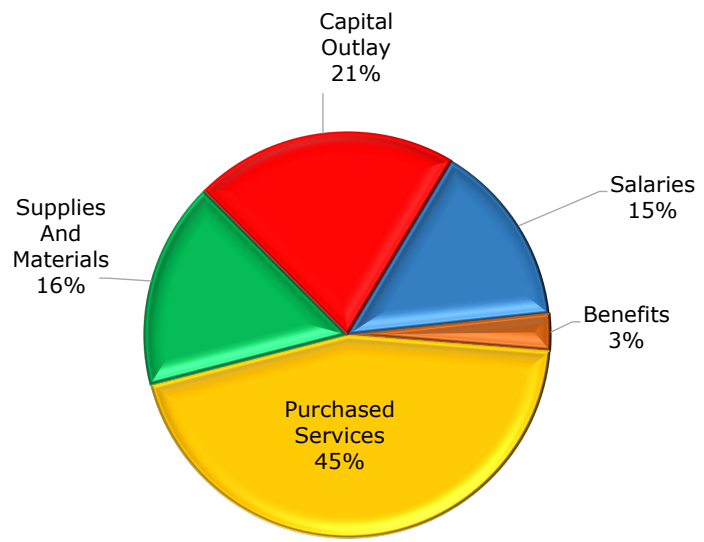

Expenditure Projection

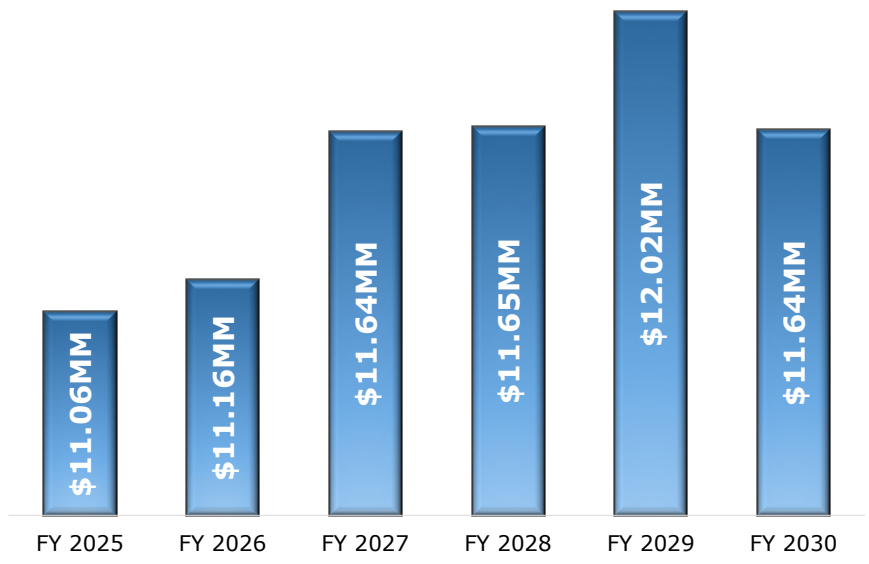

frontline Analytics

Historical Summary

Operations and Maintenance Fund
Huntley Community School District 158 | FY26 Proposed Budget Final

	AFR FY 2020	AFR FY 2021		AFR FY 2022		AFR FY 2023		AFR FY 2024		BUDGET FY 2025	
REVENUE											
Local	$8,602,927	$8,697,740	*1.1%*	$9,068,097	*4.3%*	$9,733,637	*7.3%*	$9,862,098	*1.3%*	$9,464,899	*(4.0%)*
State	4,600,000	2,050,000	*(55.4%)*	2,050,000	*0.0%*	2,146,243	*4.7%*	2,146,243	*0.0%*	2,096,243	*(2.3%)*
Federal	0	0		0		0		0		0	
Other	0	0		0		0		0		0	
TOTAL REVENUE	**$13,202,927**	**$10,747,740**	***(18.6%)***	**$11,118,097**	***3.4%***	**$11,879,880**	***6.9%***	**$12,008,341**	***1.1%***	**$11,561,142**	***(3.7%)***
EXPENDITURES											
Salary and Benefit Costs	$1,590,656	$1,611,422	*1.3%*	$1,602,660	*(0.5%)*	$1,746,899	*9.0%*	$1,894,195	*8.4%*	$1,950,002	*2.9%*
Other	7,443,320	7,857,573	*5.6%*	8,512,215	*8.3%*	9,010,683	*5.9%*	9,717,995	*7.8%*	9,105,316	*(6.3%)*
TOTAL EXPENDITURES	**$9,033,976**	**$9,468,995**	***4.8%***	**$10,114,875**	***6.8%***	**$10,757,582**	***6.4%***	**$11,612,190**	***7.9%***	**$11,055,319**	***(4.8%)***
SURPLUS / DEFICIT	**$4,168,951**	**$1,278,745**		**$1,003,222**		**$1,122,298**		**$396,151**		**$505,824**	
OTHER FINANCING SOURCES / USES											
Other Financing Sources	$3,400,000	$0		$0		$0		$0		$0	
Other Financing Uses	($3,553,240)	($156,785)		$0		$0		$0		$0	
TOTAL OTHER FIN. SOURCES / USES	**($153,240)**	**($156,785)**		**$0**		**$0**		**$0**		**$0**	
SURPLUS / DEFICIT INCL. OTHER FIN. SOURCES	**$4,015,711**	**$1,121,960**		**$1,003,222**		**$1,122,298**		**$396,151**		**$505,824**	
BEGINNING FUND BALANCE	**$2,380,144**	**$6,395,855**		**$7,517,815**		**$8,521,037**		**$9,643,335**		**$10,039,486**	
AUDIT ADUSTMENTS TO FUND BALANCE	$0	$0		$0		$0		$0		$0	
YEAR END BALANCE	**$6,395,855**	**$7,517,815**		**$8,521,037**		**$9,643,335**		**$10,039,486**		**$10,545,310**	
FUND BALANCE AS % OF EXPENDITURES	***71%***	***79%***		***84%***		***90%***		***86%***		***95%***	
FUND BALANCE AS # OF MONTHS OF EXPEND.	**8.50**	**9.53**		**10.11**		**10.76**		**10.37**		**11.45**	

frontline Analytics

Historical Summary

Operations and Maintenance Fund

Huntley Community School District 158 | FY26 Proposed Budget Final

Projected Revenues and Expenditures

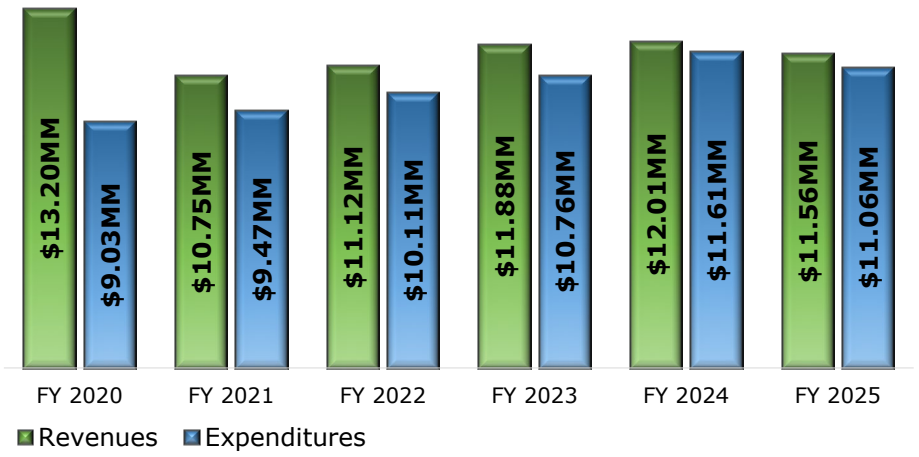

Fiscal Year Surplus / Deficit

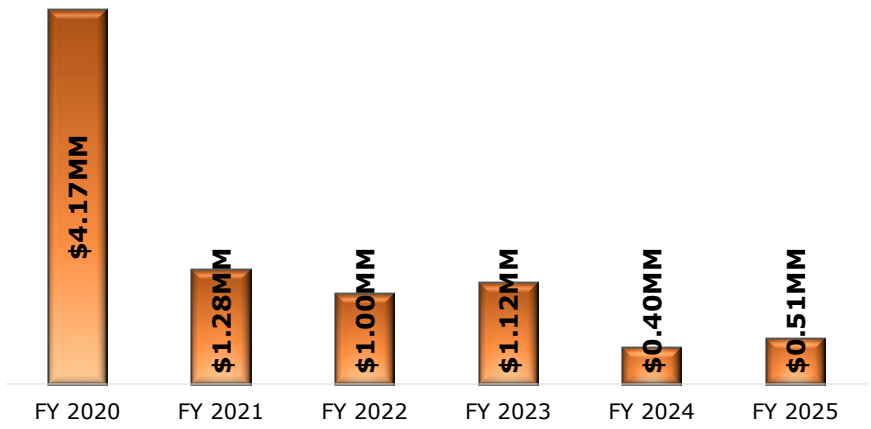

Year End Fund Balances

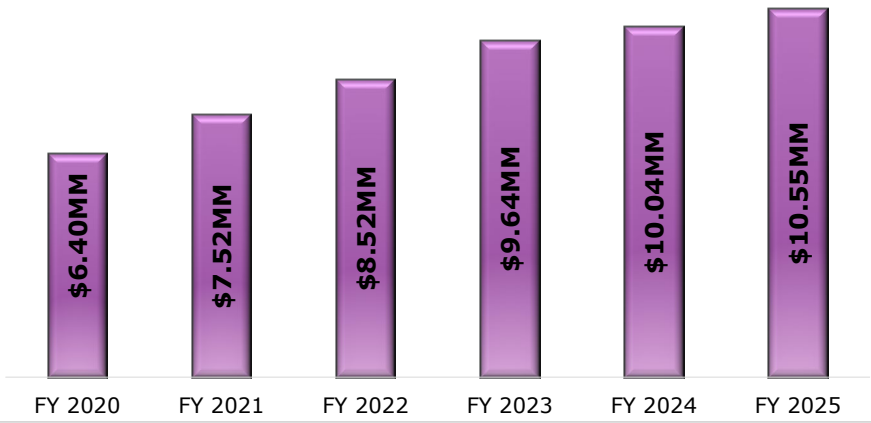

frontline Analytics

Projection Summary

Debt Service Fund

Huntley Community School District 158 | FY26 Proposed Budget Final

	BUDGET FY 2025	PROJECTED FY 2026		PROJECTED FY 2027		PROJECTED FY 2028		PROJECTED FY 2029		PROJECTED FY 2030	
REVENUE											
Local	$11,647,189	$10,673,687	*(8.4%)*	$10,633,307	*(0.4%)*	$10,512,754	*(1.1%)*	$10,478,616	*(0.3%)*	$10,449,581	*(0.3%)*
State	0	0		0		0		0		0	
Federal	0	0		0		0		0		0	
Other	0	0		0		0		0		0	
TOTAL REVENUE	**$11,647,189**	**$10,673,687**	***(8.4%)***	**$10,633,307**	***(0.4%)***	**$10,512,754**	***(1.1%)***	**$10,478,616**	***(0.3%)***	**$10,449,581**	***(0.3%)***
EXPENDITURES											
Salary and Benefit Costs	$0	$0		$0		$0		$0		$0	
Other	12,249,890	10,320,666	*(15.7%)*	10,399,500	*0.8%*	10,151,639	*(2.4%)*	10,145,859	*(0.1%)*	10,085,998	*(0.6%)*
TOTAL EXPENDITURES	**$12,249,890**	**$10,320,666**	***(15.7%)***	**$10,399,500**	***0.8%***	**$10,151,639**	***(2.4%)***	**$10,145,859**	***(0.1%)***	**$10,085,998**	***(0.6%)***
SURPLUS / DEFICIT	**($602,701)**	**$353,021**		**$233,807**		**$361,115**		**$332,757**		**$363,583**	
OTHER FINANCING SOURCES / USES											
Other Financing Sources	$0	$0		$0		$0		$0		$0	
Other Financing Uses	$0	$0		$0		$0		$0		$0	
TOTAL OTHER FIN. SOURCES / USES	**$0**	**$0**		**$0**		**$0**		**$0**		**$0**	
SURPLUS / DEFICIT INCL. OTHER FIN. SOURCES	**($602,701)**	**$353,021**		**$233,807**		**$361,115**		**$332,757**		**$363,583**	
BEGINNING FUND BALANCE	**$7,606,904**	**$7,004,203**		**$7,357,224**		**$7,591,031**		**$7,952,147**		**$8,284,904**	
AUDIT ADUSTMENTS TO FUND BALANCE	$0	$0		$0		$0		$0		$0	
PROJECTED YEAR END BALANCE	**$7,004,203**	**$7,357,224**		**$7,591,031**		**$7,952,147**		**$8,284,904**		**$8,648,487**	
FUND BALANCE AS % OF EXPENDITURES	***57%***	***71%***		***73%***		***78%***		***82%***		***86%***	
FUND BALANCE AS # OF MONTHS OF EXPEND.	**6.86**	**8.55**		**8.76**		**9.40**		**9.80**		**10.29**	

frontline Analytics

Projection Summary

Debt Service Fund

Huntley Community School District 158 | FY26 Proposed Budget Final

Projected Revenues and Expenditures

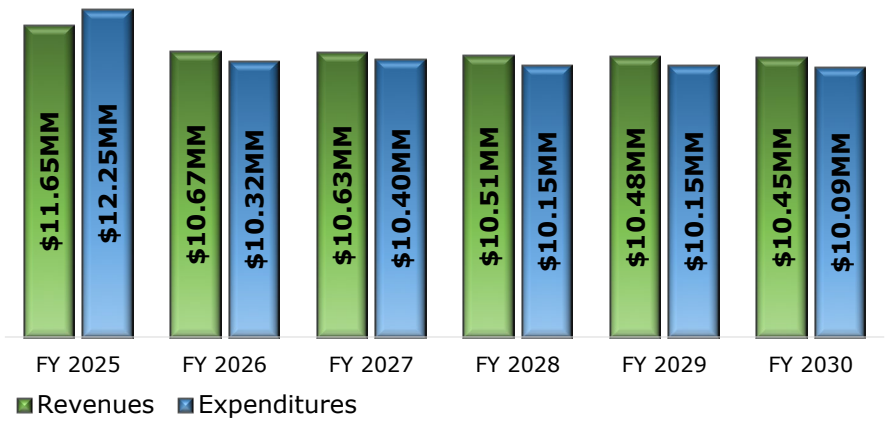

Fiscal Year End Surplus / Deficit

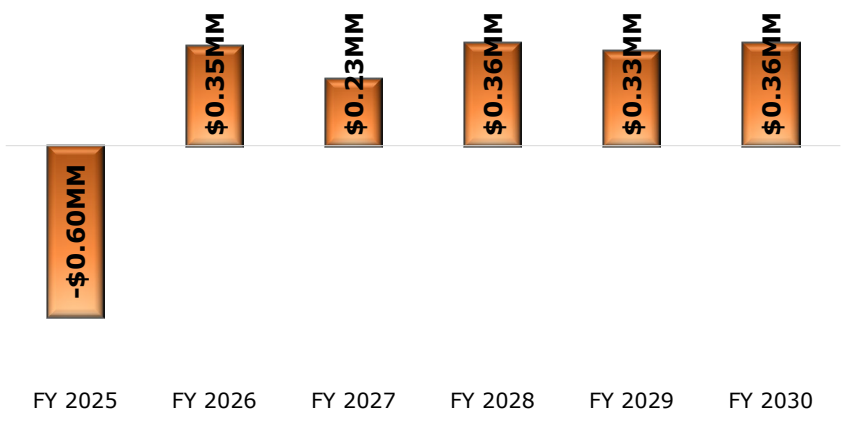

Year End Fund Balances

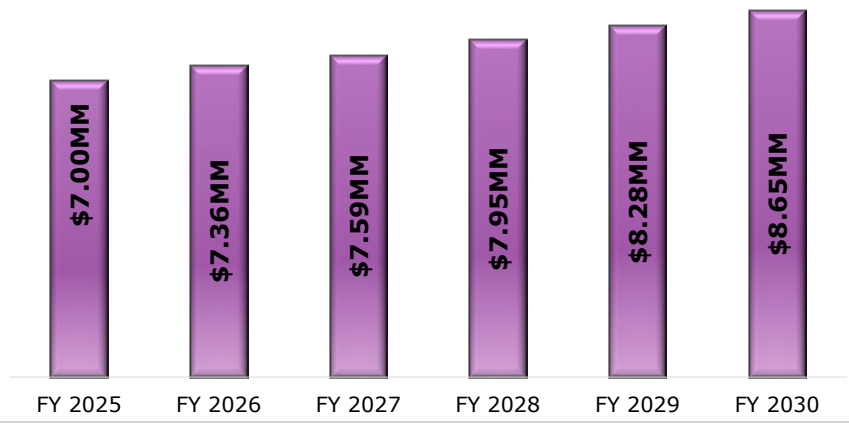

frontline Analytics

Revenue Summary

Debt Service Fund

Huntley Community School District 158 | FY26 Proposed Budget Final

	BUDGET FY 2025	PROJECTED FY 2026		PROJECTED FY 2027		PROJECTED FY 2028		PROJECTED FY 2029		PROJECTED FY 2030	
LOCAL											
Property Taxes	$11,272,891	$10,299,389	*-8.6%*	$10,259,009	*-0.4%*	$10,138,456	*-1.2%*	$10,104,318	*-0.3%*	$10,075,283	*-0.3%*
Other Local Revenue	374,298	374,298	*0.0%*	374,298	*0.0%*	374,298	*0.0%*	374,298	*0.0%*	374,298	*0.0%*
TOTAL LOCAL REVENUE	**$11,647,189**	**$10,673,687**	***(8.4%)***	**$10,633,307**	***(0.4%)***	**$10,512,754**	***(1.1%)***	**$10,478,616**	***(0.3%)***	**$10,449,581**	***(0.3%)***
STATE											
Evidence Based Funding	$0	$0		$0		$0		$0		$0	
Other State Revenue	0	0		0		0		0		0	
TOTAL STATE REVENUE	**$0**	**$0**		**$0**		**$0**		**$0**		**$0**	
TOTAL FEDERAL REVENUE	**$0**	**$0**		**$0**		**$0**		**$0**		**$0**	
FLOW-THROUGH REVENUE	**$0**	**$0**		**$0**		**$0**		**$0**		**$0**	
TOTAL REVENUE	**$11,647,189**	**$10,673,687**	***(8.4%)***	**$10,633,307**	***(0.4%)***	**$10,512,754**	***(1.1%)***	**$10,478,616**	***(0.3%)***	**$10,449,581**	***(0.3%)***

Budgeted Revenue Allocation by Source

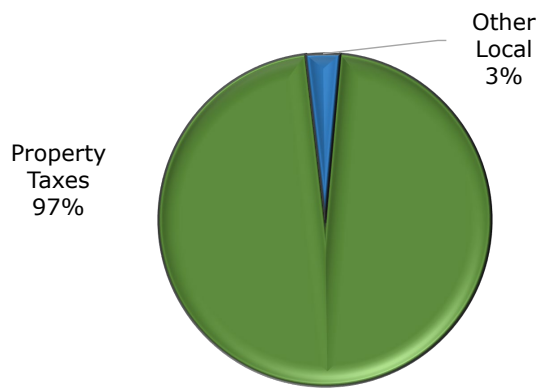

Revenue Projection

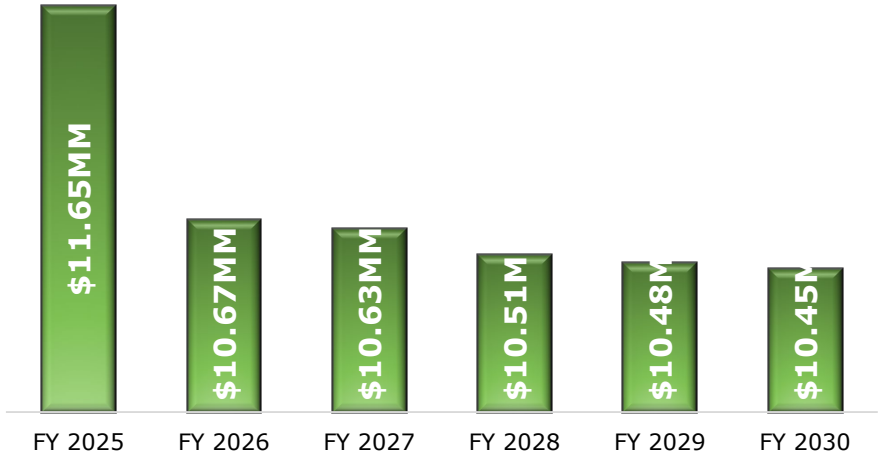

frontline Analytics

Expenditure Summary

Debt Service Fund

Huntley Community School District 158 | FY26 Proposed Budget Final

	BUDGET FY 2025	PROJECTED FY 2026		PROJECTED FY 2027		PROJECTED FY 2028		PROJECTED FY 2029		PROJECTED FY 2030	
Salaries	$0	$0		$0		$0		$0		$0	
Benefits	0	0		0		0		0		0	
TOTAL SALARIES & BENEFITS	**$0**	**$0**		**$0**		**$0**		**$0**		**$0**	
Purchased Services	$0	$0		$0		$0		$0		$0	
Supplies And Materials	0	0		0		0		0		0	
Capital Outlay	0	0		0		0		0		0	
Other Objects	12,249,890	10,320,666	*(15.7%)*	10,399,500	*0.8%*	10,151,639	*(2.4%)*	10,145,859	*(0.1%)*	10,085,998	*(0.6%)*
Non-Capitalized Equipment	0	0		0		0		0		0	
Termination Benefits	0	0		0		0		0		0	
Provision For Contingencies	0	0		0		0		0		0	
TOTAL ALL OTHER	**$12,249,890**	**$10,320,666**	*(15.7%)*	**$10,399,500**	*0.8%*	**$10,151,639**	*(2.4%)*	**$10,145,859**	*(0.1%)*	**$10,085,998**	*(0.6%)*
TOTAL EXPENDITURES	**$12,249,890**	**$10,320,666**	*(15.7%)*	**$10,399,500**	*0.8%*	**$10,151,639**	*(2.4%)*	**$10,145,859**	*(0.1%)*	**$10,085,998**	*(0.6%)*

Budgeted Expenditure Allocation by Object

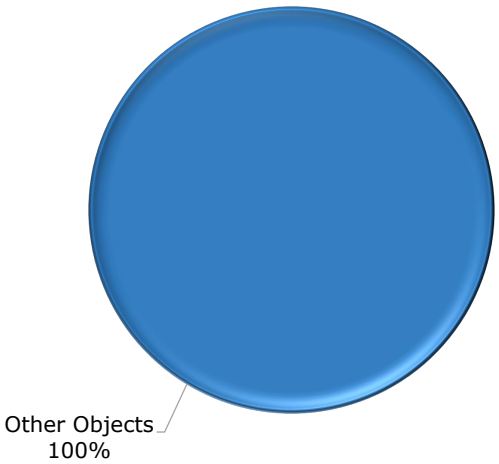

Expenditure Projection

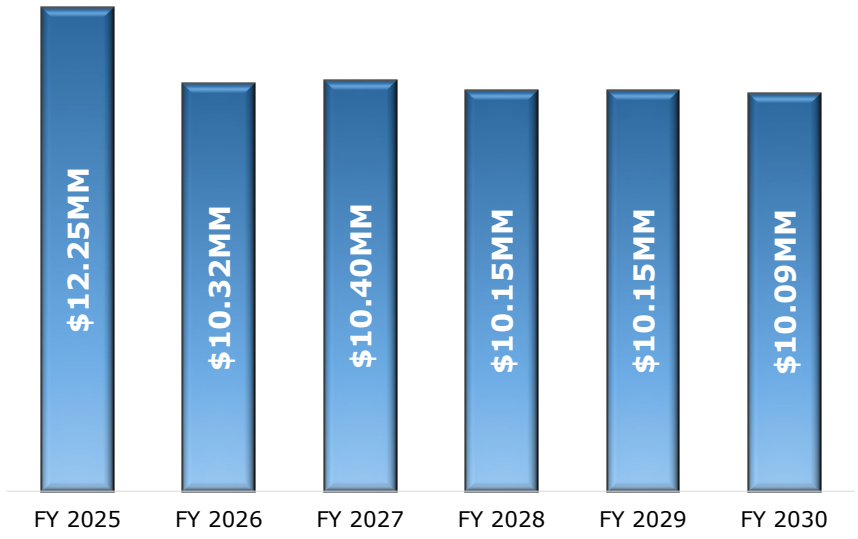

Historical Summary

Debt Service Fund

Huntley Community School District 158 | FY26 Proposed Budget Final

	AFR FY 2020	AFR FY 2021		AFR FY 2022		AFR FY 2023		AFR FY 2024		BUDGET FY 2025	
REVENUE											
Local	$10,423,412	$11,013,077	*5.7%*	$11,459,401	*4.1%*	$11,647,598	*1.6%*	$11,949,083	*2.6%*	$11,647,189	*(2.5%)*
State	0	0		0		0		0		0	
Federal	0	0		0		0		0		0	
Other	0	0		0		0		0		0	
TOTAL REVENUE	**$10,423,412**	**$11,013,077**	***5.7%***	**$11,459,401**	***4.1%***	**$11,647,598**	***1.6%***	**$11,949,083**	***2.6%***	**$11,647,189**	***(2.5%)***
EXPENDITURES											
Salary and Benefit Costs	$0	$0		$0		$0		$0		$0	
Other	11,189,442	12,316,991	*10.1%*	11,931,301	*(3.1%)*	12,129,395	*1.7%*	12,550,842	*3.5%*	12,249,890	*(2.4%)*
TOTAL EXPENDITURES	**$11,189,442**	**$12,316,991**	***10.1%***	**$11,931,301**	***(3.1%)***	**$12,129,395**	***1.7%***	**$12,550,842**	***3.5%***	**$12,249,890**	***(2.4%)***
SURPLUS / DEFICIT	**($766,030)**	**($1,303,914)**		**($471,900)**		**($481,797)**		**($601,759)**		**($602,701)**	
OTHER FINANCING SOURCES / USES											
Other Financing Sources	$935,002	$51,945,381		$11,219,939		$12,347,322		$13,022,915		$0	
Other Financing Uses	$0	($50,456,059)		($10,350,000)		($11,665,000)		($12,330,000)		$0	
TOTAL OTHER FIN. SOURCES / USES	**$935,002**	**$1,489,322**		**$869,939**		**$682,322**		**$692,915**		**$0**	
SURPLUS / DEFICIT INCL. OTHER FIN. SOURCES	**$168,972**	**$185,408**		**$398,039**		**$200,525**		**$91,156**		**($602,701)**	
BEGINNING FUND BALANCE	**$6,562,804**	**$6,731,776**		**$6,917,184**		**$7,315,223**		**$7,515,748**		**$7,606,904**	
AUDIT ADUSTMENTS TO FUND BALANCE	$0	$0		$0		$0		$0		$0	
YEAR END BALANCE	**$6,731,776**	**$6,917,184**		**$7,315,223**		**$7,515,748**		**$7,606,904**		**$7,004,203**	
FUND BALANCE AS % OF EXPENDITURES	***60%***	***56%***		***61%***		***62%***		***61%***		***57%***	
FUND BALANCE AS # OF MONTHS OF EXPEND.	**7.22**	**6.74**		**7.36**		**7.44**		**7.27**		**6.86**	

frontline Analytics

Historical Summary

Debt Service Fund

Huntley Community School District 158 | FY26 Proposed Budget Final

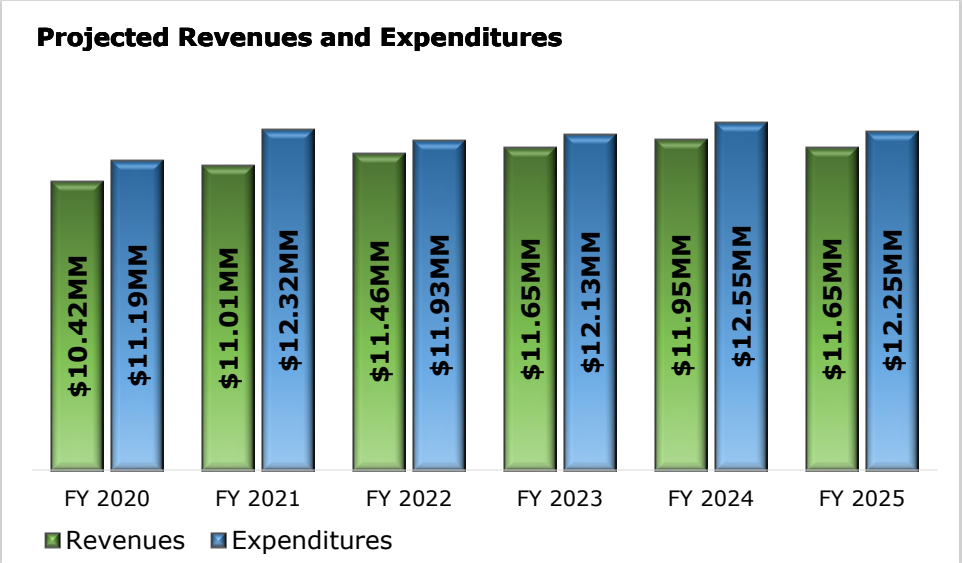

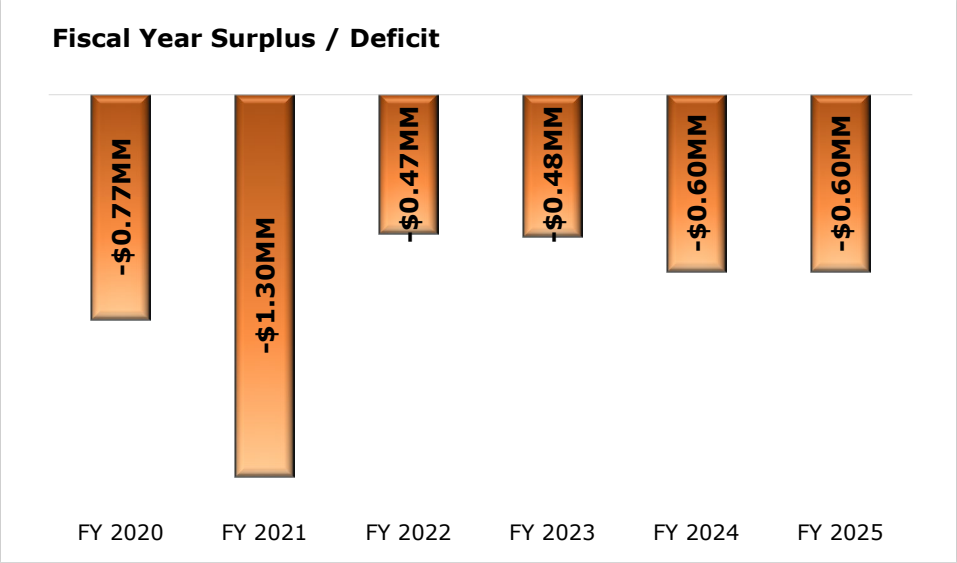

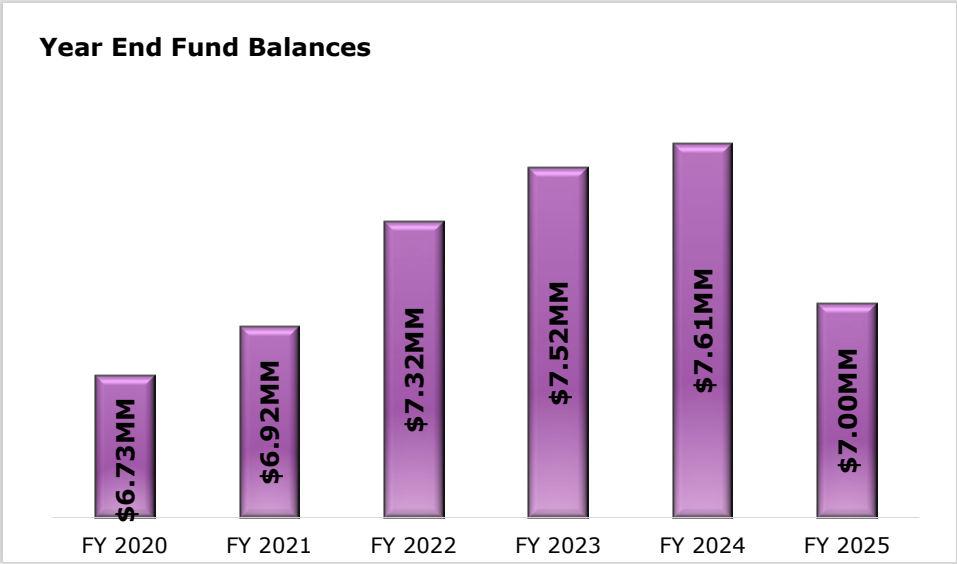

frontline Analytics

Projection Summary

Transportation Fund

Huntley Community School District 158 | FY26 Proposed Budget Final

	BUDGET FY 2025	PROJECTED FY 2026		PROJECTED FY 2027		PROJECTED FY 2028		PROJECTED FY 2029		PROJECTED FY 2030	
REVENUE											
Local	$4,566,094	$4,729,840	*3.6%*	$4,899,751	*3.6%*	$5,023,744	*2.5%*	$5,141,772	*2.3%*	$5,259,008	*2.3%*
State	3,540,290	3,347,372	*(5.4%)*	3,347,372	*0.0%*	3,347,372	*0.0%*	3,347,372	*0.0%*	3,347,372	*0.0%*
Federal	0	0		0		0		0		0	
Other	0	0		0		0		0		0	
TOTAL REVENUE	**$8,106,384**	**$8,077,212**	***(0.4%)***	**$8,247,123**	***2.1%***	**$8,371,116**	***1.5%***	**$8,489,144**	***1.4%***	**$8,606,380**	***1.4%***
EXPENDITURES											
Salary and Benefit Costs	$5,452,549	$5,552,277	*1.8%*	$5,831,022	*5.0%*	$6,125,533	*5.1%*	$6,436,781	*5.1%*	$6,765,240	*5.1%*
Other	2,377,639	2,001,490	*(15.8%)*	3,119,211	*55.8%*	3,137,818	*0.6%*	3,157,355	*0.6%*	3,177,869	*0.6%*
TOTAL EXPENDITURES	**$7,830,188**	**$7,553,768**	***(3.5%)***	**$8,950,233**	***18.5%***	**$9,263,350**	***3.5%***	**$9,594,136**	***3.6%***	**$9,943,109**	***3.6%***
SURPLUS / DEFICIT	**$276,196**	**$523,444**		**($703,110)**		**($892,235)**		**($1,104,992)**		**($1,336,729)**	
OTHER FINANCING SOURCES / USES											
Other Financing Sources	$0	$0		$0		$0		$0		$0	
Other Financing Uses	$0	$0		$0		$0		$0		$0	
TOTAL OTHER FIN. SOURCES / USES	**$0**	**$0**		**$0**		**$0**		**$0**		**$0**	
SURPLUS / DEFICIT INCL. OTHER FIN. SOURCES	**$276,196**	**$523,444**		**($703,110)**		**($892,235)**		**($1,104,992)**		**($1,336,729)**	
BEGINNING FUND BALANCE	**$5,027,644**	**$5,303,840**		**$5,827,284**		**$5,124,174**		**$4,231,940**		**$3,126,947**	
AUDIT ADUSTMENTS TO FUND BALANCE	$0	$0		$0		$0		$0		$0	
PROJECTED YEAR END BALANCE	**$5,303,840**	**$5,827,284**		**$5,124,174**		**$4,231,940**		**$3,126,947**		**$1,790,218**	
FUND BALANCE AS % OF EXPENDITURES	***68%***	***77%***		***57%***		***46%***		***33%***		***18%***	
FUND BALANCE AS # OF MONTHS OF EXPEND.	**8.13**	**9.26**		**6.87**		**5.48**		**3.91**		**2.16**	

frontline Analytics

Projection Summary

Transportation Fund

Huntley Community School District 158 | FY26 Proposed Budget Final

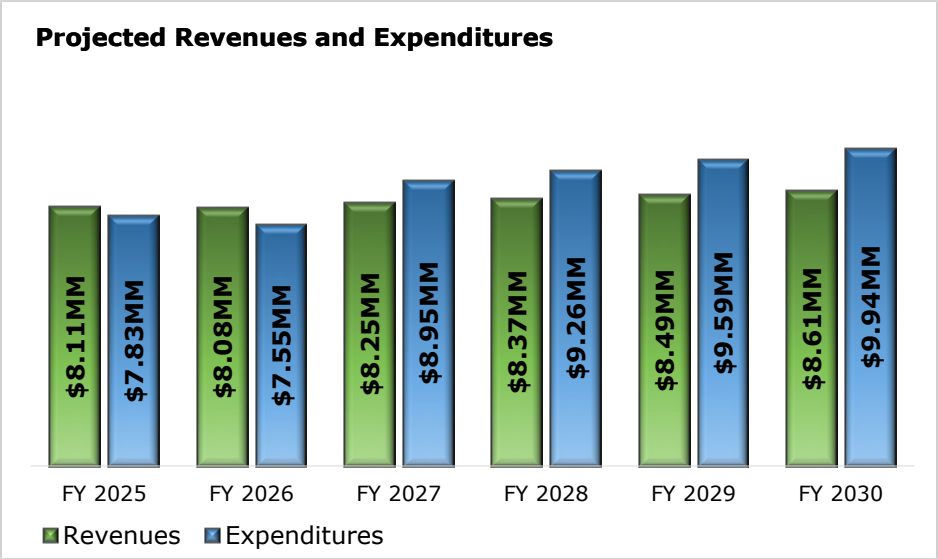

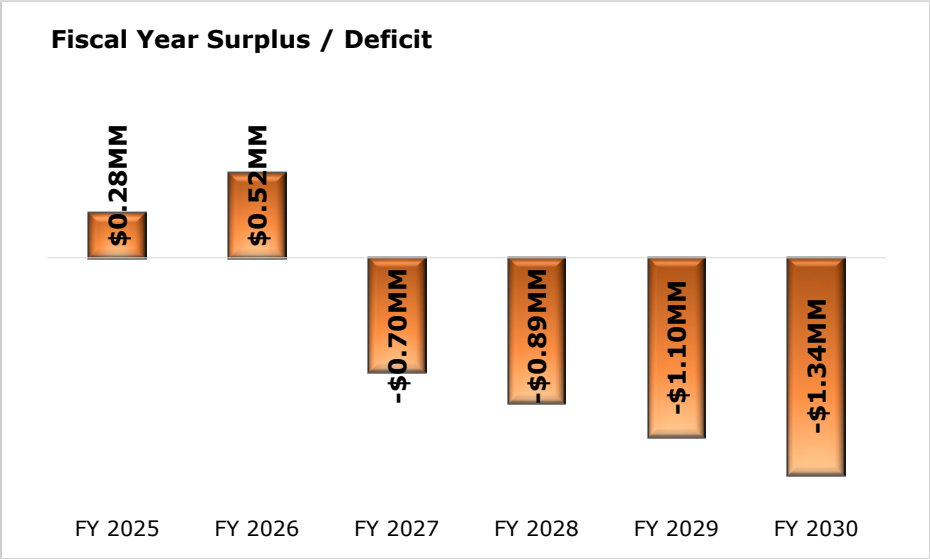

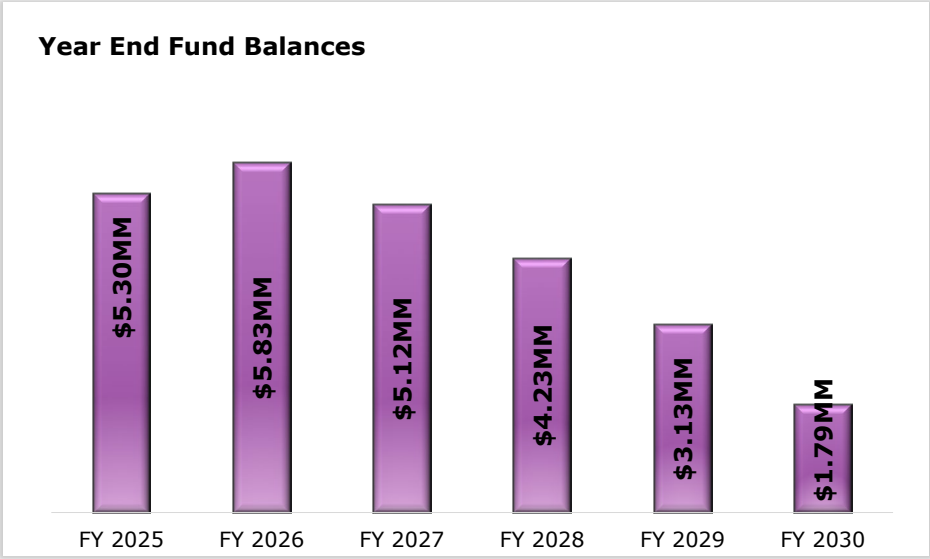

frontline Analytics

Revenue Summary

Transportation Fund
Huntley Community School District 158 | FY26 Proposed Budget Final

	BUDGET FY 2025	PROJECTED FY 2026		PROJECTED FY 2027		PROJECTED FY 2028		PROJECTED FY 2029		PROJECTED FY 2030	
LOCAL											
Property Taxes	$4,223,007	$4,386,753	*3.9%*	$4,556,664	*3.9%*	$4,680,657	*2.7%*	$4,798,685	*2.5%*	$4,915,921	*2.4%*
Other Local Revenue	343,087	343,087	*0.0%*	343,087	*0.0%*	343,087	*0.0%*	343,087	*0.0%*	343,087	*0.0%*
TOTAL LOCAL REVENUE	**$4,566,094**	**$4,729,840**	***3.6%***	**$4,899,751**	***3.6%***	**$5,023,744**	***2.5%***	**$5,141,772**	***2.3%***	**$5,259,008**	***2.3%***
STATE											
Evidence Based Funding	$0	$0		$0		$0		$0		$0	
Other State Revenue	3,540,290	3,347,372	*-5.4%*	3,347,372	*0.0%*	3,347,372	*0.0%*	3,347,372	*0.0%*	3,347,372	*0.0%*
TOTAL STATE REVENUE	**$3,540,290**	**$3,347,372**	***(5.4%)***	**$3,347,372**	***0.0%***	**$3,347,372**	***0.0%***	**$3,347,372**	***0.0%***	**$3,347,372**	***0.0%***
TOTAL FEDERAL REVENUE	**$0**	**$0**		**$0**		**$0**		**$0**		**$0**	
FLOW-THROUGH REVENUE	**$0**	**$0**		**$0**		**$0**		**$0**		**$0**	
TOTAL REVENUE	**$8,106,384**	**$8,077,212**	***(0.4%)***	**$8,247,123**	***2.1%***	**$8,371,116**	***1.5%***	**$8,489,144**	***1.4%***	**$8,606,380**	***1.4%***

Budgeted Revenue Allocation by Source

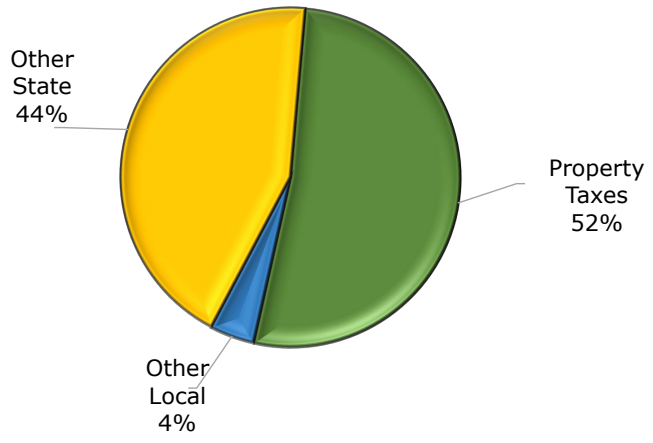

Revenue Projection

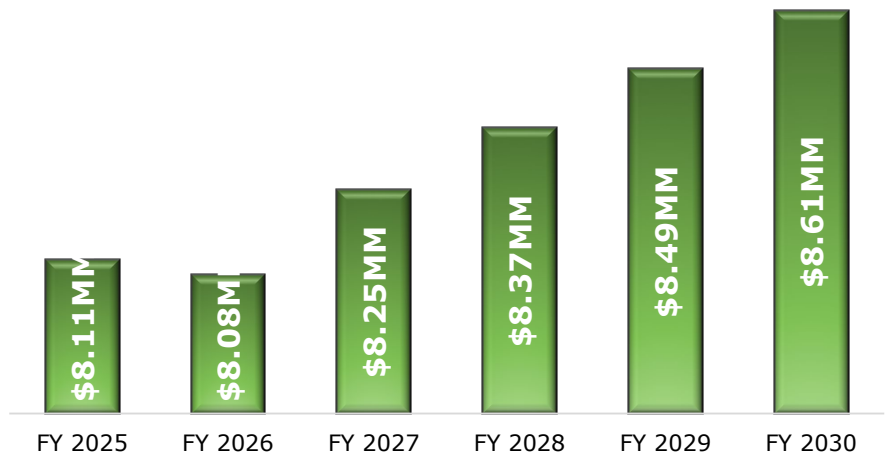

frontline Analytics

Expenditure Summary

Transportation Fund

Huntley Community School District 158 | FY26 Proposed Budget Final

	BUDGET FY 2025	PROJECTED FY 2026		PROJECTED FY 2027		PROJECTED FY 2028		PROJECTED FY 2029		PROJECTED FY 2030	
Salaries	$3,286,852	$3,084,857	*(6.1%)*	$3,191,391	*3.5%*	$3,301,653	*3.5%*	$3,415,775	*3.5%*	$3,533,892	*3.5%*
Benefits	2,165,697	2,467,420	*13.9%*	2,639,631	*7.0%*	2,823,879	*7.0%*	3,021,006	*7.0%*	3,231,348	*7.0%*
TOTAL SALARIES & BENEFITS	**$5,452,549**	**$5,552,277**	*1.8%*	**$5,831,022**	*5.0%*	**$6,125,533**	*5.1%*	**$6,436,781**	*5.1%*	**$6,765,240**	*5.1%*
Purchased Services	$1,086,420	$1,110,271	*2.2%*	$1,127,992	*1.6%*	$1,146,599	*1.6%*	$1,166,136	*1.7%*	$1,186,650	*1.8%*
Supplies And Materials	885,000	885,000	*0.0%*	885,000	*0.0%*	885,000	*0.0%*	885,000	*0.0%*	885,000	*0.0%*
Capital Outlay	400,000	0	*(100.0%)*	1,100,000		1,100,000	*0.0%*	1,100,000	*0.0%*	1,100,000	*0.0%*
Other Objects	6,219	6,219	*0.0%*	6,219	*0.0%*	6,219	*0.0%*	6,219	*0.0%*	6,219	*0.0%*
Non-Capitalized Equipment	0	0		0		0		0		0	
Termination Benefits	0	0		0		0		0		0	
Provision For Contingencies	0	0		0		0		0		0	
TOTAL ALL OTHER	**$2,377,639**	**$2,001,490**	*(15.8%)*	**$3,119,211**	*55.8%*	**$3,137,818**	*0.6%*	**$3,157,355**	*0.6%*	**$3,177,869**	*0.6%*
TOTAL EXPENDITURES	**$7,830,188**	**$7,553,768**	*(3.5%)*	**$8,950,233**	*18.5%*	**$9,263,350**	*3.5%*	**$9,594,136**	*3.6%*	**$9,943,109**	*3.6%*

Budgeted Expenditure Allocation by Object

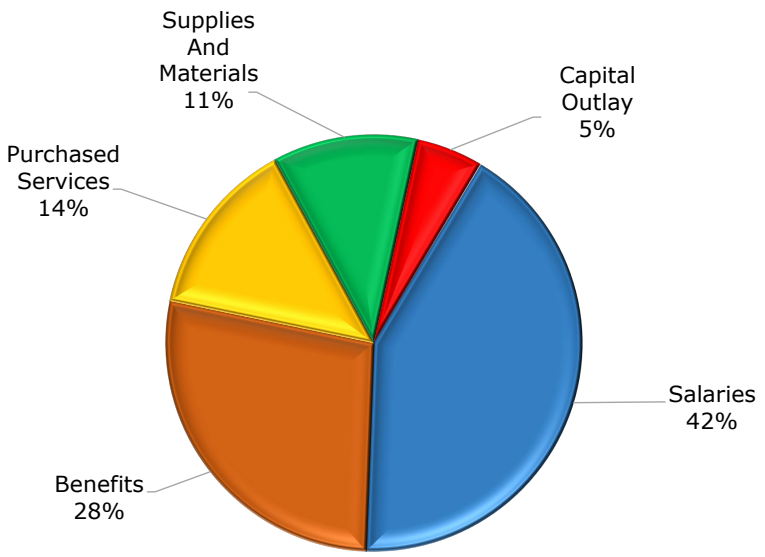

Expenditure Projection

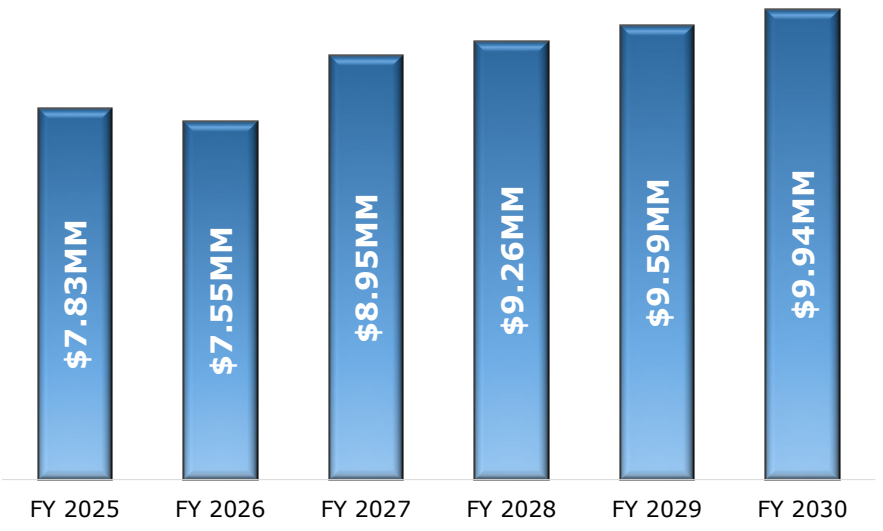

frontline Analytics

Historical Summary

Transportation Fund
Huntley Community School District 158 | FY26 Proposed Budget Final

	AFR FY 2020	AFR FY 2021		AFR FY 2022		AFR FY 2023		AFR FY 2024		BUDGET FY 2025	
REVENUE											
Local	$2,154,207	$2,278,253	*5.8%*	$2,239,474	*(1.7%)*	$2,483,644	*10.9%*	$3,909,134	*57.4%*	$4,566,094	*16.8%*
State	3,309,292	3,498,831	*5.7%*	3,970,288	*13.5%*	3,165,162	*(20.3%)*	3,546,621	*12.1%*	3,540,290	*(0.2%)*
Federal	0	0		0		0		0		0	
Other	0	0		0		0		0		0	
TOTAL REVENUE	**$5,463,499**	**$5,777,084**	***5.7%***	**$6,209,762**	***7.5%***	**$5,648,806**	***(9.0%)***	**$7,455,755**	***32.0%***	**$8,106,384**	***8.7%***
EXPENDITURES											
Salary and Benefit Costs	$3,692,430	$3,127,467	*(15.3%)*	$3,401,598	*8.8%*	$4,609,506	*35.5%*	$4,067,944	*(11.7%)*	$5,452,549	*34.0%*
Other	3,347,647	2,160,264	*(35.5%)*	4,519,316	*109.2%*	2,556,825	*(43.4%)*	3,427,260	*34.0%*	2,377,639	*(30.6%)*
TOTAL EXPENDITURES	**$7,040,077**	**$5,287,731**	***(24.9%)***	**$7,920,914**	***49.8%***	**$7,166,331**	***(9.5%)***	**$7,495,204**	***4.6%***	**$7,830,188**	***4.5%***
SURPLUS / DEFICIT	**($1,576,578)**	**$489,353**		**($1,711,152)**		**($1,517,525)**		**($39,449)**		**$276,196**	
OTHER FINANCING SOURCES / USES											
Other Financing Sources	$0	$0		$0		$0		$0		$0	
Other Financing Uses	$0	$0		$0		$0		$0		$0	
TOTAL OTHER FIN. SOURCES / USES	**$0**	**$0**		**$0**		**$0**		**$0**		**$0**	
SURPLUS / DEFICIT INCL. OTHER FIN. SOURCES	**($1,576,578)**	**$489,353**		**($1,711,152)**		**($1,517,525)**		**($39,449)**		**$276,196**	
BEGINNING FUND BALANCE	**$9,382,995**	**$7,806,417**		**$8,295,770**		**$6,584,618**		**$5,067,093**		**$5,027,644**	
AUDIT ADUSTMENTS TO FUND BALANCE	$0	$0		$0		$0		$0		$0	
YEAR END BALANCE	**$7,806,417**	**$8,295,770**		**$6,584,618**		**$5,067,093**		**$5,027,644**		**$5,303,840**	
FUND BALANCE AS % OF EXPENDITURES	***111%***	***157%***		***83%***		***71%***		***67%***		***68%***	
FUND BALANCE AS # OF MONTHS OF EXPEND.	**13.31**	**18.83**		**9.98**		**8.48**		**8.05**		**8.13**	

frontline Analytics

Historical Summary

Transportation Fund

Huntley Community School District 158 | FY26 Proposed Budget Final

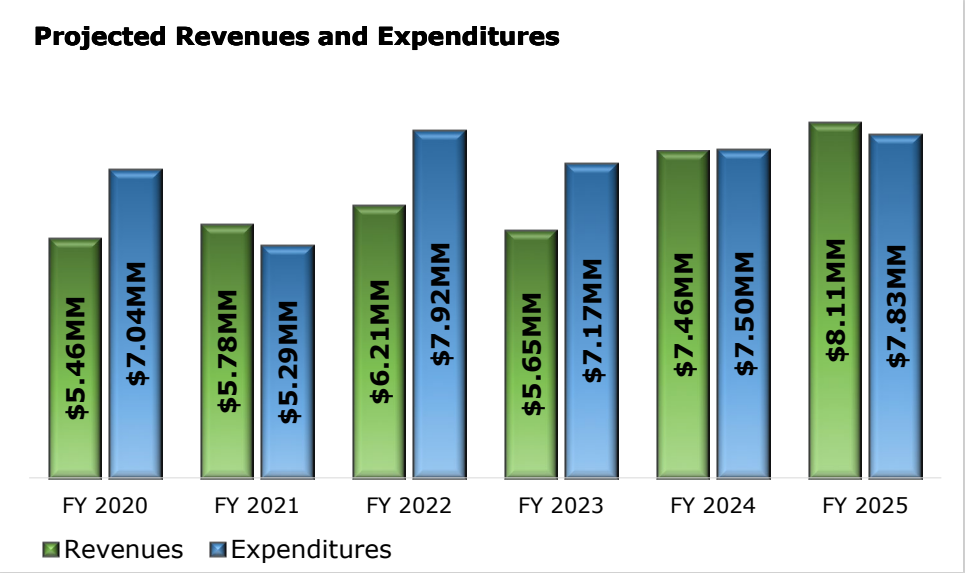



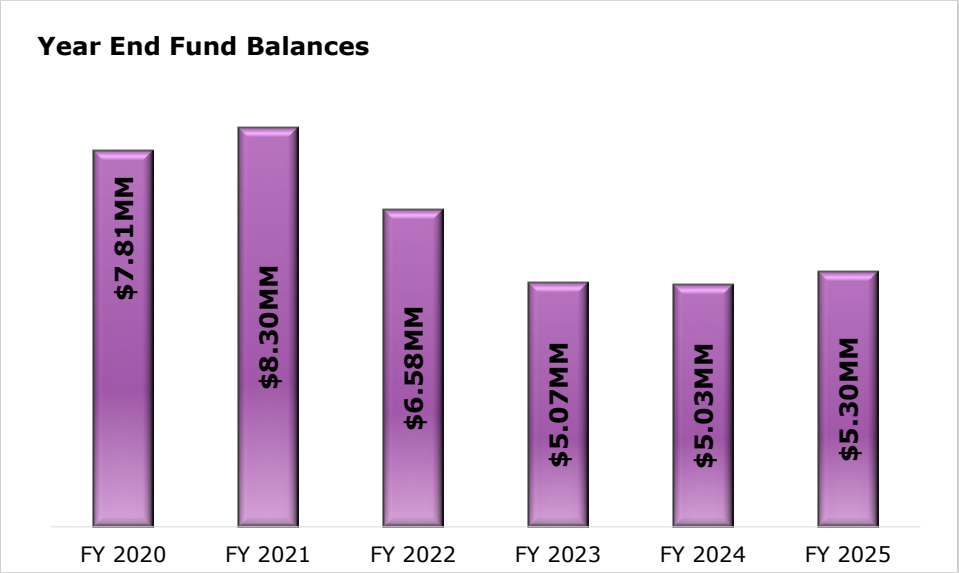

frontline Analytics

Municipal Retirement / Social Security Fund
Huntley Community School District 158 | FY26 Proposed Budget Final

	BUDGET FY 2025	PROJECTED FY 2026		PROJECTED FY 2027		PROJECTED FY 2028		PROJECTED FY 2029		PROJECTED FY 2030	
REVENUE											
Local	$3,724,951	$3,944,213	*5.9%*	$4,085,986	*3.6%*	$4,189,444	*2.5%*	$4,287,925	*2.4%*	$4,385,745	*2.3%*
State	0	0		0		0		0		0	
Federal	0	0		0		0		0		0	
Other	0	0		0		0		0		0	
TOTAL REVENUE	**$3,724,951**	**$3,944,213**	***5.9%***	**$4,085,986**	***3.6%***	**$4,189,444**	***2.5%***	**$4,287,925**	***2.4%***	**$4,385,745**	***2.3%***
EXPENDITURES											
Salary and Benefit Costs	$3,538,385	$3,662,229	*3.5%*	$3,790,407	*3.5%*	$3,923,071	*3.5%*	$4,060,378	*3.5%*	$4,142,122	*2.0%*
Other	0	0		0		0		0		0	
TOTAL EXPENDITURES	**$3,538,385**	**$3,662,229**	***3.5%***	**$3,790,407**	***3.5%***	**$3,923,071**	***3.5%***	**$4,060,378**	***3.5%***	**$4,142,122**	***2.0%***
SURPLUS / DEFICIT	**$186,566**	**$281,985**		**$295,580**		**$266,373**		**$227,547**		**$243,623**	
OTHER FINANCING SOURCES / USES											
Other Financing Sources	$0	$0		$0		$0		$0		$0	
Other Financing Uses	$0	$0		$0		$0		$0		$0	
TOTAL OTHER FIN. SOURCES / USES	**$0**	**$0**		**$0**		**$0**		**$0**		**$0**	
SURPLUS / DEFICIT INCL. OTHER FIN. SOURCES	**$186,566**	**$281,985**		**$295,580**		**$266,373**		**$227,547**		**$243,623**	
BEGINNING FUND BALANCE	**$1,724,692**	**$1,911,258**		**$2,193,243**		**$2,488,822**		**$2,755,196**		**$2,982,742**	
AUDIT ADUSTMENTS TO FUND BALANCE	$0	$0		$0		$0		$0		$0	
PROJECTED YEAR END BALANCE	**$1,911,258**	**$2,193,243**		**$2,488,822**		**$2,755,196**		**$2,982,742**		**$3,226,365**	
FUND BALANCE AS % OF EXPENDITURES	***54%***	***60%***		***66%***		***70%***		***73%***		***78%***	
FUND BALANCE AS # OF MONTHS OF EXPEND.	**6.48**	**7.19**		**7.88**		**8.43**		**8.82**		**9.35**	

frontline Analytics

Projection Summary

Municipal Retirement / Social Security Fund

Huntley Community School District 158 | FY26 Proposed Budget Final

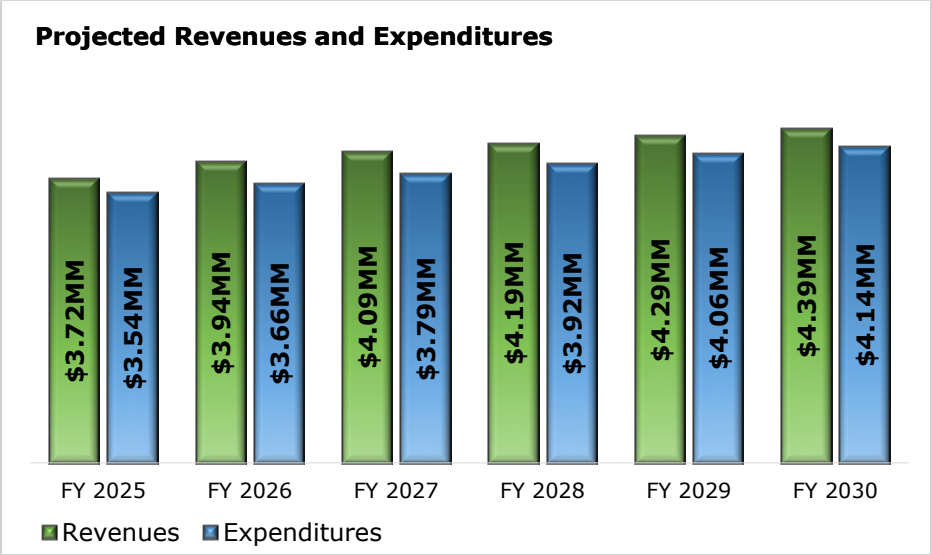

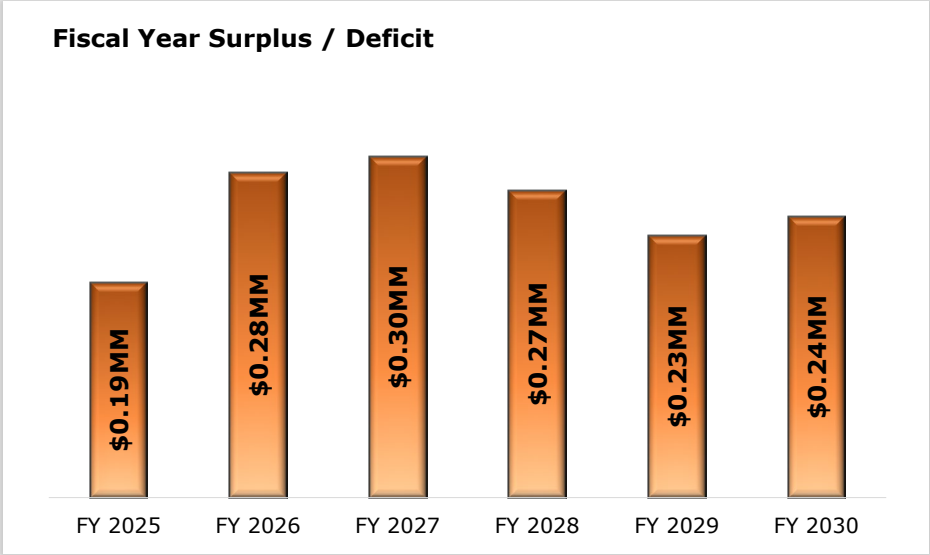

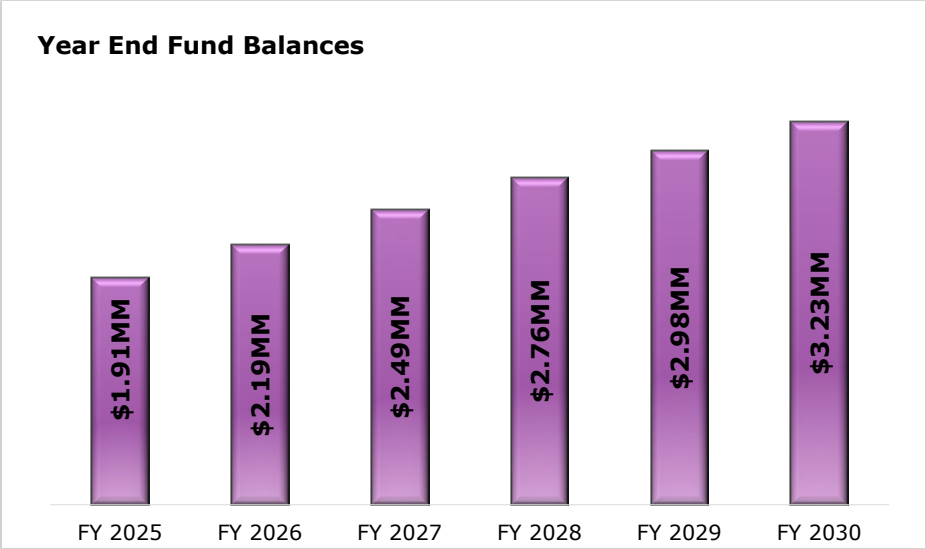

frontline Analytics

Revenue Summary

Municipal Retirement / Social Security Fund
Huntley Community School District 158 | FY26 Proposed Budget Final

	BUDGET FY 2025	PROJECTED FY 2026		PROJECTED FY 2027		PROJECTED FY 2028		PROJECTED FY 2029		PROJECTED FY 2030	
LOCAL											
Property Taxes	$3,441,005	$3,660,267	*6.4%*	$3,802,040	*3.9%*	$3,905,498	*2.7%*	$4,003,979	*2.5%*	$4,101,799	*2.4%*
Other Local Revenue	283,946	283,946	*0.0%*	283,946	*0.0%*	283,946	*0.0%*	283,946	*0.0%*	283,946	*0.0%*
TOTAL LOCAL REVENUE	**$3,724,951**	**$3,944,213**	***5.9%***	**$4,085,986**	***3.6%***	**$4,189,444**	***2.5%***	**$4,287,925**	***2.4%***	**$4,385,745**	***2.3%***
STATE											
Evidence Based Funding	$0	$0		$0		$0		$0		$0	
Other State Revenue	0	0		0		0		0		0	
TOTAL STATE REVENUE	**$0**	**$0**		**$0**		**$0**		**$0**		**$0**	
TOTAL FEDERAL REVENUE	**$0**	**$0**		**$0**		**$0**		**$0**		**$0**	
FLOW-THROUGH REVENUE	**$0**	**$0**		**$0**		**$0**		**$0**		**$0**	
TOTAL REVENUE	**$3,724,951**	**$3,944,213**	***5.9%***	**$4,085,986**	***3.6%***	**$4,189,444**	***2.5%***	**$4,287,925**	***2.4%***	**$4,385,745**	***2.3%***

Budgeted Revenue Allocation by Source

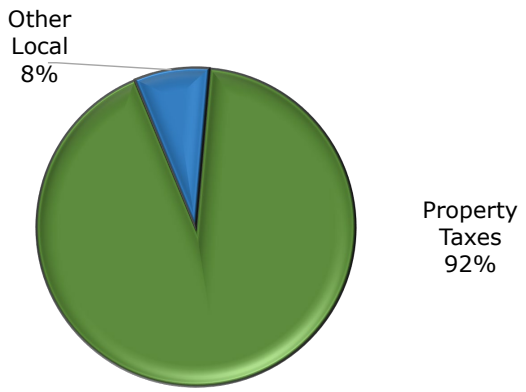

Revenue Projection

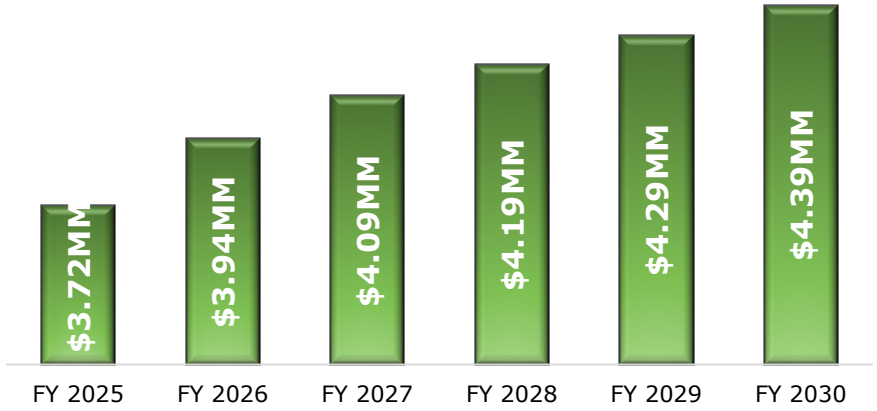

frontline Analytics

Expenditure Summary

Municipal Retirement / Social Security Fund
Huntley Community School District 158 | FY26 Proposed Budget Final

	BUDGET FY 2025	PROJECTED FY 2026		PROJECTED FY 2027		PROJECTED FY 2028		PROJECTED FY 2029		PROJECTED FY 2030	
Salaries	$0	$0		$0		$0		$0		$0	
Benefits	3,538,385	3,662,229	*3.5%*	3,790,407	*3.5%*	3,923,071	*3.5%*	4,060,378	*3.5%*	4,142,122	*2.0%*
TOTAL SALARIES & BENEFITS	**$3,538,385**	**$3,662,229**	*3.5%*	**$3,790,407**	*3.5%*	**$3,923,071**	*3.5%*	**$4,060,378**	*3.5%*	**$4,142,122**	*2.0%*
Purchased Services	$0	$0		$0		$0		$0		$0	
Supplies And Materials	0	0		0		0		0		0	
Capital Outlay	0	0		0		0		0		0	
Other Objects	0	0		0		0		0		0	
Non-Capitalized Equipment	0	0		0		0		0		0	
Termination Benefits	0	0		0		0		0		0	
Provision For Contingencies	0	0		0		0		0		0	
TOTAL ALL OTHER	**$0**	**$0**		**$0**		**$0**		**$0**		**$0**	
TOTAL EXPENDITURES	**$3,538,385**	**$3,662,229**	*3.5%*	**$3,790,407**	*3.5%*	**$3,923,071**	*3.5%*	**$4,060,378**	*3.5%*	**$4,142,122**	*2.0%*

Budgeted Expenditure Allocation by Object

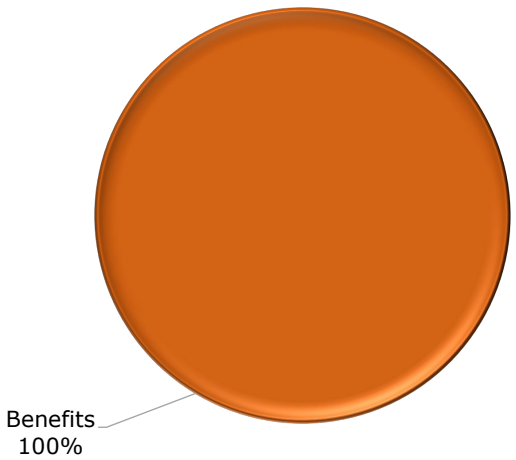

Expenditure Projection

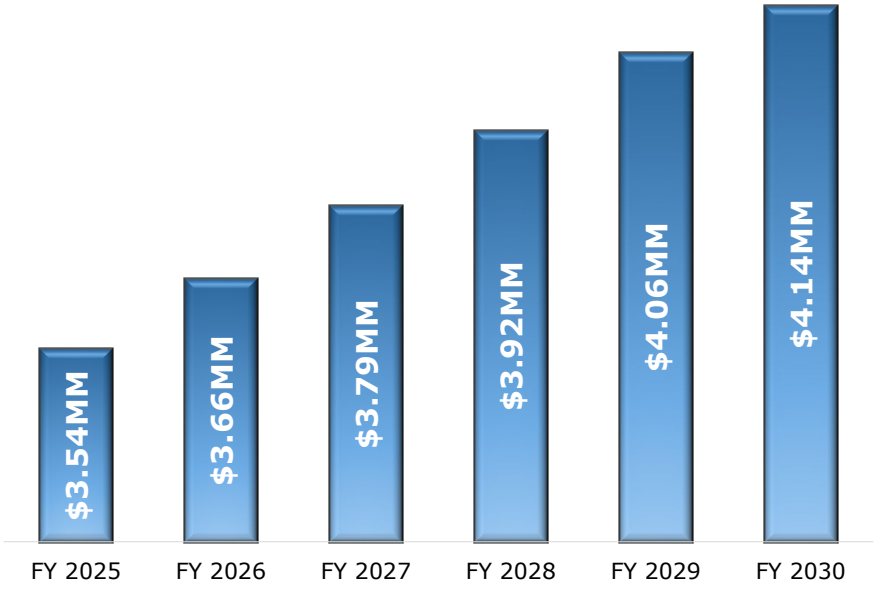

frontline Analytics

Historical Summary

Municipal Retirement / Social Security Fund
Huntley Community School District 158 | FY26 Proposed Budget Final

	AFR FY 2020	AFR FY 2021		AFR FY 2022		AFR FY 2023		AFR FY 2024		BUDGET FY 2025	
REVENUE											
Local	$2,965,777	$3,029,155	*2.1%*	$3,171,255	*4.7%*	$3,321,985	*4.8%*	$3,618,568	*8.9%*	$3,724,951	*2.9%*
State	0	0		0		0		0		0	
Federal	0	0		0		0		0		0	
Other	0	0		0		0		0		0	
TOTAL REVENUE	**$2,965,777**	**$3,029,155**	***2.1%***	**$3,171,255**	***4.7%***	**$3,321,985**	***4.8%***	**$3,618,568**	***8.9%***	**$3,724,951**	***2.9%***
EXPENDITURES											
Salary and Benefit Costs	$2,971,365	$3,058,850	*2.9%*	$3,282,302	*7.3%*	$3,263,557	*(0.6%)*	$3,396,688	*4.1%*	$3,538,385	*4.2%*
Other	0	0		0		0		0		0	
TOTAL EXPENDITURES	**$2,971,365**	**$3,058,850**	***2.9%***	**$3,282,302**	***7.3%***	**$3,263,557**	***(0.6%)***	**$3,396,688**	***4.1%***	**$3,538,385**	***4.2%***
SURPLUS / DEFICIT	**($5,588)**	**($29,695)**		**($111,047)**		**$58,428**		**$221,880**		**$186,566**	
OTHER FINANCING SOURCES / USES											
Other Financing Sources	$0	$0		$0		$0		$0		$0	
Other Financing Uses	$0	$0		$0		$0		$0		$0	
TOTAL OTHER FIN. SOURCES / USES	**$0**	**$0**		**$0**		**$0**		**$0**		**$0**	
SURPLUS / DEFICIT INCL. OTHER FIN. SOURCES	**($5,588)**	**($29,695)**		**($111,047)**		**$58,428**		**$221,880**		**$186,566**	
BEGINNING FUND BALANCE	**$1,590,714**	**$1,585,126**		**$1,555,431**		**$1,444,384**		**$1,502,812**		**$1,724,692**	
AUDIT ADUSTMENTS TO FUND BALANCE	$0	$0		$0		$0		$0		$0	
YEAR END BALANCE	**$1,585,126**	**$1,555,431**		**$1,444,384**		**$1,502,812**		**$1,724,692**		**$1,911,258**	
FUND BALANCE AS % OF EXPENDITURES	***53%***	***51%***		***44%***		***46%***		***51%***		***54%***	
FUND BALANCE AS # OF MONTHS OF EXPEND.	**6.40**	**6.10**		**5.28**		**5.53**		**6.09**		**6.48**	

frontline Analytics

Historical Summary

Municipal Retirement / Social Security Fund

Huntley Community School District 158 | FY26 Proposed Budget Final

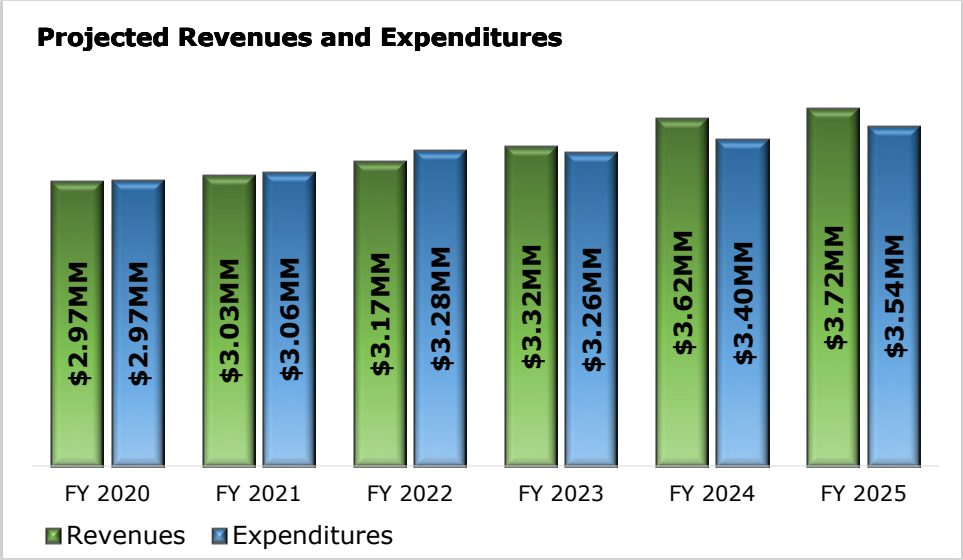

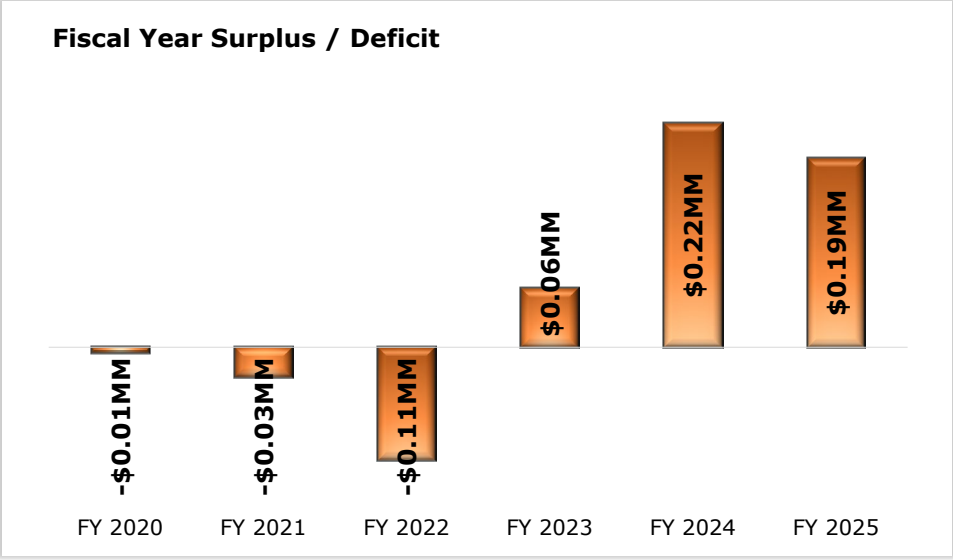

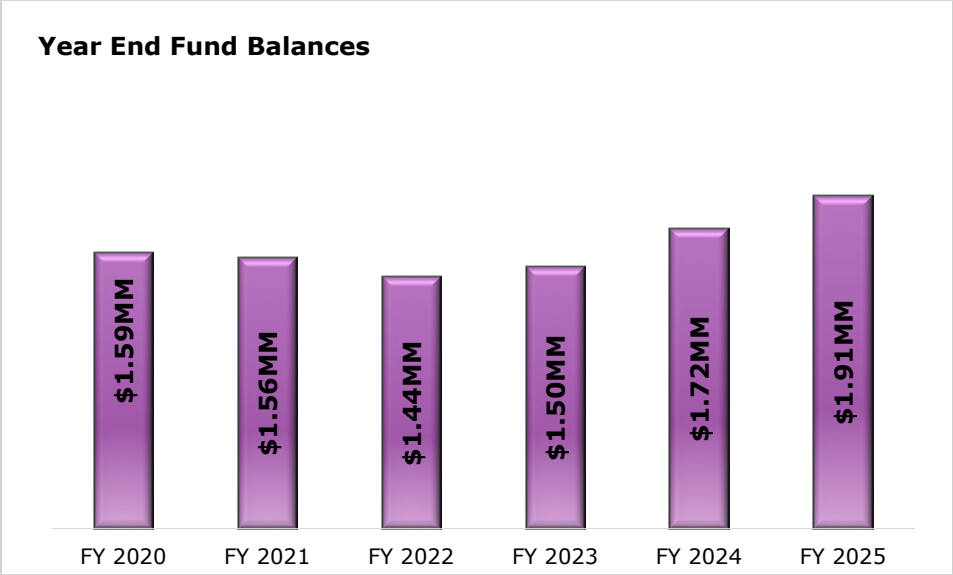

frontline Analytics

Projection Summary

Capital Project Fund

Huntley Community School District 158 | FY26 Proposed Budget Final

	BUDGET FY 2025	PROJECTED FY 2026		PROJECTED FY 2027		PROJECTED FY 2028		PROJECTED FY 2029		PROJECTED FY 2030	
REVENUE											
Local	$913,089	$913,089	*0.0%*	$913,089	*0.0%*	$913,089	*0.0%*	$913,089	*0.0%*	$913,089	*0.0%*
State	0	0		0		0		0		0	
Federal	0	0		0		0		0		0	
Other	0	0		0		0		0		0	
TOTAL REVENUE	**$913,089**	**$913,089**	***0.0%***	**$913,089**	***0.0%***	**$913,089**	***0.0%***	**$913,089**	***0.0%***	**$913,089**	***0.0%***
EXPENDITURES											
Salary and Benefit Costs	$0	$0		$0		$0		$0		$0	
Other	467,498	0	*(100.0%)*	0		0		0		0	
TOTAL EXPENDITURES	**$467,498**	**$0**	***(100.0%)***	**$0**		**$0**		**$0**		**$0**	
SURPLUS / DEFICIT	**$445,591**	**$913,089**		**$913,089**		**$913,089**		**$913,089**		**$913,089**	
OTHER FINANCING SOURCES / USES											
Other Financing Sources	$0	$0		$0		$0		$0		$0	
Other Financing Uses	$0	$0		$0		$0		$0		$0	
TOTAL OTHER FIN. SOURCES / USES	**$0**	**$0**		**$0**		**$0**		**$0**		**$0**	
SURPLUS / DEFICIT INCL. OTHER FIN. SOURCES	**$445,591**	**$913,089**		**$913,089**		**$913,089**		**$913,089**		**$913,089**	
BEGINNING FUND BALANCE	**$1,320,671**	**$1,766,262**		**$2,679,352**		**$3,592,441**		**$4,505,530**		**$5,418,619**	
AUDIT ADUSTMENTS TO FUND BALANCE	$0	$0		$0		$0		$0		$0	
PROJECTED YEAR END BALANCE	**$1,766,262**	**$2,679,352**		**$3,592,441**		**$4,505,530**		**$5,418,619**		**$6,331,709**	
FUND BALANCE AS % OF EXPENDITURES	***378%***	***#DIV/0!***		***#DIV/0!***		***#DIV/0!***		***#DIV/0!***		***#DIV/0!***	
FUND BALANCE AS # OF MONTHS OF EXPEND.	**45.34**	**#DIV/0!**		**#DIV/0!**		**#DIV/0!**		**#DIV/0!**		**#DIV/0!**	

frontline Analytics

Projection Summary

Capital Project Fund

Huntley Community School District 158 | FY26 Proposed Budget Final

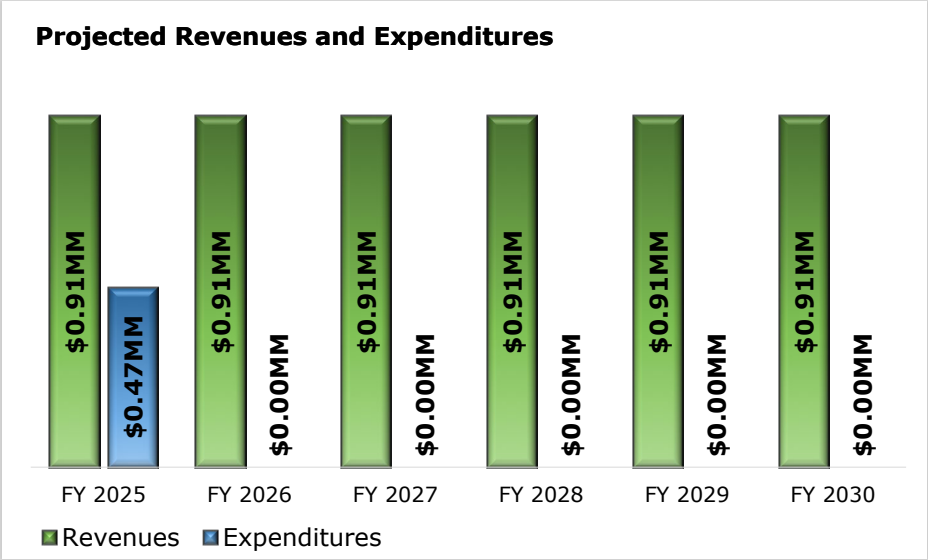

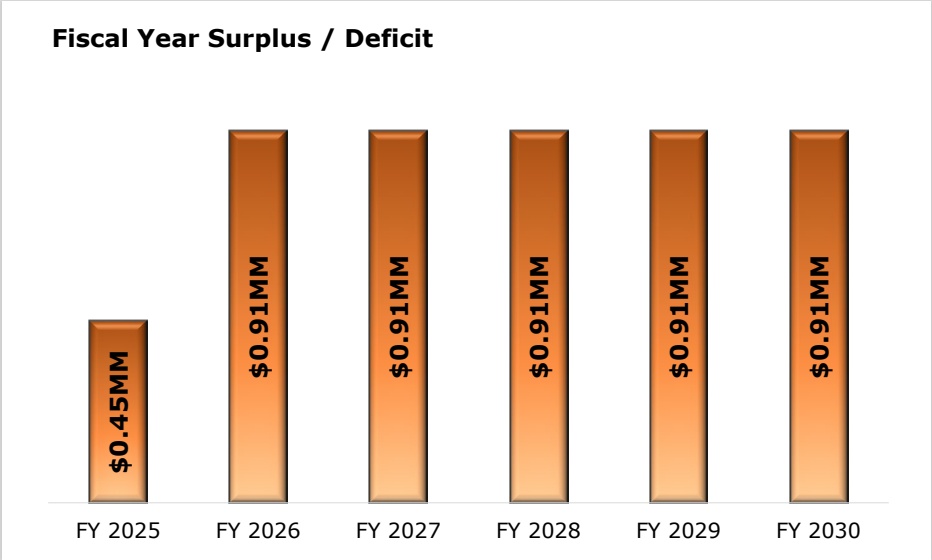

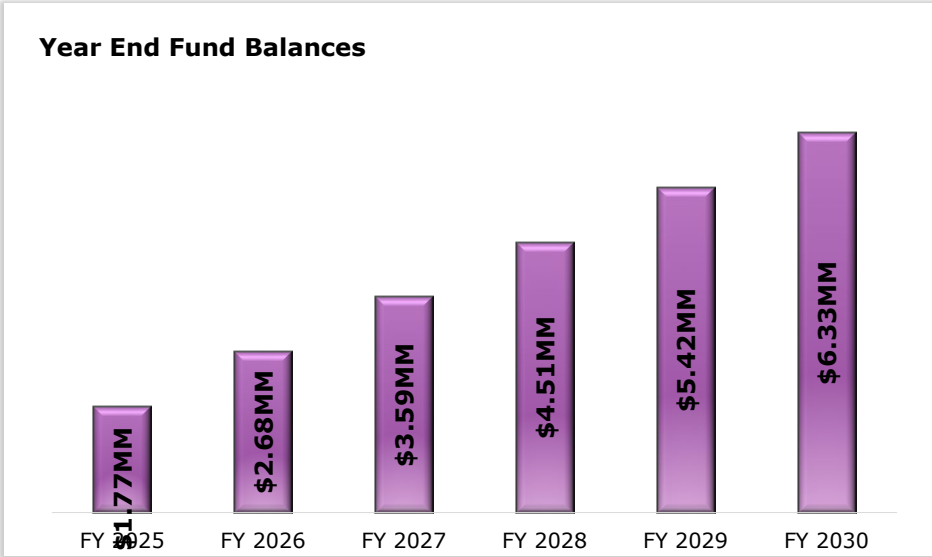

frontline Analytics

Revenue Summary

Capital Projects Fund
Huntley Community School District 158 | FY26 Proposed Budget Final

	BUDGET FY 2025	PROJECTED FY 2026		PROJECTED FY 2027		PROJECTED FY 2028		PROJECTED FY 2029		PROJECTED FY 2030	
LOCAL											
Property Taxes	$0	$0		$0		$0		$0		$0	
Other Local Revenue	913,089	913,089	*0.0%*	913,089	*0.0%*	913,089	*0.0%*	913,089	*0.0%*	913,089	*0.0%*
TOTAL LOCAL REVENUE	**$913,089**	**$913,089**	***0.0%***	**$913,089**	***0.0%***	**$913,089**	***0.0%***	**$913,089**	***0.0%***	**$913,089**	***0.0%***
STATE											
Evidence Based Funding	$0	$0		$0		$0		$0		$0	
Other State Revenue	0	0		0		0		0		0	
TOTAL STATE REVENUE	**$0**	**$0**		**$0**		**$0**		**$0**		**$0**	
TOTAL FEDERAL REVENUE	**$0**	**$0**		**$0**		**$0**		**$0**		**$0**	
FLOW-THROUGH REVENUE	**$0**	**$0**		**$0**		**$0**		**$0**		**$0**	
TOTAL REVENUE	**$913,089**	**$913,089**	***0.0%***	**$913,089**	***0.0%***	**$913,089**	***0.0%***	**$913,089**	***0.0%***	**$913,089**	***0.0%***

Budgeted Revenue Allocation by Source

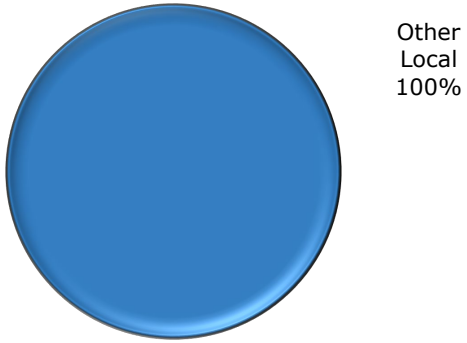

Revenue Projection

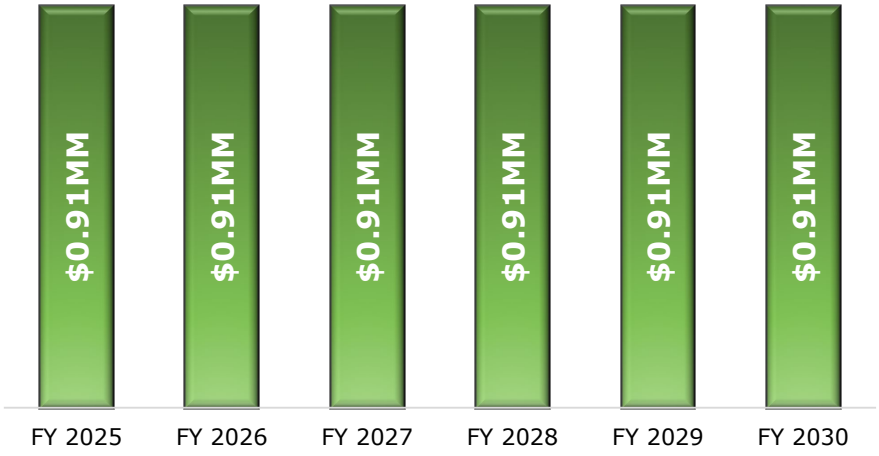

frontline Analytics

Expenditure Summary

Capital Projects Fund

Huntley Community School District 158 | FY26 Proposed Budget Final

	BUDGET FY 2025	PROJECTED FY 2026	PROJECTED FY 2027	PROJECTED FY 2028	PROJECTED FY 2029	PROJECTED FY 2030
Salaries	$0	$0	$0	$0	$0	$0
Benefits	0	0	0	0	0	0
TOTAL SALARIES & BENEFITS	**$0**	**$0**	**$0**	**$0**	**$0**	**$0**
Purchased Services	$0	$0	$0	$0	$0	$0
Supplies And Materials	0	0	0	0	0	0
Capital Outlay	0	0	0	0	0	0
Other Objects	467,498	0 *(100.0%)*	0	0	0	0
Non-Capitalized Equipment	0	0	0	0	0	0
Termination Benefits	0	0	0	0	0	0
Provision For Contingencies	0	0	0	0	0	0
TOTAL ALL OTHER	**$467,498**	**$0** *(100.0%)*	**$0**	**$0**	**$0**	**$0**
TOTAL EXPENDITURES	**$467,498**	**$0** *(100.0%)*	**$0**	**$0**	**$0**	**$0**

Budgeted Expenditure Allocation by Object



All Other Objects 100%

Expenditure Projection

frontline Analytics

Historical Summary

Capital Projects Fund
Huntley Community School District 158 | FY26 Proposed Budget Final

	AFR FY 2020	AFR FY 2021		AFR FY 2022		AFR FY 2023		AFR FY 2024		BUDGET FY 2025	
REVENUE											
Local	$445,905	$502,117	*12.6%*	$788,753	*57.1%*	$508,328	*(35.6%)*	$1,495,307	*194.2%*	$913,089	*(38.9%)*
State	0	0		0		0		0		0	
Federal	0	0		0		0		0		0	
Other	0	0		0		0		0		0	
TOTAL REVENUE	**$445,905**	**$502,117**	***12.6%***	**$788,753**	***57.1%***	**$508,328**	***(35.6%)***	**$1,495,307**	***194.2%***	**$913,089**	***(38.9%)***
EXPENDITURES											
Salary and Benefit Costs	$0	$0		$0		$0		$0		$0	
Other	3,766,713	859,951	*(77.2%)*	0	*(100.0%)*	742,531		343,847	*(53.7%)*	467,498	*36.0%*
TOTAL EXPENDITURES	**$3,766,713**	**$859,951**	***(77.2%)***	**$0**	***(100.0%)***	**$742,531**		**$343,847**	***(53.7%)***	**$467,498**	***36.0%***
SURPLUS / DEFICIT	**($3,320,808)**	**($357,834)**		**$788,753**		**($234,203)**		**$1,151,460**		**$445,591**	
OTHER FINANCING SOURCES / USES											
Other Financing Sources	$3,400,000	$0		$0		$0		$0		$0	
Other Financing Uses	($714,651)	($697,713)		($711,863)		($472,270)		($474,813)		$0	
TOTAL OTHER FIN. SOURCES / USES	**$2,685,349**	**($697,713)**		**($711,863)**		**($472,270)**		**($474,813)**		**$0**	
SURPLUS / DEFICIT INCL. OTHER FIN. SOURCES	**($635,459)**	**($1,055,547)**		**$76,890**		**($706,473)**		**$676,647**		**$445,591**	
BEGINNING FUND BALANCE	**$2,964,613**	**$2,329,154**		**$1,273,607**		**$1,350,497**		**$644,024**		**$1,320,671**	
AUDIT ADUSTMENTS TO FUND BALANCE	$0	$0		$0		$0		$0		$0	
YEAR END BALANCE	**$2,329,154**	**$1,273,607**		**$1,350,497**		**$644,024**		**$1,320,671**		**$1,766,262**	
FUND BALANCE AS % OF EXPENDITURES	***62%***	***148%***		***#DIV/0!***		***87%***		***384%***		***378%***	
FUND BALANCE AS # OF MONTHS OF EXPEND.	**7.42**	**17.77**		**#DIV/0!**		**10.41**		**46.09**		**45.34**	

frontline Analytics

Historical Summary

Capital Projects Fund

Huntley Community School District 158 | FY26 Proposed Budget Final

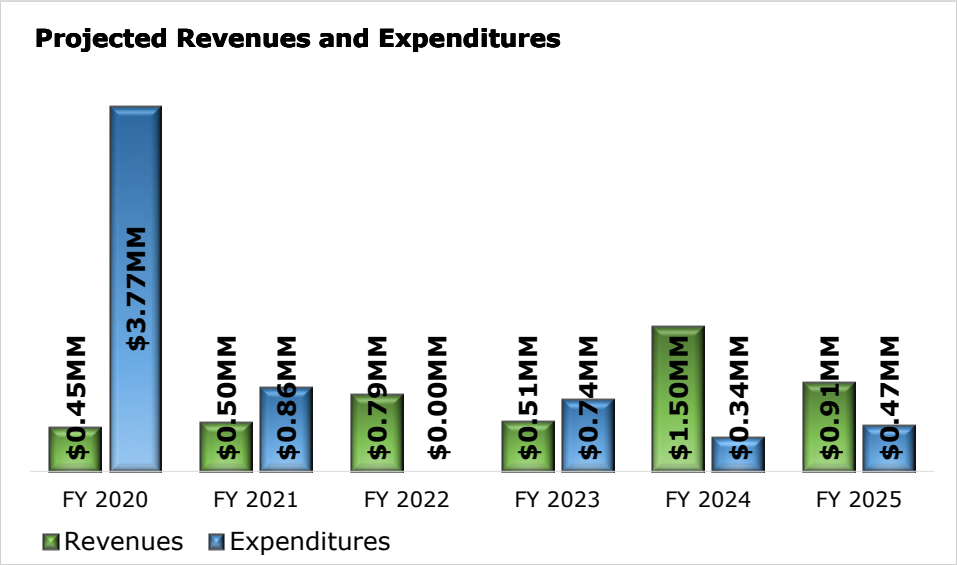

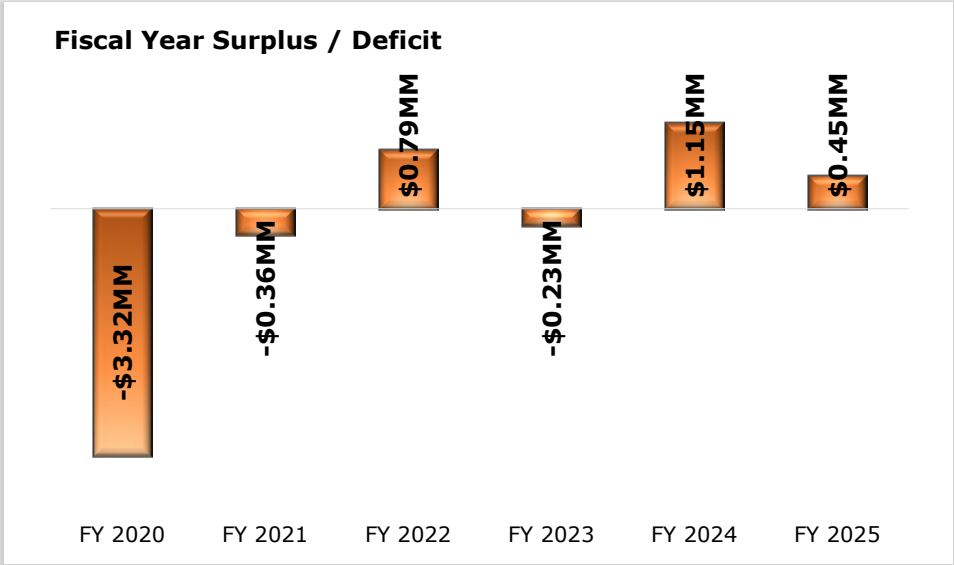

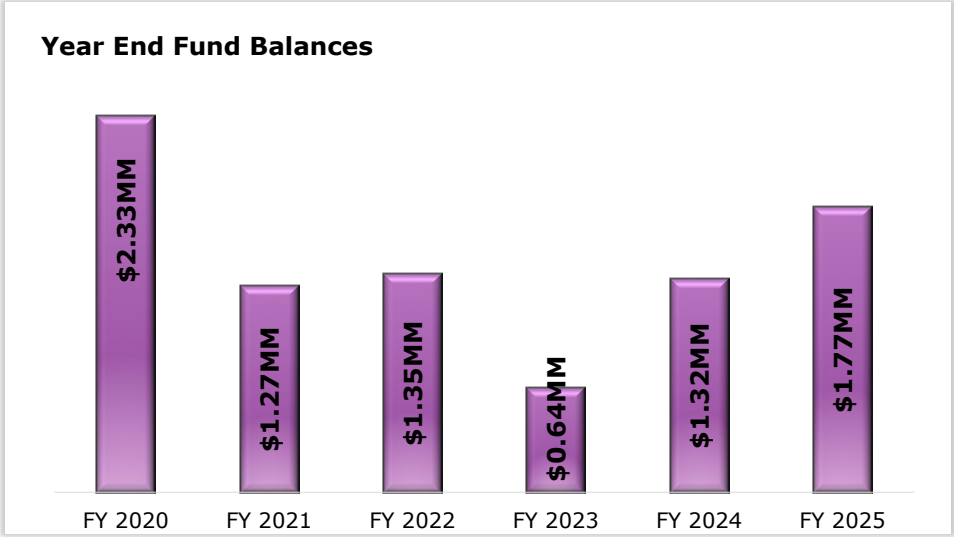

frontline Analytics

Projection Summary

Working Cash Fund

Huntley Community School District 158 | FY26 Proposed Budget Final

	BUDGET FY 2025	PROJECTED FY 2026		PROJECTED FY 2027		PROJECTED FY 2028		PROJECTED FY 2029		PROJECTED FY 2030	
REVENUE											
Local	$560,240	$591,921	*5.7%*	$612,405	*3.5%*	$627,352	*2.4%*	$641,581	*2.3%*	$655,714	*2.2%*
State	0	0		0		0		0		0	
Federal	0	0		0		0		0		0	
Other	0	0		0		0		0		0	
TOTAL REVENUE	**$560,240**	**$591,921**	***5.7%***	**$612,405**	***3.5%***	**$627,352**	***2.4%***	**$641,581**	***2.3%***	**$655,714**	***2.2%***
OTHER FINANCING SOURCES / USES											
Other Financing Sources	$0	$0		$0		$0		$0		$0	
Other Financing Uses	0	0		0		0		0		0	
TOTAL OTHER FIN. SOURCES / USES	**$0**	**$0**		**$0**		**$0**		**$0**		**$0**	
SURPLUS / DEFICIT INCL. OTHER FIN. SOURCES	**$560,240**	**$591,921**		**$612,405**		**$627,352**		**$641,581**		**$655,714**	
BEGINNING FUND BALANCE	**$6,474,551**	**$7,034,791**		**$7,626,713**		**$8,239,118**		**$8,866,470**		**$9,508,051**	
AUDIT ADUSTMENTS TO FUND BALANCE											
PROJECTED YEAR END BALANCE	**$7,034,791**	**$7,626,713**		**$8,239,118**		**$8,866,470**		**$9,508,051**		**$10,163,766**	

frontline Analytics

Projection Summary

Working Cash Fund

Huntley Community School District 158 | FY26 Proposed Budget Final

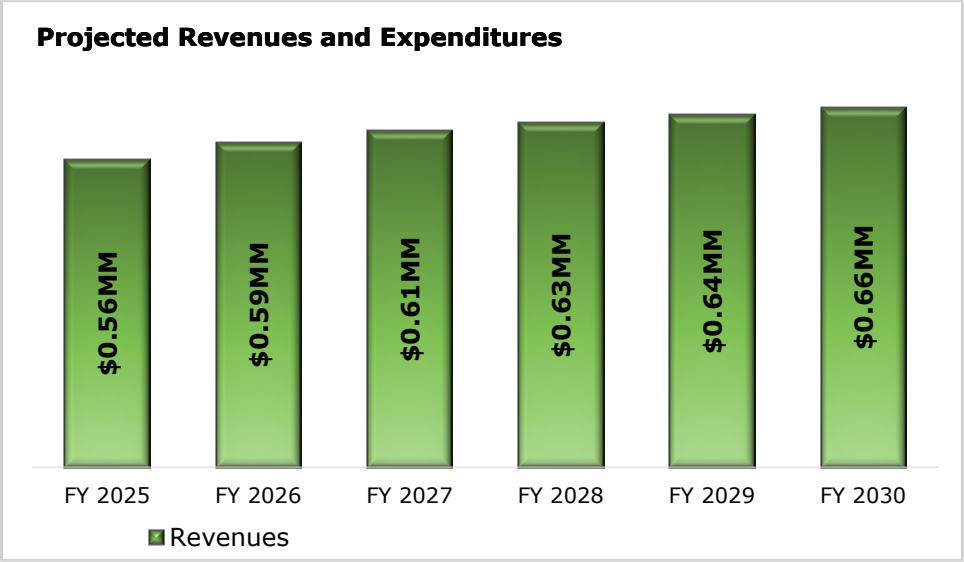

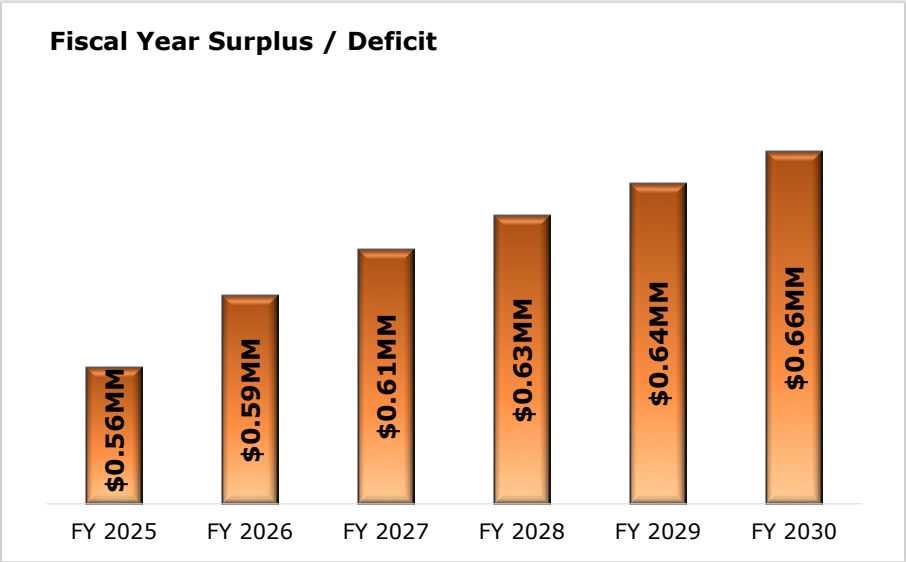

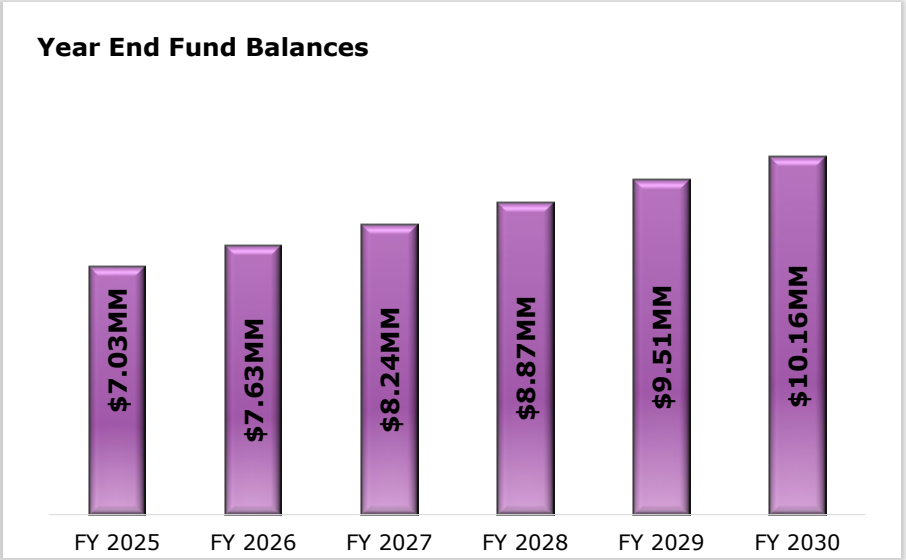

frontline Analytics

Revenue Summary

Working Cash Fund

Huntley Community School District 158 | FY26 Proposed Budget Final

	BUDGET FY 2025	PROJECTED FY 2026		PROJECTED FY 2027		PROJECTED FY 2028		PROJECTED FY 2029		PROJECTED FY 2030	
LOCAL											
Property Taxes	$497,151	$528,832	*6.4%*	$549,316	*3.9%*	$564,263	*2.7%*	$578,492	*2.5%*	$592,625	*2.4%*
Other Local Revenue	63,089	63,089	*0.0%*	63,089	*0.0%*	63,089	*0.0%*	63,089	*0.0%*	63,089	*0.0%*
TOTAL LOCAL REVENUE	**$560,240**	**$591,921**	***5.7%***	**$612,405**	***3.5%***	**$627,352**	***2.4%***	**$641,581**	***2.3%***	**$655,714**	***2.2%***
STATE											
Evidence Based Funding	$0	$0		$0		$0		$0		$0	
Other State Revenue	0	0		0		0		0		0	
TOTAL STATE REVENUE	**$0**	**$0**		**$0**		**$0**		**$0**		**$0**	
TOTAL FEDERAL REVENUE	**$0**	**$0**		**$0**		**$0**		**$0**		**$0**	
FLOW-THROUGH REVENUE	**$0**	**$0**		**$0**		**$0**		**$0**		**$0**	
TOTAL REVENUE	**$560,240**	**$591,921**	***5.7%***	**$612,405**	***3.5%***	**$627,352**	***2.4%***	**$641,581**	***2.3%***	**$655,714**	***2.2%***

Budgeted Revenue Allocation by Source

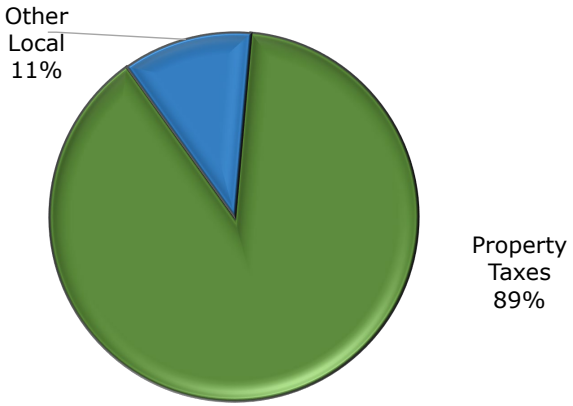

Revenue Projection

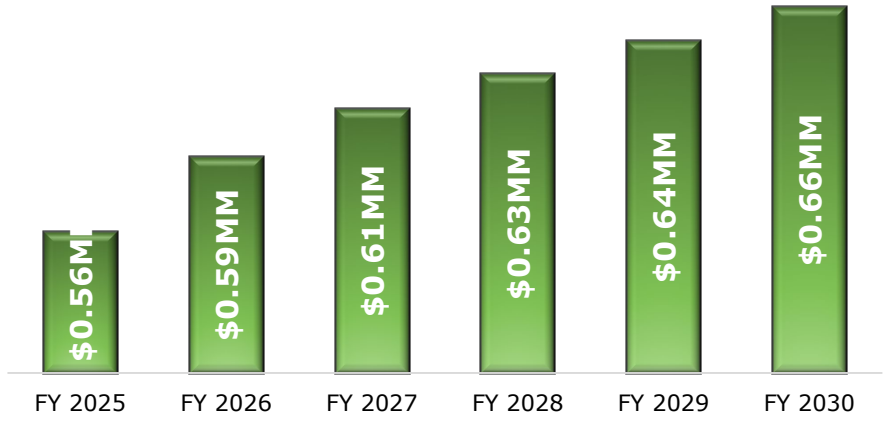

frontline Analytics

Historical Summary

Working Cash Fund
Huntley Community School District 158 | FY26 Proposed Budget Final

	AFR FY 2020	AFR FY 2021		AFR FY 2022		AFR FY 2023		AFR FY 2024		BUDGET FY 2025	
REVENUE											
Local	$408,285	$415,323	*1.7%*	$429,104	*3.3%*	$457,587	*6.6%*	$508,523	*11.1%*	$560,240	*10.2%*
State	0	0		0		0		0		0	
Federal	0	0		0		0		0		0	
Other	0	0		0		0		0		0	
TOTAL REVENUE	**$408,285**	**$415,323**	***1.7%***	**$429,104**	***3.3%***	**$457,587**	***6.6%***	**$508,523**	***11.1%***	**$560,240**	***10.2%***
OTHER FINANCING SOURCES / USES											
Other Financing Sources	$0	$0		$0		$0		$0		$0	
Other Financing Uses	0	0		0		0		0		0	
TOTAL OTHER FIN. SOURCES / USES	**$0**	**$0**		**$0**		**$0**		**$0**		**$0**	
SURPLUS / DEFICIT INCL. OTHER FIN. SOURCES	**$408,285**	**$415,323**		**$429,104**		**$457,587**		**$508,523**		**$560,240**	
BEGINNING FUND BALANCE	**$4,255,729**	**$4,664,014**		**$5,079,337**		**$5,508,441**		**$5,966,028**		**$6,474,551**	
AUDIT ADUSTMENTS TO FUND BALANCE	$0	$0		$0		$0		$0		$0	
YEAR END BALANCE	**$4,664,014**	**$5,079,337**		**$5,508,441**		**$5,966,028**		**$6,474,551**		**$7,034,791**	

frontline Analytics

Historical Summary

Working Cash Fund

Huntley Community School District 158 | FY26 Proposed Budget Final

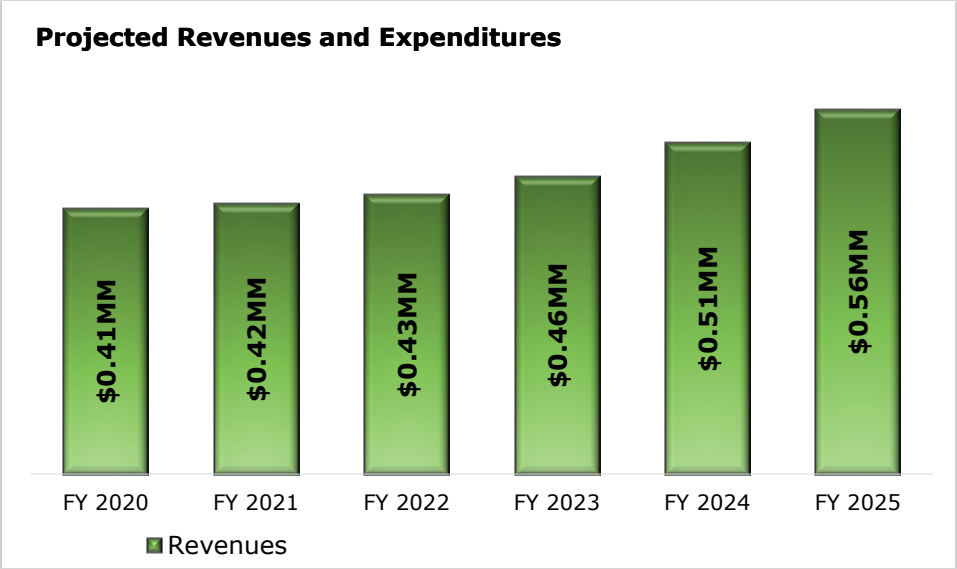

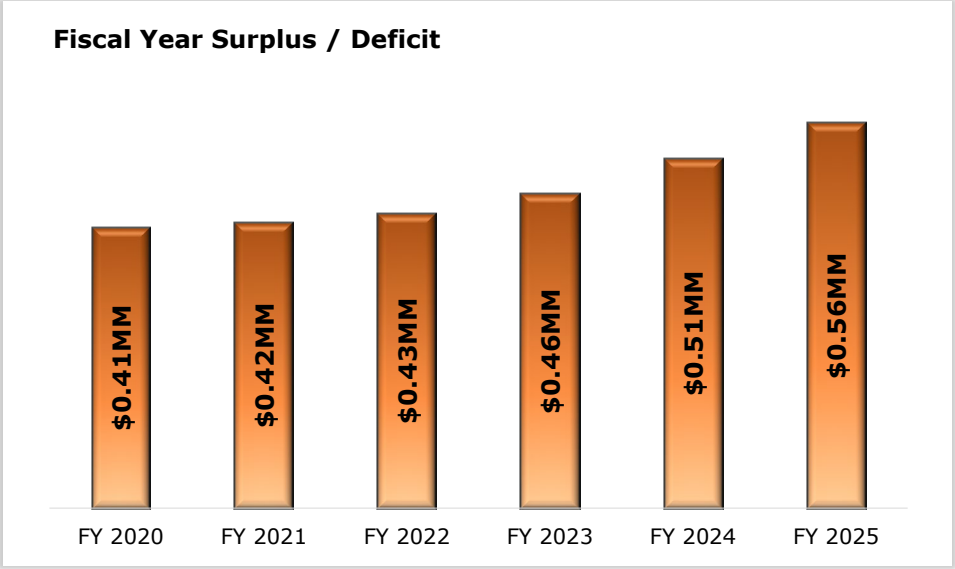

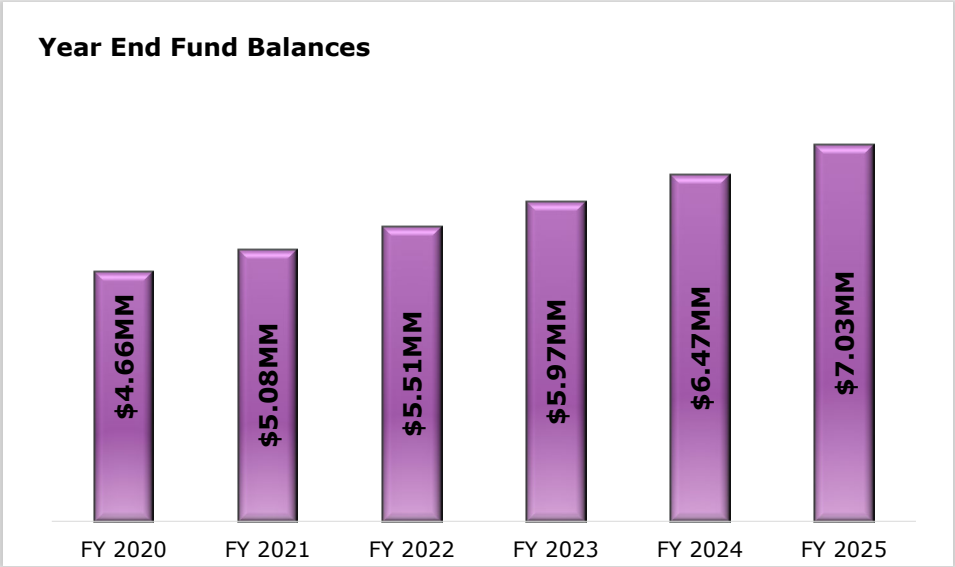

Huntley Community School District 158
Expenditure Detail By Account

Presented:

FY26 Proposed Budget

HUNTLEY COMMUNITY SCHOOL DISTRICT 158

FY26 Proposed Budget - Expenditure Detail By Account

Presented:

Account Number	Account Description	Object Type	FY25	FY26
10-1100-120-00-79-605-14-0000	Extra Duty	100 Salaries	189,772.07	325,000.00
10-1100-120-75-79-600-14-0000	ESSER III After School Salaries	100 Salaries	114,393.21	-
10-1100-120-76-79-600-14-0000	CURES Instruc Salaries	100 Salaries	123,235.31	-
10-1100-130-00-79-600-14-0000	National Board Certification	100 Salaries	102,757.53	19,665.00
10-1101-120-00-79-605-14-0000	Substitute Teacher	100 Salaries	1,100,000.17	1,250,000.00
10-1101-121-00-79-605-14-0000	District Homebound Tutoring Salary	100 Salaries	58,712.45	41,541.17
10-1101-128-00-79-605-14-0000	Substitute Teacher Aide	100 Salaries	111,235.14	112,022.01
10-1110-110-00-71-105-00-0000	Kinderg Teacher Leggee	100 Salaries	451,943.70	502,320.00
10-1110-110-00-71-105-01-0000	1st Grade Teacher Leggee	100 Salaries	626,525.75	573,350.90
10-1110-110-00-71-105-02-0000	2nd Grade Teacher Leggee	100 Salaries	459,866.66	410,985.00
10-1110-110-00-71-105-03-0000	3rd Grade Teacher Leggee	100 Salaries	644,714.87	523,101.00
10-1110-110-00-71-105-04-0000	4th Grade Teacher Leggee	100 Salaries	619,850.01	363,623.80
10-1110-110-00-71-105-05-0000	5th Grade Teacher Leggee	100 Salaries	486,978.53	534,386.29
10-1110-110-00-72-115-00-0000	Kinderg Teacher Chesak	100 Salaries	867,620.27	700,351.06
10-1110-110-00-72-115-01-0000	1st Grade Teacher Chesak	100 Salaries	794,684.01	715,814.31
10-1110-110-00-72-115-02-0000	2nd Grade Teacher Chesak	100 Salaries	670,179.86	775,356.55
10-1110-110-00-72-125-03-0000	3rd Grade Teacher Martin	100 Salaries	701,489.14	796,889.00
10-1110-110-00-72-125-04-0000	4th Grade Teacher Martin	100 Salaries	744,430.89	729,823.96
10-1110-110-00-72-125-05-0000	5th Grade Teacher Martin	100 Salaries	995,163.96	544,709.02
10-1110-110-00-74-145-00-0000	Kinderg Teacher Mackeben	100 Salaries	704,817.28	625,797.00
10-1110-110-00-74-145-01-0000	1st Grade Teacher Mackeben	100 Salaries	769,024.33	513,671.32
10-1110-110-00-74-145-02-0000	2nd Grade Teacher Mackeben	100 Salaries	728,266.60	602,631.00
10-1110-110-00-74-155-03-0000	3rd Grade Teacher Conley	100 Salaries	736,883.58	650,063.00
10-1110-110-00-74-155-04-0000	4th Grade Teacher Conley	100 Salaries	555,331.44	501,747.42
10-1110-110-00-74-155-05-0000	5th Grade Teacher Conley	100 Salaries	747,510.50	680,738.48
10-1110-110-02-71-105-13-0000	Art Teacher Leggee	100 Salaries	152,056.95	175,329.00
10-1110-110-02-72-115-13-0000	Art Teacher Chesak	100 Salaries	114,504.83	82,562.64
10-1110-110-02-72-125-13-0000	Art Teacher Martin	100 Salaries	121,205.78	90,069.00
10-1110-110-02-74-145-13-0000	Art Teacher Mackeben	100 Salaries	84,432.44	92,097.00
10-1110-110-02-74-155-13-0000	Art Teacher Conley	100 Salaries	77,598.64	77,289.00

HUNTLEY COMMUNITY SCHOOL DISTRICT 158

FY26 Proposed Budget - Expenditure Detail By Account

Presented:

Account Number	Account Description	Object Type	FY25	FY26
10-1110-110-05-71-105-13-0000	Reading Specialist Leggee	100 Salaries	140,390.14	269,319.10
10-1110-110-05-72-115-13-0000	Reading Specialist Chesak	100 Salaries	65,671.84	270,097.48
10-1110-110-05-72-125-13-0000	Reading Specialist Martin	100 Salaries	347,650.07	432,969.70
10-1110-110-05-74-145-13-0000	Reading Spec Mackeben	100 Salaries	79,978.51	159,798.00
10-1110-110-05-74-155-13-0000	Reading Specialist Conley	100 Salaries	162,157.06	280,328.77
10-1110-110-12-71-105-13-0000	Music Teacher Leggee	100 Salaries	223,621.19	312,180.00
10-1110-110-12-72-115-13-0000	Music Teacher Chesak	100 Salaries	194,657.42	166,066.00
10-1110-110-12-72-125-13-0000	Music Teacher Martin	100 Salaries	277,712.10	134,111.86
10-1110-110-12-74-145-13-0000	Music Teacher Mackeben	100 Salaries	174,397.66	89,824.08
10-1110-110-12-74-155-13-0000	Music Teacher Conley	100 Salaries	194,154.65	172,352.00
10-1110-110-34-71-105-13-0000	Explore Teacher Leggee	100 Salaries	125,979.25	187,079.00
10-1110-110-34-72-115-13-0000	Explore Teacher Chesak	100 Salaries	-	79,608.00
10-1110-110-34-72-125-13-0000	Explore Teacher Martin	100 Salaries	171,789.90	123,286.00
10-1110-110-34-74-145-13-0000	Explore Teacher Mackeben	100 Salaries	91,621.28	109,644.22
10-1110-110-34-74-155-13-0000	Explore Teacher Conley	100 Salaries	-	90,069.00
10-1110-110-50-71-105-13-0000	PE Teacher Leggee	100 Salaries	346,020.35	274,004.36
10-1110-110-50-72-115-13-0000	PE Teacher Chesak	100 Salaries	421,996.15	255,505.00
10-1110-110-50-72-125-13-0000	PE Teacher Martin	100 Salaries	425,364.38	251,270.56
10-1110-110-50-74-145-13-0000	PE Teacher Mackeben	100 Salaries	208,825.51	191,590.55
10-1110-110-50-74-155-13-0000	PE Teacher Conley	100 Salaries	215,447.42	259,462.20
10-1110-112-00-71-105-13-0000	Aide Salary Leggee	100 Salaries	-	57,497.00
10-1110-112-00-72-115-13-0000	Aide Salary Chesak	100 Salaries	25,253.38	193,228.00
10-1110-112-00-72-125-13-0000	Aide Salary Martin	100 Salaries	-	89,362.06
10-1110-112-00-74-150-14-0000	Aide Salary Conley	100 Salaries	-	21,547.75
10-1110-112-89-79-605-14-0000	Title I Aide Salaries	100 Salaries	84,963.75	75,968.00
10-1120-110-00-72-215-13-0000	Foods Teacher Heineman	100 Salaries	90,919.23	96,995.00
10-1120-110-00-72-225-13-0000	Foods Teacher Marlowe	100 Salaries	65,567.61	79,608.00
10-1120-110-02-72-225-13-0000	Art Teacher Marlowe	100 Salaries	153,359.13	123,183.36
10-1120-110-02-74-210-13-0000	Heineman Fine Arts Salaries	100 Salaries	1,349.13	-
10-1120-110-02-74-215-13-0000	Art Teacher Heineman	100 Salaries	68,974.78	87,873.00

HUNTLEY COMMUNITY SCHOOL DISTRICT 158

FY26 Proposed Budget - Expenditure Detail By Account

Presented:

Account Number	Account Description	Object Type	FY25	FY26
10-1120-110-05-72-225-06-0000	English Teacher 6th Marlowe	100 Salaries	718,018.76	607,352.40
10-1120-110-05-72-225-07-0000	English Teacher 7th Marlowe	100 Salaries	622,320.34	632,987.41
10-1120-110-05-72-225-08-0000	English Teacher 8th Marlowe	100 Salaries	580,705.95	685,791.12
10-1120-110-05-74-215-06-0000	English Teacher 6th Heineman	100 Salaries	555,803.29	428,177.36
10-1120-110-05-74-215-07-0000	English Teacher 7th Heineman	100 Salaries	474,351.98	382,919.61
10-1120-110-05-74-215-08-0000	English Teacher 8th Heineman	100 Salaries	337,984.02	326,982.00
10-1120-110-06-72-225-13-0000	Foreign Lang Teacher Marlowe	100 Salaries	123,814.70	168,963.58
10-1120-110-06-74-215-13-0000	Foreign Lang Teacher Heineman	100 Salaries	104,649.82	92,321.00
10-1120-110-11-72-225-06-0000	Math Teacher 6th Marlowe	100 Salaries	216,409.45	275,929.00
10-1120-110-11-72-225-07-0000	Math Teacher 7th Marlowe	100 Salaries	405,395.52	225,465.65
10-1120-110-11-72-225-08-0000	Math Teacher 8th Marlowe	100 Salaries	354,921.35	192,056.00
10-1120-110-11-74-215-06-0000	Math Teacher 6th Heineman	100 Salaries	198,760.91	224,850.02
10-1120-110-11-74-215-07-0000	Math Teacher 7th Heineman	100 Salaries	56,938.05	247,278.00
10-1120-110-11-74-215-08-0000	Math Teacher 8th Heineman	100 Salaries	233,061.63	81,598.00
10-1120-110-12-72-225-13-0000	Music Teacher Marlowe	100 Salaries	289,454.52	304,740.00
10-1120-110-12-74-215-13-0000	Music Teacher Heineman	100 Salaries	314,913.77	345,680.99
10-1120-110-13-72-225-06-0000	Science 6th Marlowe	100 Salaries	418,493.92	381,148.08
10-1120-110-13-72-225-07-0000	Science 7th Marlowe	100 Salaries	327,091.40	81,598.00
10-1120-110-13-72-225-08-0000	Science 8th Marlowe	100 Salaries	280,989.86	324,162.00
10-1120-110-13-74-215-06-0000	Science 6th Heineman	100 Salaries	219,968.94	216,693.92
10-1120-110-13-74-215-07-0000	Science 7th Heineman	100 Salaries	164,788.89	160,633.00
10-1120-110-13-74-215-08-0000	Science 8th Heineman	100 Salaries	209,161.06	166,796.00
10-1120-110-15-71-205-08-0000	Soc Studies Teacher 8th	100 Salaries	-	46,208.64
10-1120-110-15-72-225-06-0000	Soc Stud 6th Marlowe	100 Salaries	340,369.60	357,872.80
10-1120-110-15-72-225-07-0000	Soc Stud 7th Marlowe	100 Salaries	272,977.57	179,736.00
10-1120-110-15-72-225-08-0000	Soc Stud 8th Marlowe	100 Salaries	286,345.11	150,588.00
10-1120-110-15-74-215-06-0000	Soc Studies 6th Heineman	100 Salaries	179,055.46	184,524.60
10-1120-110-15-74-215-07-0000	Soc Studies 7th Heineman	100 Salaries	209,227.49	149,334.00
10-1120-110-15-74-215-08-0000	Soc Studies 8th Heineman	100 Salaries	195,856.51	103,859.33
10-1120-110-50-72-225-13-0000	PE Teacher Marlowe	100 Salaries	567,364.75	715,212.41

HUNTLEY COMMUNITY SCHOOL DISTRICT 158

FY26 Proposed Budget - Expenditure Detail By Account

Presented:

Account Number	Account Description	Object Type	FY25	FY26
10-1120-110-50-74-215-13-0000	PE Teacher Heineman	100 Salaries	396,859.85	376,799.00
10-1120-110-61-72-225-13-0000	Computer Teacher Marlowe	100 Salaries	205,514.55	83,638.00
10-1120-110-61-74-215-13-0000	Computer Teacher Heineman	100 Salaries	157,793.60	107,064.00
10-1120-112-00-72-225-13-0000	Aide Salary Marlowe	100 Salaries	-	140,261.00
10-1120-112-00-74-215-13-0000	Aide Salary Heineman	100 Salaries	-	46,879.21
10-1125-110-00-79-165-24-0000	Preschool Teacher Salary	100 Salaries	-	932,559.81
10-1125-110-00-79-600-14-0000	Preschool Teacher	100 Salaries	588,112.39	-
10-1125-110-90-79-600-14-0000	Parent Tot Coordinator	100 Salaries	28,364.62	-
10-1125-110-97-79-600-14-0000	All Children Teacher Salaries	100 Salaries	160,794.41	118,683.14
10-1125-112-00-79-165-24-0000	Preschool Aide Salary	100 Salaries	-	392,491.00
10-1125-112-00-79-600-14-0000	Preschool Aide	100 Salaries	522,674.85	-
10-1125-112-97-79-600-14-0000	All Children Aide Salaries	100 Salaries	57,664.85	80,481.00
10-1130-110-00-71-305-13-0000	Team Leaders HS	100 Salaries	19,176.33	-
10-1130-110-02-71-305-13-0000	Art Teacher HS	100 Salaries	333,657.20	372,025.10
10-1130-110-05-71-305-13-0000	English/LA Teacher HS	100 Salaries	1,828,847.72	1,783,114.22
10-1130-110-05-71-305-23-0000	Reading Specialist HS	100 Salaries	112,418.17	-
10-1130-110-06-71-305-13-0000	Foreign Lang Teacher HS	100 Salaries	1,078,226.67	904,039.87
10-1130-110-11-71-305-13-0000	Math Teacher HS	100 Salaries	1,717,995.13	1,763,132.80
10-1130-110-12-71-305-13-0000	Music Teacher HS	100 Salaries	235,304.05	164,742.96
10-1130-110-13-71-305-13-0000	Science Teacher HS	100 Salaries	1,703,478.88	1,790,071.00
10-1130-110-15-71-305-13-0000	Soc Studies Teacher HS	100 Salaries	1,519,151.76	1,940,397.63
10-1130-110-50-71-305-13-0000	PE Teacher HS	100 Salaries	1,339,759.59	1,381,254.61
10-1130-110-61-71-305-13-0000	Computer Teacher HS	100 Salaries	75,983.81	80,010.42
10-1130-112-00-71-305-13-0000	Aide Salary HS	100 Salaries	109,114.71	398,166.00
10-1130-127-00-71-300-14-0000	HS Overloads	100 Salaries	53,889.34	134,500.00
10-1130-127-00-71-305-14-0000	HS Prin Discretionary Salaries	100 Salaries	3,736.25	-
10-1200-110-00-79-505-14-0000	Director Special Services	100 Salaries	220,000.10	226,716.85
10-1200-110-92-79-600-14-0000	IDEA Salary	100 Salaries	632,981.21	600,000.00
10-1200-111-00-71-105-13-0000	Sp Ed Teacher Leggee	100 Salaries	639,632.17	903,259.13
10-1200-111-00-71-305-13-0000	Sp Ed Teacher HS	100 Salaries	2,312,669.90	2,707,955.25

HUNTLEY COMMUNITY SCHOOL DISTRICT 158

FY26 Proposed Budget - Expenditure Detail By Account

Presented:

Account Number	Account Description	Object Type	FY25	FY26
10-1200-111-00-72-115-13-0000	Sp Ed Teacher Chesak	100 Salaries	595,523.41	713,880.92
10-1200-111-00-72-125-13-0000	Sp Ed Teacher Martin	100 Salaries	704,340.86	791,398.14
10-1200-111-00-72-225-13-0000	Sp Ed Teacher Marlowe	100 Salaries	1,214,370.16	1,305,679.92
10-1200-111-00-74-145-13-0000	Sp Ed Teacher Mackeben	100 Salaries	378,954.76	364,555.00
10-1200-111-00-74-155-13-0000	Sp Ed Teacher Conley	100 Salaries	449,330.21	527,611.23
10-1200-111-00-74-215-13-0000	Sp Ed Teacher Heineman	100 Salaries	801,578.50	617,535.42
10-1200-111-00-79-605-13-0000	Sp Ed TeacherUnassigned	100 Salaries	-	62,492.88
10-1200-111-00-79-605-14-0000	Asst Director Special Svcs	100 Salaries	210,534.12	702,184.02
10-1200-112-00-71-105-13-0000	Spec Ed Aide Leggee	100 Salaries	299,584.06	500,621.00
10-1200-112-00-71-205-13-0000	Spec Ed Aide MS	100 Salaries	-	20,481.00
10-1200-112-00-71-305-13-0000	Spec Ed Aide HS	100 Salaries	348,359.53	439,157.00
10-1200-112-00-72-115-13-0000	Spec Ed Aide Chesak	100 Salaries	196,029.51	263,587.00
10-1200-112-00-72-125-13-0000	Spec Ed Aide Martin	100 Salaries	137,127.65	308,453.00
10-1200-112-00-72-225-13-0000	Sp Ed Aide Marlowe	100 Salaries	265,969.62	392,400.00
10-1200-112-00-74-145-13-0000	Sp Ed Aide Mackeben	100 Salaries	49,380.93	190,760.00
10-1200-112-00-74-155-13-0000	Sp Ed Aide Conley	100 Salaries	87,718.74	261,083.00
10-1200-112-00-74-215-13-0000	Sp Ed Aide Heineman	100 Salaries	232,279.81	109,739.00
10-1200-112-00-79-605-13-0000	Spec Ed Aide Off-Site	100 Salaries	31,390.74	-
10-1200-113-00-79-505-14-0000	Sp Ed Office Salary	100 Salaries	98,110.45	130,083.88
10-1200-122-00-79-600-14-0000	SpEd Staff Development	100 Salaries	32,024.98	105,343.23
10-1200-126-00-79-600-14-0000	SpEd After School Staff Development	100 Salaries	48,037.46	-
10-1200-129-00-79-600-14-0000	SpEd Summer Evaluations	100 Salaries	32,024.98	50,211.24
10-1200-140-00-79-505-14-0000	Vacation-Sp Ed Office	100 Salaries	2,333.74	-
10-1400-110-03-71-305-13-0000	Business Teacher HS	100 Salaries	356,376.99	281,547.40
10-1400-110-09-71-305-13-0000	Home Ec Teacher HS	100 Salaries	207,722.60	207,029.04
10-1400-110-10-71-305-13-0000	Industrial Arts Teacher HS	100 Salaries	186,613.08	303,184.00
10-1501-110-30-71-305-13-0000	Academic Team Sponsor HS	100 Salaries	5,018.56	141.02
10-1501-110-30-72-225-13-0000	Academic Team Sponsor Marlowe	100 Salaries	5,018.56	2,599.92
10-1501-110-30-74-215-13-0000	Academic Team Sponsor Heineman	100 Salaries	5,018.56	-
10-1502-110-30-71-305-13-0000	Art Team Sponsor HS	100 Salaries	1,287.28	2,442.60

HUNTLEY COMMUNITY SCHOOL DISTRICT 158

FY26 Proposed Budget - Expenditure Detail By Account

Presented:

Account Number	Account Description	Object Type	FY25	FY26
10-1502-110-30-72-225-13-0000	Art Club Sponsor-Marlowe	100 Salaries	1,569.01	2,190.06
10-1502-110-30-74-215-13-0000	Art Club Sponsor MS	100 Salaries	1,569.01	2,190.06
10-1503-110-30-71-305-13-0000	Band Sponsor HS	100 Salaries	9,187.32	20,483.68
10-1503-110-30-72-225-13-0000	Band Sponsor Marlowe	100 Salaries	6,692.93	21,677.04
10-1503-110-30-74-215-13-0000	Band Sponsor Heineman	100 Salaries	5,019.70	11,071.39
10-1503-110-30-79-600-21-0000	Band/Choir-Gr. 3-5	100 Salaries	6,186.72	6,307.29
10-1504-110-30-71-305-15-0000	Baseball Coach HS	100 Salaries	47,258.25	39,820.07
10-1505-110-30-71-305-15-0000	Basketball Boys Coach HS	100 Salaries	35,520.43	36,375.07
10-1505-110-30-71-305-16-0000	Basketball Girls Coach HS	100 Salaries	35,520.43	39,816.45
10-1505-110-30-72-225-15-0000	Basketball Boys Coach Marlowe	100 Salaries	16,473.51	10,996.36
10-1505-110-30-72-225-16-0000	Basketball Girls Coach Marlowe	100 Salaries	16,473.51	16,665.57
10-1505-110-30-74-215-15-0000	Basketball Boys Coach Heineman	100 Salaries	16,473.51	12,762.82
10-1505-110-30-74-215-16-0000	Basketball Gls Coach Heineman	100 Salaries	16,473.51	12,079.48
10-1506-110-30-71-305-13-0000	Cheerleading Sponsor HS	100 Salaries	19,305.75	46,731.29
10-1506-110-30-72-225-13-0000	Cheer Sponsor Marlowe	100 Salaries	3,860.70	4,786.88
10-1506-110-30-74-215-13-0000	Cheer Sponsor Heineman	100 Salaries	3,860.70	6,910.70
10-1507-110-30-71-305-13-0000	Chorus Sponsor HS	100 Salaries	3,474.74	7,394.04
10-1507-110-30-72-225-13-0000	Chorus Sponsor Marlowe	100 Salaries	3,346.47	3,478.64
10-1507-110-30-74-215-13-0000	Chorus Sponsor Heineman	100 Salaries	3,346.47	6,536.03
10-1508-110-30-71-305-13-0000	Color Guard Coach HS	100 Salaries	1,569.01	3,447.58
10-1510-110-30-71-300-13-0000	Community Service Club	100 Salaries	1,930.91	3,057.39
10-1511-110-30-71-305-15-0000	Cross Ctry Boys Coach HS	100 Salaries	8,623.86	27,508.23
10-1511-110-30-71-305-16-0000	Cross Ctry Girls Coach HS	100 Salaries	8,623.86	-
10-1511-110-30-72-225-13-0000	Cross Ctry Coach Marlowe	100 Salaries	7,149.90	8,771.63
10-1511-110-30-74-215-13-0000	Cross Ctry Coach Heineman	100 Salaries	5,277.39	3,345.64
10-1512-110-30-71-300-13-0000	Dance Club	100 Salaries	3,346.47	1,861.97
10-1513-110-30-71-305-13-0000	FFA Sponsor HS	100 Salaries	483.31	-
10-1514-110-30-71-305-15-0000	Football Coach HS	100 Salaries	86,997.84	122,983.36
10-1515-110-30-71-305-15-0000	Golf Boys Coach HS	100 Salaries	8,623.86	14,733.22
10-1515-110-30-71-305-16-0000	Golf Girls Coach HS	100 Salaries	8,623.86	11,514.38

HUNTLEY COMMUNITY SCHOOL DISTRICT 158

FY26 Proposed Budget - Expenditure Detail By Account

Presented:

Account Number	Account Description	Object Type	FY25	FY26
10-1516-110-30-71-105-13-0000	Literary Club Leggee	100 Salaries	1,672.09	-
10-1516-110-30-71-305-13-0000	Literary Club Sponsor HS	100 Salaries	1,492.29	817.65
10-1516-110-30-72-115-13-0000	Literary Club Chesak	100 Salaries	1,672.09	2,190.06
10-1516-110-30-72-125-13-0000	Literary Club Martin	100 Salaries	1,672.09	-
10-1516-110-30-72-225-13-0000	Literary Club Sponsor Marlowe	100 Salaries	642.50	-
10-1516-110-30-74-145-14-0000	Literary Club Mackeben	100 Salaries	1,672.09	-
10-1516-110-30-74-155-13-0000	Literary Club Conley	100 Salaries	1,672.09	777.29
10-1516-110-30-74-215-13-0000	Literary Club Sponsor Heineman	100 Salaries	1,615.97	1,006.02
10-1517-110-30-71-305-13-0000	Math Team Sponsor HS	100 Salaries	4,247.79	5,615.91
10-1518-110-30-71-305-13-0000	Buddies Club Sponsor HS	100 Salaries	1,287.28	3,473.46
10-1519-110-30-71-305-13-0000	NHS Coach HS	100 Salaries	1,569.01	4,723.74
10-1520-110-30-71-305-13-0000	Newspaper Sponsor HS	100 Salaries	2,702.83	3,042.90
10-1520-110-30-72-225-13-0000	Newspaper Sponsor Marlowe	100 Salaries	642.50	-
10-1520-110-30-74-215-13-0000	Newspaper Sponsor Heineman	100 Salaries	620.74	-
10-1521-110-30-71-305-13-0000	Pom Pons Sponsor HS	100 Salaries	8,108.49	36,419.58
10-1522-110-30-71-305-13-0000	Science Club Sponsor HS	100 Salaries	5,018.56	10,000.17
10-1522-110-30-72-225-13-0000	Science Club Sponsor Marlowe	100 Salaries	1,672.09	1,861.97
10-1522-110-30-74-215-13-0000	Science Club Sponsor Heineman	100 Salaries	1,672.09	2,190.06
10-1523-110-30-71-305-13-0000	Ski Club Sponsor HS	100 Salaries	1,569.01	4,518.81
10-1525-110-30-71-305-15-0000	Soccer Boys Coach HS	100 Salaries	18,531.54	31,412.25
10-1525-110-30-71-305-16-0000	Soccer Girls Coach HS	100 Salaries	18,531.54	28,402.99
10-1526-110-30-71-305-16-0000	Softball Girls Coach HS	100 Salaries	25,742.14	32,227.83
10-1527-110-30-71-305-13-0000	Spanish Club Sponsor HS	100 Salaries	620.74	-
10-1527-110-30-72-225-13-0000	Spanish Club Sponsor Marlowe	100 Salaries	642.50	1,057.77
10-1527-110-30-74-215-13-0000	Spanish Club Sponsor Heineman	100 Salaries	642.50	1,057.77
10-1528-110-30-71-305-13-0000	Speech Club Sponsor HS	100 Salaries	17,614.18	9,848.03
10-1529-110-30-71-305-13-0000	Student Council Sponsor HS	100 Salaries	5,405.66	-
10-1529-110-30-72-225-13-0000	Student Council Spons Marlowe	100 Salaries	4,119.52	4,880.02
10-1529-110-30-74-215-13-0000	Student Council Spons Heineman	100 Salaries	4,119.52	3,896.77
10-1530-110-30-71-305-15-0000	Tennis Boys Coach HS	100 Salaries	8,752.13	11,733.79

HUNTLEY COMMUNITY SCHOOL DISTRICT 158

FY26 Proposed Budget - Expenditure Detail By Account

Presented:

Account Number	Account Description	Object Type	FY25	FY26
10-1530-110-30-71-305-16-0000	Tennis Girls Coach HS	100 Salaries	8,752.13	11,556.29
10-1531-110-30-74-215-13-0000	Theater Club Sponsor Heineman	100 Salaries	3,638.52	-
10-1532-110-30-71-305-15-0000	Track Boys Coach HS	100 Salaries	23,167.59	75,834.45
10-1532-110-30-71-305-16-0000	Track Girls Coach HS	100 Salaries	23,167.59	75,834.45
10-1532-110-30-72-225-13-0000	Track Coach Marlowe	100 Salaries	22,396.83	23,945.76
10-1532-110-30-74-215-13-0000	Track Coach Heineman	100 Salaries	22,396.83	23,515.20
10-1533-110-30-71-305-13-0000	VICA Sponsor HS	100 Salaries	1,569.01	-
10-1534-110-30-71-305-16-0000	Volleyball Girls Coach HS	100 Salaries	26,511.76	27,747.32
10-1534-110-30-72-225-16-0000	Volleyball Coach Marlowe	100 Salaries	13,129.33	12,079.48
10-1534-110-30-74-215-16-0000	Volleyball Coach Heineman	100 Salaries	13,129.33	7,467.01
10-1535-110-30-71-305-15-0000	Wrestling Coach HS	100 Salaries	28,055.58	46,829.61
10-1535-110-30-72-225-15-0000	Wrestling Coach Marlowe	100 Salaries	11,711.49	7,420.95
10-1535-110-30-74-215-15-0000	Wrestling Coach Heineman	100 Salaries	11,711.49	9,223.92
10-1536-110-30-72-225-13-0000	WYSE Marlowe	100 Salaries	642.50	-
10-1536-110-30-74-215-13-0000	WYSE Heineman	100 Salaries	642.50	-
10-1537-110-30-71-100-13-0000	Leggee Yearbook	100 Salaries	1,029.59	2,742.23
10-1537-110-30-71-305-13-0000	Yearbook Sponsor HS	100 Salaries	2,702.83	3,042.90
10-1537-110-30-72-110-13-0000	Chesak Yearbook	100 Salaries	1,029.59	2,884.54
10-1537-110-30-72-120-13-0000	Martin Yearbook	100 Salaries	1,029.59	2,884.54
10-1537-110-30-72-225-13-0000	Yearbook Sponsor Marlowe	100 Salaries	1,672.09	3,027.37
10-1537-110-30-74-140-13-0000	Mackeben Yearbook	100 Salaries	1,029.59	2,361.87
10-1537-110-30-74-150-13-0000	Conley Yearbook	100 Salaries	1,029.59	2,599.92
10-1537-110-30-74-215-13-0000	Yearbook Sponsor Heineman	100 Salaries	1,672.09	4,114.13
10-1539-110-30-71-305-13-0000	Weight Training HS	100 Salaries	18,652.95	-
10-1540-110-30-71-305-13-0000	Class Sponsors HS	100 Salaries	6,436.39	10,838.52
10-1540-110-30-72-225-14-0000	Team Leaders Marlowe	100 Salaries	53,966.08	43,613.07
10-1540-110-30-74-215-14-0000	Team Leaders Heineman	100 Salaries	39,894.18	16,713.09
10-1541-110-30-72-225-13-0000	Beta Club Sponsor Marlowe	100 Salaries	3,979.81	4,177.78
10-1541-110-30-74-215-13-0000	Beta Club Sponsor Heineman	100 Salaries	3,979.81	4,276.62
10-1542-110-30-71-305-14-0000	Head Play Director	100 Salaries	5,146.83	7,723.17

HUNTLEY COMMUNITY SCHOOL DISTRICT 158

FY26 Proposed Budget - Expenditure Detail By Account

Presented:

Account Number	Account Description	Object Type	FY25	FY26
10-1542-110-30-72-220-14-0000	Play Director Marlowe	100 Salaries	3,988.97	3,477.08
10-1542-110-30-74-210-14-0000	Play Director Heineman	100 Salaries	3,988.97	6,001.96
10-1543-110-00-71-305-13-0000	Athletic Director HS	100 Salaries	135,179.68	214,689.24
10-1543-113-00-71-305-13-0000	Athletic Office HS Salary	100 Salaries	22,826.26	-
10-1543-140-00-71-305-13-0000	Vacation-Activities Office	100 Salaries	5,336.87	-
10-1544-110-00-72-225-13-0000	Homework Club Marlowe	100 Salaries	48,973.86	-
10-1544-110-00-74-215-13-0000	Homework Club Heineman	100 Salaries	18,623.16	47,490.22
10-1545-110-30-71-300-14-0000	Musical Director High School	100 Salaries	30,686.26	16,564.14
10-1545-110-30-72-220-14-0000	Musical Director Marlowe	100 Salaries	7,465.99	7,271.91
10-1545-110-30-74-210-14-0000	Musical Director Heineman	100 Salaries	7,465.99	9,247.72
10-1547-110-30-71-300-13-0000	Bowling-Girls	100 Salaries	3,474.74	5,522.76
10-1547-110-30-74-215-13-0000	Bowling-Girls	100 Salaries	1,569.01	2,190.06
10-1548-110-30-71-300-13-0000	Bowling-Boys	100 Salaries	3,474.74	6,523.61
10-1549-110-30-71-100-13-0000	Leggee Recycle	100 Salaries	642.50	-
10-1549-110-30-71-300-13-0000	HHS Recycle	100 Salaries	633.34	-
10-1549-110-30-72-110-13-0000	Chesak Recycle	100 Salaries	642.50	-
10-1549-110-30-72-120-13-0000	Martin Recycle	100 Salaries	642.50	817.65
10-1549-110-30-74-140-13-0000	Mackeben Recycle	100 Salaries	642.50	778.32
10-1549-110-30-74-150-13-0000	Conley Recycle	100 Salaries	642.50	-
10-1550-110-30-71-305-13-0000	Fishing Club HS	100 Salaries	1,287.28	5,615.91
10-1551-110-00-71-300-15-0000	Swimming-Boys	100 Salaries	6,821.20	13,556.43
10-1551-110-00-71-300-16-0000	Swimming-Girls	100 Salaries	6,821.20	12,419.48
10-1552-110-00-79-300-14-0000	Baking Club	100 Salaries	1,287.28	-
10-1553-110-30-71-300-13-0000	FBLA	100 Salaries	2,283.66	-
10-1554-110-30-79-600-22-0000	Spelling Bee Coordinator	100 Salaries	1,266.66	-
10-1555-110-30-71-300-13-0000	Friends of Rachel Sponsor	100 Salaries	1,266.66	-
10-1556-110-30-71-305-15-0000	Lacrosse - Boys	100 Salaries	15,527.51	18,471.64
10-1556-110-30-71-305-16-0000	Lacrosse - Girls	100 Salaries	4,778.05	18,061.79
10-1557-110-00-79-600-14-0000	RtI Facilitator	100 Salaries	370,082.38	763,912.18
10-1599-129-00-79-600-14-0000	Summer Camp Salaries	100 Salaries	213,353.89	170,569.03

HUNTLEY COMMUNITY SCHOOL DISTRICT 158

FY26 Proposed Budget - Expenditure Detail By Account

Presented:

Account Number	Account Description	Object Type	FY25	FY26
10-1600-110-00-79-605-14-0000	Summer School Salary	100 Salaries	144,886.45	581,329.93
10-1600-111-00-79-605-14-0000	Summer School SpEd Salary	100 Salaries	174,827.14	-
10-1600-127-00-79-605-14-0000	Summer Challenge Salaries	100 Salaries	131,100.89	-
10-1650-110-00-79-605-14-0000	Gifted Salary	100 Salaries	87,548.71	-
10-1700-110-21-71-300-13-0000	Drivers Ed Teacher HS	100 Salaries	203,479.40	85,729.00
10-1800-110-00-79-600-14-0000	ESL Team Leader	100 Salaries	3,786.25	3,105.00
10-1800-110-00-79-605-14-0000	ESL/TBE Salary	100 Salaries	1,540,418.21	2,399,710.35
10-1800-110-82-79-605-14-0000	T Bilingual Instr Salaries	100 Salaries	(0.21)	-
10-1100-211-00-79-600-14-0000	TRS	200 Employee Benefits	4,477,771.47	4,713,264.83
10-1100-211-00-79-605-14-0000	TRS	200 Employee Benefits	402.07	423.22
10-1100-211-75-79-600-14-0000	ESSER III Instruc Benefits	200 Employee Benefits	13,582.94	14,297.29
10-1100-211-76-79-600-14-0000	CURES Instruc Benefits	200 Employee Benefits	14,558.55	15,324.21
10-1100-220-00-79-600-14-0000	Regular Programs Insurance	200 Employee Benefits	6,170,395.63	7,034,251.02
10-1101-211-00-79-605-14-0000	Substitute TRS	200 Employee Benefits	27,270.25	28,704.44
10-1110-211-00-71-105-00-0000	Kinderg TRS Leggee	200 Employee Benefits	14,270.14	15,020.63
10-1110-211-00-71-105-01-0000	1st Grade Teacher Leggee	200 Employee Benefits	14,150.47	14,894.67
10-1110-211-00-71-105-02-0000	2nd Grade Teacher Leggee	200 Employee Benefits	13,893.60	14,624.29
10-1110-211-00-71-105-03-0000	3rd Grade Teacher Leggee	200 Employee Benefits	11,498.76	12,103.50
10-1110-211-00-71-105-04-0000	4th Grade Teacher Leggee	200 Employee Benefits	10,863.75	11,435.09
10-1110-211-00-71-105-05-0000	5th Grade Teacher Leggee	200 Employee Benefits	9,124.65	9,604.53
10-1110-211-00-72-115-00-0000	Kinderg Teacher Chesak	200 Employee Benefits	29,794.33	31,361.26
10-1110-211-00-72-115-01-0000	1st Grade Teacher Chesak	200 Employee Benefits	28,320.09	29,809.49
10-1110-211-00-72-115-02-0000	2nd Grade Teacher Chesak	200 Employee Benefits	25,352.47	26,685.80
10-1110-211-00-72-125-03-0000	3rd Grade Teacher Martin	200 Employee Benefits	23,291.08	24,516.00
10-1110-211-00-72-125-04-0000	4th Grade Teacher Martin	200 Employee Benefits	25,681.15	27,031.76
10-1110-211-00-72-125-05-0000	5th Grade Teacher Martin	200 Employee Benefits	22,731.06	23,926.52
10-1110-211-00-74-145-00-0000	Kinderg Teacher Mackeben	200 Employee Benefits	19,884.69	20,930.46
10-1110-211-00-74-145-01-0000	1st Grade Teacher Mackeben	200 Employee Benefits	20,368.13	21,439.32
10-1110-211-00-74-145-02-0000	2nd Grade Teacher Mackeben	200 Employee Benefits	17,169.15	18,072.10
10-1110-211-00-74-155-03-0000	3rd Grade Teacher Conley	200 Employee Benefits	15,187.55	15,986.29

HUNTLEY COMMUNITY SCHOOL DISTRICT 158

FY26 Proposed Budget - Expenditure Detail By Account

Presented:

Account Number	Account Description	Object Type	FY25	FY26
10-1110-211-00-74-155-04-0000	4th Grade Teacher Conley	200 Employee Benefits	16,470.32	17,336.52
10-1110-211-00-74-155-05-0000	5th Grade Teacher Conley	200 Employee Benefits	15,118.94	15,914.07
10-1110-211-02-71-105-13-0000	Art Teacher Leggee	200 Employee Benefits	2,749.05	2,893.63
10-1110-211-02-72-115-13-0000	Art Teacher Chesak	200 Employee Benefits	3,498.93	3,682.94
10-1110-211-02-72-125-13-0000	Art Teacher Martin	200 Employee Benefits	4,004.69	4,215.30
10-1110-211-02-74-145-13-0000	Art Teacher Mackeben	200 Employee Benefits	2,018.31	2,124.46
10-1110-211-02-74-155-13-0000	Art Teacher Conley	200 Employee Benefits	2,150.73	2,263.84
10-1110-211-05-71-105-13-0000	Reading Specialist Leggee	200 Employee Benefits	5,108.79	5,377.47
10-1110-211-05-72-115-13-0000	Reading Specialist Chesak	200 Employee Benefits	8,564.64	9,015.07
10-1110-211-05-72-125-13-0000	Reading Specialist Martin	200 Employee Benefits	6,954.77	7,320.53
10-1110-211-05-74-145-13-0000	Reading Spec Mackeben	200 Employee Benefits	5,877.82	6,186.94
10-1110-211-05-74-155-13-0000	Reading Specialist Conley	200 Employee Benefits	5,579.46	5,872.89
10-1110-211-12-71-105-13-0000	Music Teacher Leggee	200 Employee Benefits	4,550.37	4,789.68
10-1110-211-12-72-115-13-0000	Music Teacher Chesak	200 Employee Benefits	5,517.24	5,807.40
10-1110-211-12-72-125-13-0000	Music Teacher Martin	200 Employee Benefits	6,654.83	7,004.82
10-1110-211-12-74-145-13-0000	Music Teacher Mackeben	200 Employee Benefits	3,774.95	3,973.48
10-1110-211-12-74-155-13-0000	Music Teacher Conley	200 Employee Benefits	2,664.49	2,804.62
10-1110-211-50-71-105-13-0000	PE Teacher Leggee	200 Employee Benefits	7,353.65	7,740.39
10-1110-211-50-72-115-13-0000	PE Teacher Chesak	200 Employee Benefits	8,784.82	9,246.83
10-1110-211-50-72-125-13-0000	PE Teacher Martin	200 Employee Benefits	11,626.39	12,237.84
10-1110-211-50-74-145-13-0000	PE Teacher Mackeben	200 Employee Benefits	5,295.46	5,573.96
10-1110-211-50-74-155-13-0000	PE Teacher Conley	200 Employee Benefits	5,234.83	5,510.14
10-1110-211-61-72-120-03-0000	Keyboarding TRS/THIS Martin	200 Employee Benefits	2,444.31	2,572.86
10-1110-211-61-74-150-03-0000	Keyboarding 3rd Grade Conley	200 Employee Benefits	946.13	995.89
10-1120-211-00-72-215-13-0000	Foods Teacher Heineman	200 Employee Benefits	1,865.14	1,963.23
10-1120-211-00-72-225-13-0000	Foods Teacher Marlowe	200 Employee Benefits	1,394.46	1,467.80
10-1120-211-02-72-225-13-0000	Art Teacher Marlowe	200 Employee Benefits	3,270.77	3,442.79
10-1120-211-02-74-215-13-0000	Art Teacher Heineman	200 Employee Benefits	1,616.24	1,701.24
10-1120-211-05-72-225-06-0000	English Teacher 6th Marlowe	200 Employee Benefits	13,322.41	14,023.06
10-1120-211-05-72-225-07-0000	English Teacher 7th Marlowe	200 Employee Benefits	10,472.86	11,023.64

HUNTLEY COMMUNITY SCHOOL DISTRICT 158

FY26 Proposed Budget - Expenditure Detail By Account

Presented:

Account Number	Account Description	Object Type	FY25	FY26
10-1120-211-05-72-225-08-0000	English Teacher 8th Marlowe	200 Employee Benefits	12,425.75	13,079.24
10-1120-211-05-74-215-06-0000	English Teacher 6th Heineman	200 Employee Benefits	10,239.90	10,778.43
10-1120-211-05-74-215-07-0000	English Teacher 7th Heineman	200 Employee Benefits	9,371.96	9,864.85
10-1120-211-05-74-215-08-0000	English Teacher 8th Heineman	200 Employee Benefits	6,069.27	6,388.46
10-1120-211-06-72-225-13-0000	Foreign Lang Teacher Marlowe	200 Employee Benefits	3,423.94	3,604.01
10-1120-211-06-74-215-13-0000	Foreign Lang Teacher Heineman	200 Employee Benefits	2,153.92	2,267.20
10-1120-211-11-72-225-06-0000	Math Teacher 6th Marlowe	200 Employee Benefits	6,586.22	6,932.60
10-1120-211-11-72-225-07-0000	Math Teacher 7th Marlowe	200 Employee Benefits	5,574.67	5,867.85
10-1120-211-11-72-225-08-0000	Math Teacher 8th Marlowe	200 Employee Benefits	7,680.73	8,084.67
10-1120-211-11-74-215-06-0000	Math Teacher 6th Heineman	200 Employee Benefits	4,191.37	4,411.80
10-1120-211-11-74-215-07-0000	Math Teacher 7th Heineman	200 Employee Benefits	4,062.14	4,275.77
10-1120-211-11-74-215-08-0000	Math Teacher 8th Heineman	200 Employee Benefits	4,591.85	4,833.34
10-1120-211-12-72-225-13-0000	Music Teacher Marlowe	200 Employee Benefits	8,296.59	8,732.92
10-1120-211-12-74-215-13-0000	Music Teacher Heineman	200 Employee Benefits	5,188.57	5,461.45
10-1120-211-13-72-225-06-0000	Science 6th Marlowe	200 Employee Benefits	7,270.69	7,653.07
10-1120-211-13-72-225-07-0000	Science 7th Marlowe	200 Employee Benefits	6,804.80	7,162.68
10-1120-211-13-72-225-08-0000	Science 8th Marlowe	200 Employee Benefits	3,237.26	3,407.51
10-1120-211-13-74-215-06-0000	Science 6th Heineman	200 Employee Benefits	4,607.79	4,850.12
10-1120-211-13-74-215-07-0000	Science 7th Heineman	200 Employee Benefits	4,116.38	4,332.87
10-1120-211-13-74-215-08-0000	Science 8th Heineman	200 Employee Benefits	3,660.07	3,852.56
10-1120-211-15-72-225-06-0000	Soc Stud 6th Marlowe	200 Employee Benefits	7,187.72	7,565.73
10-1120-211-15-72-225-07-0000	Soc Stud 7th Marlowe	200 Employee Benefits	4,737.04	4,986.17
10-1120-211-15-72-225-08-0000	Soc Stud 8th Marlowe	200 Employee Benefits	5,407.15	5,691.52
10-1120-211-15-74-215-06-0000	Soc Studies 6th Heineman	200 Employee Benefits	3,803.68	4,003.72
10-1120-211-15-74-215-07-0000	Soc Studies 7th Heineman	200 Employee Benefits	3,401.61	3,580.51
10-1120-211-15-74-215-08-0000	Soc Studies 8th Heineman	200 Employee Benefits	3,524.45	3,709.81
10-1120-211-50-72-225-13-0000	PE Teacher Marlowe	200 Employee Benefits	13,151.70	13,843.37
10-1120-211-50-74-215-13-0000	PE Teacher Heineman	200 Employee Benefits	7,580.21	7,978.87
10-1120-211-61-72-225-13-0000	Computer Teacher Marlowe	200 Employee Benefits	4,473.77	4,709.05
10-1120-211-61-74-215-13-0000	Computer Teacher Heineman	200 Employee Benefits	3,814.84	4,015.47

HUNTLEY COMMUNITY SCHOOL DISTRICT 158

FY26 Proposed Budget - Expenditure Detail By Account

Presented:

Account Number	Account Description	Object Type	FY25	FY26
10-1125-211-00-79-600-14-0000	Preschool Teacher	200 Employee Benefits	18,648.18	19,628.92
10-1125-220-00-79-600-14-0000	Pre-K Programs Insurance	200 Employee Benefits	267,545.41	305,001.77
10-1130-211-00-71-305-13-0000	Team Leaders HS	200 Employee Benefits	917.41	965.66
10-1130-211-02-71-305-13-0000	Art Teacher HS	200 Employee Benefits	9,276.22	9,764.07
10-1130-211-05-71-305-13-0000	English/LA Teacher HS	200 Employee Benefits	37,329.87	39,293.11
10-1130-211-05-71-305-23-0000	TRS	200 Employee Benefits	2,592.69	2,729.04
10-1130-211-06-71-305-13-0000	Foreign Lang Teacher HS	200 Employee Benefits	19,091.73	20,095.80
10-1130-211-11-71-305-13-0000	Math Teacher HS	200 Employee Benefits	35,538.12	37,407.13
10-1130-211-12-71-305-13-0000	Music Teacher HS	200 Employee Benefits	4,298.27	4,524.32
10-1130-211-13-71-305-13-0000	Science Teacher HS	200 Employee Benefits	26,456.55	27,847.94
10-1130-211-15-71-305-13-0000	Soc Studies Teacher HS	200 Employee Benefits	26,373.59	27,760.62
10-1130-211-50-71-305-13-0000	PE Teacher HS	200 Employee Benefits	23,147.48	24,364.84
10-1130-211-61-71-305-13-0000	Computer Teacher HS	200 Employee Benefits	4,338.16	4,566.31
10-1200-211-00-71-105-13-0000	Sp Ed Teacher Leggee	200 Employee Benefits	18,053.06	19,002.50
10-1200-211-00-71-305-13-0000	Sp Ed Teacher HS	200 Employee Benefits	24,723.83	26,024.10
10-1200-211-00-72-115-13-0000	Sp Ed Teacher Chesak	200 Employee Benefits	12,018.89	12,650.98
10-1200-211-00-72-125-13-0000	Sp Ed Teacher Martin	200 Employee Benefits	19,390.08	20,409.84
10-1200-211-00-72-225-13-0000	Sp Ed Teacher Marlowe	200 Employee Benefits	23,351.71	24,579.81
10-1200-211-00-74-145-13-0000	Sp Ed Teacher Mackeben	200 Employee Benefits	5,528.40	5,819.15
10-1200-211-00-74-155-13-0000	Sp Ed Teacher Conley	200 Employee Benefits	13,154.87	13,846.71
10-1200-211-00-74-215-13-0000	Sp Ed Teacher Heineman	200 Employee Benefits	20,333.02	21,402.37
10-1200-211-00-79-505-14-0000	Director Special Ed	200 Employee Benefits	31,070.73	32,704.79
10-1200-211-00-79-600-14-0000	Sp Ed Extra Duty	200 Employee Benefits	3,170.26	3,336.99
10-1200-211-00-79-605-14-0000	Director Sp Ed TRS	200 Employee Benefits	2,460.25	2,589.64
10-1200-220-00-79-600-14-0000	Special Education Programs Ins	200 Employee Benefits	1,826,228.67	2,081,900.68
10-1400-211-03-71-305-13-0000	Business Teacher HS	200 Employee Benefits	4,751.39	5,001.27
10-1400-211-09-71-305-13-0000	Home Ec Teacher HS	200 Employee Benefits	3,492.55	3,676.23
10-1400-211-10-71-305-13-0000	Industrial Arts Teacher HS	200 Employee Benefits	3,446.28	3,627.53
10-1400-220-00-79-600-14-0000	CTE Programs Insurance	200 Employee Benefits	103,935.66	118,486.65
10-1500-220-00-79-600-14-0000	Interscholastic Prog Insurance	200 Employee Benefits	32,242.47	36,756.42

HUNTLEY COMMUNITY SCHOOL DISTRICT 158

FY26 Proposed Budget - Expenditure Detail By Account

Presented:

Account Number	Account Description	Object Type	FY25	FY26
10-1501-211-30-71-305-13-0000	Academic Team Sponsor HS	200 Employee Benefits	65.42	68.86
10-1501-211-30-72-225-13-0000	Academic Team Sponsor Marlowe	200 Employee Benefits	122.85	129.31
10-1501-211-30-74-215-13-0000	Academic Team Sponsor Heineman	200 Employee Benefits	108.50	114.21
10-1502-211-30-74-215-13-0000	TRS	200 Employee Benefits	28.73	30.24
10-1503-211-30-71-305-13-0000	Band Sponsor HS	200 Employee Benefits	106.90	112.52
10-1503-211-30-72-225-13-0000	Band Sponsor Marlowe	200 Employee Benefits	143.58	151.13
10-1503-211-30-74-215-13-0000	Band Sponsor Heineman	200 Employee Benefits	79.77	83.97
10-1504-211-30-71-305-15-0000	Baseball Coach HS	200 Employee Benefits	167.52	176.33
10-1505-211-30-71-305-15-0000	Basketball Boys Coach HS	200 Employee Benefits	735.52	774.20
10-1505-211-30-71-305-16-0000	Basketball Girls Coach HS	200 Employee Benefits	730.74	769.17
10-1505-211-30-72-225-15-0000	Basketball Boys Coach Marlowe	200 Employee Benefits	304.73	320.76
10-1505-211-30-72-225-16-0000	Basketball Girls Coach Marlowe	200 Employee Benefits	398.88	419.86
10-1505-211-30-74-215-15-0000	Basketball Boys Coach Heineman	200 Employee Benefits	408.44	429.92
10-1505-211-30-74-215-16-0000	Basketball Gls Coach Heineman	200 Employee Benefits	398.88	419.86
10-1506-211-30-71-305-13-0000	Cheerleading Sponsor HS	200 Employee Benefits	284.00	298.94
10-1506-211-30-72-225-13-0000	Cheer Sponsor Marlowe	200 Employee Benefits	86.15	90.68
10-1506-211-30-74-215-13-0000	Cheer Sponsor Heineman	200 Employee Benefits	86.15	90.68
10-1507-211-30-71-305-13-0000	Chorus Sponsor HS	200 Employee Benefits	79.77	83.97
10-1507-211-30-72-225-13-0000	Chorus Sponsor Marlowe	200 Employee Benefits	43.08	45.35
10-1507-211-30-74-215-13-0000	Chorus Sponsor Heineman	200 Employee Benefits	151.57	159.54
10-1508-211-30-71-305-13-0000	Color Guard Coach HS	200 Employee Benefits	35.10	36.95
10-1510-211-30-71-300-13-0000	Community Service Club	200 Employee Benefits	35.10	36.95
10-1511-211-30-71-305-15-0000	TRS/THIS	200 Employee Benefits	103.71	109.16
10-1511-211-30-71-305-16-0000	Cross Ctry Girls Coach HS	200 Employee Benefits	103.71	109.16
10-1511-211-30-72-225-13-0000	TRS/THIS	200 Employee Benefits	121.25	127.63
10-1511-211-30-74-215-13-0000	Cross Ctry Coach Heineman	200 Employee Benefits	126.04	132.67
10-1512-211-30-71-300-13-0000	Dance Club	200 Employee Benefits	28.73	30.24
10-1513-211-30-71-305-13-0000	FFA Sponsor THR	200 Employee Benefits	54.25	57.10
10-1514-211-30-71-305-15-0000	Football Coach HS	200 Employee Benefits	1,592.30	1,676.04
10-1515-211-30-71-305-15-0000	Golf Boys Coach HS	200 Employee Benefits	311.13	327.49

HUNTLEY COMMUNITY SCHOOL DISTRICT 158

FY26 Proposed Budget - Expenditure Detail By Account

Presented:

Account Number	Account Description	Object Type	FY25	FY26
10-1516-211-30-71-105-13-0000	Literary Club Leggee	200 Employee Benefits	35.10	36.95
10-1516-211-30-72-115-13-0000	Literary Club Chesak	200 Employee Benefits	78.17	82.28
10-1516-211-30-72-125-13-0000	Literary Club Martin	200 Employee Benefits	75.00	78.94
10-1516-211-30-72-225-13-0000	Literary Club Sponsor Marlowe	200 Employee Benefits	36.69	38.62
10-1516-211-30-74-145-14-0000	Literary Club Mackeben	200 Employee Benefits	39.89	41.99
10-1516-211-30-74-155-13-0000	Literary Club Conley	200 Employee Benefits	35.10	36.95
10-1516-211-30-74-215-13-0000	Literary Club Sponsor Heineman	200 Employee Benefits	35.10	36.95
10-1517-211-30-71-305-13-0000	Math Team Sponsor HS	200 Employee Benefits	54.25	57.10
10-1518-211-30-71-305-13-0000	TRS	200 Employee Benefits	28.73	30.24
10-1519-211-30-71-305-13-0000	TRS/THIS	200 Employee Benefits	28.73	30.24
10-1520-211-30-71-305-13-0000	Newspaper Sponsor HS	200 Employee Benefits	31.92	33.60
10-1521-211-30-71-305-13-0000	Pom Pons Sponsor HS	200 Employee Benefits	172.31	181.37
10-1522-211-30-72-225-13-0000	Science Club Sponsor Marlowe	200 Employee Benefits	36.69	38.62
10-1522-211-30-74-215-13-0000	Science Club Sponsor Heineman	200 Employee Benefits	39.89	41.99
10-1525-211-30-71-305-15-0000	Soccer Boys Coach HS	200 Employee Benefits	272.84	287.19
10-1525-211-30-71-305-16-0000	Soccer Girls Coach HS	200 Employee Benefits	279.21	293.89
10-1526-211-30-71-305-16-0000	Softball Girls Coach HS	200 Employee Benefits	387.71	408.10
10-1527-211-30-72-225-13-0000	Spanish Club Sponsor Marlowe	200 Employee Benefits	11.16	11.75
10-1527-211-30-74-215-13-0000	Spanish Club Sponsor Heineman	200 Employee Benefits	11.16	11.75
10-1528-211-30-71-305-13-0000	Speech Club Sponsor HS	200 Employee Benefits	212.20	223.36
10-1529-211-30-71-305-13-0000	Student Council Sponsor HS	200 Employee Benefits	43.08	45.35
10-1529-211-30-72-225-13-0000	Student Council Spons Marlowe	200 Employee Benefits	71.80	75.58
10-1529-211-30-74-215-13-0000	Student Council Spons Heineman	200 Employee Benefits	79.77	83.97
10-1530-211-30-71-305-15-0000	Tennis Boys Coach HS	200 Employee Benefits	193.06	203.21
10-1530-211-30-71-305-16-0000	Tennis Girls Coach HS	200 Employee Benefits	193.06	203.21
10-1531-211-30-74-215-13-0000	Theater Club Sponsor Heineman	200 Employee Benefits	82.96	87.32
10-1532-211-30-71-305-15-0000	Track Boys Coach HS	200 Employee Benefits	520.13	547.48
10-1532-211-30-71-305-16-0000	Track Girls Coach HS	200 Employee Benefits	387.71	408.10
10-1532-211-30-72-225-13-0000	Track Coach Marlowe	200 Employee Benefits	181.90	191.47
10-1532-211-30-74-215-13-0000	Track Coach Heineman	200 Employee Benefits	247.30	260.31

HUNTLEY COMMUNITY SCHOOL DISTRICT 158

FY26 Proposed Budget - Expenditure Detail By Account

Presented:

Account Number	Account Description	Object Type	FY25	FY26
10-1533-211-30-71-305-13-0000	VICA Sponsor HS	200 Employee Benefits	35.10	36.95
10-1534-211-30-71-305-16-0000	Volleyball Girls Coach HS	200 Employee Benefits	587.14	618.02
10-1534-211-30-72-225-16-0000	TRS/THIS	200 Employee Benefits	311.13	327.49
10-1534-211-30-74-215-13-0000	TRS/THIS	200 Employee Benefits	229.76	241.84
10-1534-211-30-74-215-16-0000	Volleyball Coach Heineman	200 Employee Benefits	92.54	97.41
10-1535-211-30-71-305-15-0000	Wrestling Coach HS	200 Employee Benefits	333.46	351.00
10-1535-211-30-72-225-15-0000	Wrestling Coach Marlowe	200 Employee Benefits	284.00	298.94
10-1535-211-30-74-215-15-0000	TRS/THIS	200 Employee Benefits	276.02	290.54
10-1536-211-30-72-225-13-0000	WYSE Marlowe	200 Employee Benefits	11.16	11.75
10-1536-211-30-74-215-13-0000	WYSE Heineman	200 Employee Benefits	11.16	11.75
10-1537-211-30-71-305-13-0000	Yearbook Sponsor HS	200 Employee Benefits	94.13	99.08
10-1537-211-30-72-225-13-0000	TRS/THIS	200 Employee Benefits	28.73	30.24
10-1537-211-30-74-215-13-0000	Yearbook Sponsor Heineman	200 Employee Benefits	28.73	30.24
10-1540-211-30-71-305-13-0000	Class Sponsors HS	200 Employee Benefits	135.62	142.75
10-1540-211-30-72-225-14-0000	Team Leaders Marlowe	200 Employee Benefits	1,244.49	1,309.94
10-1540-211-30-74-215-14-0000	Team Leaders Heineman	200 Employee Benefits	922.20	970.70
10-1541-211-30-72-225-13-0000	Beta Club Sponsor Marlowe	200 Employee Benefits	22.34	23.51
10-1541-211-30-74-215-13-0000	Beta Club Sponsor Heineman	200 Employee Benefits	79.77	83.97
10-1542-211-30-71-305-14-0000	Head Play Director	200 Employee Benefits	86.15	90.68
10-1542-211-30-72-220-14-0000	Play Director Marlowe	200 Employee Benefits	106.90	112.52
10-1542-211-30-74-210-14-0000	TRS	200 Employee Benefits	71.80	75.58
10-1543-211-00-71-305-13-0000	Activities Dir Retire HS	200 Employee Benefits	35,405.69	37,267.73
10-1544-211-00-72-225-13-0000	Homework Club Marlowe THR	200 Employee Benefits	646.18	680.16
10-1544-211-00-74-215-13-0000	Homework Club Heineman	200 Employee Benefits	430.78	453.44
10-1545-211-30-71-300-14-0000	Musical Director HS	200 Employee Benefits	440.36	463.52
10-1545-211-30-72-220-14-0000	TRS	200 Employee Benefits	161.15	169.63
10-1545-211-30-74-210-14-0000	TRS	200 Employee Benefits	94.13	99.08
10-1547-211-30-71-300-13-0000	Bowling-Girls	200 Employee Benefits	82.96	87.32
10-1547-211-30-74-215-13-0000	Bowling-Girls	200 Employee Benefits	28.73	30.24
10-1598-211-00-79-600-14-0000	Atwood Salaries	200 Employee Benefits	623.84	656.65

HUNTLEY COMMUNITY SCHOOL DISTRICT 158

FY26 Proposed Budget - Expenditure Detail By Account

Presented:

Account Number	Account Description	Object Type	FY25	FY26
10-1599-211-00-79-600-14-0000	Summer Camp Salaries	200 Employee Benefits	1,649.75	1,736.51
10-1600-211-00-79-605-14-0000	Summer School TRS	200 Employee Benefits	7,316.96	7,701.77
10-1600-211-89-79-605-14-0000	Title I Salaries TRS	200 Employee Benefits	0.17	0.18
10-1650-211-00-79-605-14-0000	Gifted TRS	200 Employee Benefits	4,030.22	4,242.18
10-1650-220-00-79-600-14-0000	Gifted Programs Insurance	200 Employee Benefits	53,295.44	60,756.80
10-1700-211-21-71-300-13-0000	Drivers Ed Teacher HS	200 Employee Benefits	3,130.36	3,294.99
10-1700-220-00-79-600-14-0000	Drivers Education Prog Ins	200 Employee Benefits	14,495.38	16,524.73
10-1800-211-00-79-600-14-0000	TRS	200 Employee Benefits	92.54	97.41
10-1800-211-00-79-605-14-0000	ESL/TBE Salary	200 Employee Benefits	18,329.09	19,293.05
10-1800-220-00-79-600-14-0000	Bilingual Programs Insurance	200 Employee Benefits	141,592.62	161,415.59
10-1100-382-00-79-600-14-0000	Regular Education W/C Ins	300 Purchased Services	96,864.22	103,741.58
10-1100-390-89-79-605-14-0000	Title I Purchased Services	300 Purchased Services	60,790.00	60,790.00
10-1101-310-00-79-605-14-0000	Substitute Teacher-Contracted	300 Purchased Services	400,000.00	572,500.00
10-1110-323-00-71-100-13-0000	Repairs & Maintenance Leggee	300 Purchased Services	3,000.00	3,000.00
10-1110-323-00-72-110-13-0000	Repairs & Maintenance Chesak	300 Purchased Services	2,893.00	2,893.00
10-1110-323-00-72-120-13-0000	Repairs Martin	300 Purchased Services	3,954.00	3,954.00
10-1110-323-00-74-140-13-0000	Repairs & Maintenance Mackeben	300 Purchased Services	800.00	800.00
10-1110-323-00-74-150-13-0000	Repairs Conley	300 Purchased Services	1,500.00	1,500.00
10-1110-332-00-71-100-13-0000	Teacher Travel Leggee	300 Purchased Services	500.00	500.00
10-1110-332-00-72-110-13-0000	Teacher Travel Chesak	300 Purchased Services	4,986.00	4,986.00
10-1110-332-00-72-120-13-0000	Teacher Travel Martin	300 Purchased Services	3,984.00	3,984.00
10-1120-323-00-72-220-13-0000	Repairs Marlowe	300 Purchased Services	3,485.00	3,485.00
10-1120-323-00-74-210-13-0000	Repairs & Maintenance HMS	300 Purchased Services	7,000.00	7,000.00
10-1120-323-02-72-220-13-0000	Instrument Repair Marlowe	300 Purchased Services	15,000.00	15,000.00
10-1120-332-00-72-220-13-0000	Teacher Travel Marlowe	300 Purchased Services	2,500.00	2,500.00
10-1120-332-00-74-210-13-0000	Teacher Travel Heineman	300 Purchased Services	4,600.00	4,600.00
10-1120-360-00-72-220-13-0000	Printing Marlowe	300 Purchased Services	2,615.00	2,615.00
10-1120-360-00-74-210-13-0000	Printing Heineman	300 Purchased Services	2,500.00	2,500.00
10-1120-390-00-72-220-13-0000	Marlowe Purchased Service	300 Purchased Services	2,006.00	2,006.00
10-1120-390-00-74-210-13-0000	Heineman Purchased Service	300 Purchased Services	800.00	800.00

HUNTLEY COMMUNITY SCHOOL DISTRICT 158

FY26 Proposed Budget - Expenditure Detail By Account

Presented:

Account Number	Account Description	Object Type	FY25	FY26
10-1120-390-02-74-210-13-0000	Heineman Fine Arts Pur Svc	300 Purchased Services	2,000.00	2,000.00
10-1120-399-00-72-220-13-0000	Student Field Trips	300 Purchased Services	5,000.00	5,000.00
10-1120-399-00-74-210-13-0000	Student Field Trips	300 Purchased Services	1,700.00	1,700.00
10-1125-332-00-79-600-14-0000	Travel Preschool	300 Purchased Services	400.00	400.00
10-1125-382-00-79-600-14-0000	Pre-K Programs W/C Ins	300 Purchased Services	7,349.06	7,870.84
10-1125-390-90-79-600-14-0000	Purchased Serv Parent-Tot	300 Purchased Services	7,110.00	7,110.00
10-1125-390-97-79-600-14-0000	All Children Purchased Service	300 Purchased Services	7,065.00	7,065.00
10-1130-310-00-71-300-13-0000	General Pur Svcs HS	300 Purchased Services	30,000.00	30,000.00
10-1130-314-06-71-305-13-0000	Alternative School	300 Purchased Services	125,000.00	90,000.00
10-1130-323-00-71-300-13-0000	Repairs HS	300 Purchased Services	30,000.00	30,000.00
10-1130-332-00-71-300-13-0000	Teacher Travel HS	300 Purchased Services	10,000.00	10,000.00
10-1130-335-00-71-300-13-0000	Curriculum/FVC Competitions	300 Purchased Services	2,000.00	2,000.00
10-1130-390-67-71-300-13-0000	PLTW Pur Svc 6-12	300 Purchased Services	20,000.00	20,000.00
10-1200-310-66-71-300-13-0000	STEP Purchased Services	300 Purchased Services	50,000.00	50,000.00
10-1200-314-92-79-600-14-0000	IDEA Homebound/Hosp Tutoring	300 Purchased Services	213,600.00	213,600.00
10-1200-332-00-79-600-14-0000	Travel Sp Ed	300 Purchased Services	18,000.00	18,000.00
10-1200-382-00-79-600-14-0000	Special Education W/C Ins	300 Purchased Services	47,419.78	50,786.58
10-1225-390-95-79-600-14-0000	ECE Purchased Services	300 Purchased Services	595.00	595.00
10-1400-310-00-74-305-13-0000	Voc Ed Tuition	300 Purchased Services	45,000.00	45,000.00
10-1400-323-00-71-300-13-0000	Voc Ed Repairs HS	300 Purchased Services	1,500.00	1,500.00
10-1400-382-00-79-600-14-0000	Career & Tech Ed W/C Ins	300 Purchased Services	2,800.98	2,999.85
10-1412-310-63-71-300-14-0000	CTEI Purchased Service	300 Purchased Services	18,496.00	18,496.00
10-1500-310-00-71-300-13-0000	Supervision HS	300 Purchased Services	5,200.00	5,200.00
10-1500-319-00-71-300-13-0000	Sports Officials HS	300 Purchased Services	37,243.00	37,243.00
10-1500-319-00-72-220-13-0000	Sports Officials Marlowe	300 Purchased Services	4,980.00	4,980.00
10-1500-319-00-74-210-13-0000	Sports Officials Heineman	300 Purchased Services	6,000.00	6,000.00
10-1500-320-00-71-300-13-0000	HHS Athletics Grounds Svcs	300 Purchased Services	7,000.00	7,000.00
10-1500-323-00-71-300-13-0000	Reconditioning	300 Purchased Services	15,394.00	15,394.00
10-1500-332-00-71-300-13-0000	Athletic Trips HS	300 Purchased Services	12,000.00	12,000.00
10-1500-332-00-72-220-13-0000	Athletic Travel Marlowe	300 Purchased Services	5,977.00	5,977.00

HUNTLEY COMMUNITY SCHOOL DISTRICT 158

FY26 Proposed Budget - Expenditure Detail By Account

Presented:

Account Number	Account Description	Object Type	FY25	FY26
10-1500-332-00-74-210-13-0000	Athletic Travel Heineman	300 Purchased Services	4,130.00	4,130.00
10-1500-335-00-71-300-13-0000	Conference Travel HS	300 Purchased Services	35,000.00	35,000.00
10-1500-335-00-72-220-13-0000	Conference Travel Marlowe	300 Purchased Services	1,206.00	1,206.00
10-1500-335-00-74-210-13-0000	Conference Travel Heineman	300 Purchased Services	1,000.00	1,000.00
10-1500-382-00-79-600-14-0000	Interscholastic Prog W/C Ins	300 Purchased Services	6,607.25	7,076.36
10-1500-390-00-71-300-13-0000	Student Drug Testing	300 Purchased Services	29,445.00	29,445.00
10-1531-319-00-71-300-13-0000	Theater Royalties	300 Purchased Services	4,500.00	4,500.00
10-1543-310-00-71-305-13-0000	Activities Judges/Officials	300 Purchased Services	4,200.00	4,200.00
10-1543-332-00-71-305-13-0000	Activities Travel	300 Purchased Services	10,000.00	10,000.00
10-1650-382-00-79-600-14-0000	Gifted Programs W/C Ins	300 Purchased Services	2,074.53	2,221.82
10-1700-323-21-71-300-13-0000	Driver Ed Repair & Maintenance	300 Purchased Services	3,000.00	3,000.00
10-1700-382-00-79-600-14-0000	Drivers Education Prog W/C	300 Purchased Services	855.64	916.39
10-1800-332-00-79-600-14-0000	Bilingual Travel	300 Purchased Services	843.00	843.00
10-1800-382-00-79-600-14-0000	Bilingual Programs W/C Ins	300 Purchased Services	3,422.57	3,665.57
10-1100-410-56-79-605-14-0000	RtI Materials 6-12	400 Supplies & Materials	25,000.00	25,000.00
10-1100-410-81-74-500-14-0000	ADA Block Curriculum materials	400 Supplies & Materials	503.00	503.00
10-1100-421-00-74-500-14-0000	Materials 6-12	400 Supplies & Materials	130,000.00	96,200.00
10-1100-423-00-74-500-14-0000	New Adoption 6-12	400 Supplies & Materials	1,151,931.00	500,000.00
10-1110-410-00-71-100-13-0000	Inst Supplies Leggee	400 Supplies & Materials	40,070.00	40,070.00
10-1110-410-00-72-110-13-0000	Inst Supplies Chesak	400 Supplies & Materials	28,446.00	28,446.00
10-1110-410-00-72-120-13-0000	Inst Supplies Martin	400 Supplies & Materials	34,910.00	34,910.00
10-1110-410-00-74-140-13-0000	Inst Supplies Mackeben	400 Supplies & Materials	29,161.00	29,161.00
10-1110-410-00-74-150-13-0000	Inst Supplies Conley	400 Supplies & Materials	27,653.00	34,653.00
10-1110-410-02-71-100-13-0000	Art Supplies Leggee	400 Supplies & Materials	4,500.00	4,500.00
10-1110-410-02-72-110-13-0000	Art Supplies Chesak	400 Supplies & Materials	2,992.00	2,992.00
10-1110-410-02-72-120-13-0000	Art Supplies Martin	400 Supplies & Materials	4,482.00	4,482.00
10-1110-410-02-74-140-13-0000	Mackeben Art Supplies	400 Supplies & Materials	900.00	900.00
10-1110-410-02-74-150-13-0000	Art Supplies Conley	400 Supplies & Materials	1,200.00	1,200.00
10-1110-410-12-72-100-13-0000	Music Supplies Leggee	400 Supplies & Materials	3,000.00	3,000.00
10-1110-410-12-72-120-13-0000	Music SuppliesMartin	400 Supplies & Materials	3,896.00	3,896.00

HUNTLEY COMMUNITY SCHOOL DISTRICT 158

FY26 Proposed Budget - Expenditure Detail By Account

Presented:

Account Number	Account Description	Object Type	FY25	FY26
10-1110-410-12-74-110-13-0000	Music Supplies	400 Supplies & Materials	598.00	598.00
10-1110-410-12-74-140-13-0000	Mackeben Music Supplies	400 Supplies & Materials	900.00	900.00
10-1110-410-12-74-150-13-0000	Conley Music Supplies	400 Supplies & Materials	3,600.00	3,600.00
10-1110-410-50-72-110-13-0000	PE Supplies Chesak	400 Supplies & Materials	598.00	598.00
10-1110-410-50-72-120-13-0000	PE Supplies Martin	400 Supplies & Materials	996.00	996.00
10-1110-410-50-74-100-14-0000	PE Supplies Leggee	400 Supplies & Materials	1,000.00	1,000.00
10-1110-410-50-74-140-14-0000	Mackeben PE Supplies	400 Supplies & Materials	900.00	900.00
10-1110-410-50-74-150-13-0000	Conley PE Supplies	400 Supplies & Materials	1,200.00	1,200.00
10-1120-410-00-72-220-13-0000	Inst Supplies Marlowe	400 Supplies & Materials	44,736.00	44,736.00
10-1120-410-00-74-210-13-0000	Inst Supplies Heineman	400 Supplies & Materials	24,973.00	24,973.00
10-1120-410-02-72-220-13-0000	Art Supplies Marlowe	400 Supplies & Materials	6,000.00	6,000.00
10-1120-410-02-74-210-13-0000	Art Supplies Heineman	400 Supplies & Materials	3,279.00	3,279.00
10-1120-410-06-72-220-13-0000	Foreign Lang Supplies Marlowe	400 Supplies & Materials	400.00	400.00
10-1120-410-06-74-210-13-0000	Foreign Lang Supplies Heineman	400 Supplies & Materials	600.00	600.00
10-1120-410-08-72-220-13-0000	Health Supplies Marlowe	400 Supplies & Materials	471.00	471.00
10-1120-410-08-74-210-13-0000	Health Supplies Heineman	400 Supplies & Materials	700.00	700.00
10-1120-410-09-72-220-13-0000	Home Ec Marlowe	400 Supplies & Materials	5,500.00	5,500.00
10-1120-410-09-74-210-13-0000	Home Ec Heineman	400 Supplies & Materials	4,966.00	4,966.00
10-1120-410-12-72-220-13-0000	Chorus/Band Supplies Marlowe	400 Supplies & Materials	3,000.00	3,000.00
10-1120-410-12-74-210-13-0000	Chorus/Band Supplies Heineman	400 Supplies & Materials	19,099.00	19,099.00
10-1120-410-13-72-220-06-0000	Marlowe Science Supplies 6	400 Supplies & Materials	3,329.00	3,329.00
10-1120-410-13-72-220-07-0000	Marlowe Science Supplies 7	400 Supplies & Materials	3,329.00	3,329.00
10-1120-410-13-72-220-08-0000	Marlowe Science Supplies 8	400 Supplies & Materials	3,329.00	3,329.00
10-1120-410-13-74-210-06-0000	Heineman Science Supplies 6	400 Supplies & Materials	2,086.00	2,086.00
10-1120-410-13-74-210-07-0000	Heineman Science Supplies 7	400 Supplies & Materials	2,086.00	2,086.00
10-1120-410-13-74-210-08-0000	Heineman Science Supplies 8	400 Supplies & Materials	2,086.00	2,086.00
10-1120-410-22-72-220-13-0000	Tech Lab Supplies Marlowe	400 Supplies & Materials	2,044.00	2,044.00
10-1120-410-22-74-210-13-0000	PLTW Supplies Heineman	400 Supplies & Materials	800.00	800.00
10-1120-410-50-72-220-13-0000	PE Supplies Marlowe	400 Supplies & Materials	7,191.00	7,191.00
10-1120-410-50-74-210-13-0000	PE Supplies Heineman	400 Supplies & Materials	1,093.00	1,093.00

HUNTLEY COMMUNITY SCHOOL DISTRICT 158

FY26 Proposed Budget - Expenditure Detail By Account

Presented:

Account Number	Account Description	Object Type	FY25	FY26
10-1120-410-80-72-220-13-0000	PBIS	400 Supplies & Materials	2,980.00	2,980.00
10-1120-412-50-72-220-13-0000	PE Uniforms Marlowe	400 Supplies & Materials	13,822.00	13,822.00
10-1120-412-50-74-210-13-0000	PE Uniforms Heineman	400 Supplies & Materials	6,000.00	6,000.00
10-1120-490-00-72-220-13-0000	Instruc Coach/1:1 Supplies MMS	400 Supplies & Materials	4,500.00	4,500.00
10-1120-490-02-72-220-13-0000	Marlowe Fine Arts Supplies	400 Supplies & Materials	20,000.00	20,000.00
10-1120-490-02-74-210-13-0000	Heineman Fine Arts Supplies	400 Supplies & Materials	11,000.00	11,000.00
10-1125-410-00-79-600-14-0000	Copier Paper & Toner Preschool	400 Supplies & Materials	2,000.00	2,000.00
10-1125-410-90-79-600-14-0000	Supplies Parent-Tot	400 Supplies & Materials	3,232.00	3,232.00
10-1125-410-97-79-600-14-0000	All Children Supplies	400 Supplies & Materials	20,659.00	20,659.00
10-1125-415-90-79-600-14-0000	Food Supplies Parent-Tot	400 Supplies & Materials	100.00	100.00
10-1125-490-00-79-600-14-0000	Supplies Preschool	400 Supplies & Materials	4,748.00	4,748.00
10-1130-410-00-71-300-13-0000	Inst Supplies HS	400 Supplies & Materials	18,000.00	18,000.00
10-1130-410-02-71-300-13-0000	Art Supplies HS	400 Supplies & Materials	20,000.00	20,000.00
10-1130-410-05-71-300-13-0000	English Supplies HS	400 Supplies & Materials	3,000.00	3,000.00
10-1130-410-06-71-300-13-0000	World Languages Supplies HS	400 Supplies & Materials	2,000.00	2,000.00
10-1130-410-08-71-300-13-0000	Health Supplies HS	400 Supplies & Materials	600.00	600.00
10-1130-410-11-71-300-13-0000	Math Supplies HS	400 Supplies & Materials	3,000.00	3,000.00
10-1130-410-12-71-300-13-0000	Music Supplies HS	400 Supplies & Materials	32,000.00	32,000.00
10-1130-410-13-71-300-13-0000	Science Supplies HS	400 Supplies & Materials	20,000.00	20,000.00
10-1130-410-15-71-300-13-0000	Social Studies Supplies HS	400 Supplies & Materials	3,000.00	3,000.00
10-1130-410-31-71-300-13-0000	Blended Learning Supplies	400 Supplies & Materials	500.00	500.00
10-1130-410-32-71-305-09-0000	Student Services (PODS) Supplies	400 Supplies & Materials	3,000.00	3,000.00
10-1130-410-33-71-305-13-0000	Academies Supplies	400 Supplies & Materials	10,000.00	10,000.00
10-1130-410-50-71-300-13-0000	Wellness Supplies HS	400 Supplies & Materials	4,000.00	4,000.00
10-1130-410-59-71-300-14-0000	HS Special Ed Supplies	400 Supplies & Materials	3,000.00	3,000.00
10-1130-410-67-71-300-13-0000	PLTW Supplies 6-12	400 Supplies & Materials	75,000.00	75,000.00
10-1130-410-85-79-605-14-0000	Title IV Supplies	400 Supplies & Materials	13,169.00	13,169.00
10-1130-420-00-71-300-13-0000	HS Curriculum Textbooks	400 Supplies & Materials	40,000.00	40,000.00
10-1130-490-00-71-300-13-0000	Instructional Coaching Supplies HS	400 Supplies & Materials	1,000.00	1,000.00
10-1130-490-02-71-300-13-0000	High School Fine Arts/PAC Supplies	400 Supplies & Materials	20,000.00	20,000.00

HUNTLEY COMMUNITY SCHOOL DISTRICT 158

FY26 Proposed Budget - Expenditure Detail By Account

Presented:

Account Number	Account Description	Object Type	FY25	FY26
10-1200-410-00-79-600-14-0000	Supplies Sp Ed	400 Supplies & Materials	10,000.00	10,000.00
10-1200-410-66-71-300-13-0000	STEP Supplies	400 Supplies & Materials	60,000.00	60,000.00
10-1200-410-92-79-600-14-0000	IDEA Instructional Supplies	400 Supplies & Materials	485,776.00	485,776.00
10-1200-490-00-74-150-13-0000	Other Supplies Conley	400 Supplies & Materials	3,000.00	3,000.00
10-1225-410-95-79-600-14-0000	ECE Instr Supplies	400 Supplies & Materials	13,789.00	13,789.00
10-1400-410-03-71-300-13-0000	Business Supplies	400 Supplies & Materials	5,000.00	5,000.00
10-1400-410-09-71-300-13-0000	Family Consumer Science HS	400 Supplies & Materials	8,000.00	8,000.00
10-1400-410-10-71-300-13-0000	Ind Arts Supplies	400 Supplies & Materials	5,000.00	5,000.00
10-1400-410-62-71-300-13-0000	Co-Op Supplies	400 Supplies & Materials	1,000.00	1,000.00
10-1400-490-64-71-305-13-0000	Perkins Grant Supplies	400 Supplies & Materials	21,305.00	21,305.00
10-1412-410-63-71-300-14-0000	CTEI Supplies	400 Supplies & Materials	15,562.00	15,562.00
10-1500-410-00-71-300-13-0000	Training/Athletic Supplies HS	400 Supplies & Materials	39,294.00	44,294.00
10-1500-410-00-72-220-13-0000	Training Supplies Marlowe	400 Supplies & Materials	1,492.00	1,492.00
10-1500-410-00-74-210-13-0000	Training Supplies Heineman	400 Supplies & Materials	4,000.00	4,000.00
10-1500-411-00-71-300-13-0000	Awards HS	400 Supplies & Materials	5,000.00	5,000.00
10-1500-411-00-74-210-13-0000	Awards Heineman	400 Supplies & Materials	1,100.00	1,100.00
10-1500-412-00-71-300-13-0000	Uniforms HS	400 Supplies & Materials	22,000.00	22,000.00
10-1500-412-00-72-220-13-0000	Uniforms Marlowe	400 Supplies & Materials	3,490.00	3,490.00
10-1500-412-00-74-210-13-0000	Uniforms Heineman	400 Supplies & Materials	6,000.00	6,000.00
10-1500-490-00-71-300-13-0000	Team Sports HHS	400 Supplies & Materials	33,710.00	33,710.00
10-1501-410-00-72-220-13-0000	Scholastic Bowl Supplies	400 Supplies & Materials	199.00	199.00
10-1505-410-00-72-220-15-0000	Basketball Boys Supplies Marl	400 Supplies & Materials	199.00	199.00
10-1505-410-00-72-220-16-0000	Basketball Girls Supplies Marl	400 Supplies & Materials	199.00	199.00
10-1505-410-00-74-210-15-0000	Basketball Boys Supplies Heine	400 Supplies & Materials	100.00	100.00
10-1505-410-00-74-210-16-0000	Basketball Gls Supplies Heine	400 Supplies & Materials	100.00	100.00
10-1506-410-00-72-220-13-0000	Cheerleading Supplies Marlowe	400 Supplies & Materials	199.00	199.00
10-1511-410-00-74-210-13-0000	Cross Ctry Supplies Heineman	400 Supplies & Materials	100.00	100.00
10-1514-410-00-71-300-15-0000	Football Boys Supplies HS	400 Supplies & Materials	14,918.00	14,918.00
10-1520-410-30-71-305-13-0000	HS Newspaper Supplies	400 Supplies & Materials	6,000.00	6,000.00
10-1521-410-00-72-220-13-0000	Pom Pon Supplies Marlowe	400 Supplies & Materials	199.00	199.00

HUNTLEY COMMUNITY SCHOOL DISTRICT 158

FY26 Proposed Budget - Expenditure Detail By Account

Presented:

Account Number	Account Description	Object Type	FY25	FY26
10-1532-410-00-72-220-13-0000	Track Supplies Marlowe	400 Supplies & Materials	199.00	199.00
10-1532-410-00-74-210-13-0000	Track Supplies Heineman	400 Supplies & Materials	400.00	400.00
10-1534-410-00-72-220-16-0000	Volleyball Supplies Marlowe	400 Supplies & Materials	199.00	199.00
10-1534-410-00-74-210-16-0000	Volleyball Supplies Heineman	400 Supplies & Materials	100.00	100.00
10-1535-410-00-72-220-15-0000	Wrestling Supplies Marlowe	400 Supplies & Materials	199.00	199.00
10-1535-410-00-74-210-15-0000	Wrestling Supplies Heineman	400 Supplies & Materials	100.00	100.00
10-1538-410-00-71-305-13-0000	TV Production Supplies	400 Supplies & Materials	5,000.00	5,000.00
10-1543-410-00-71-305-13-0000	Activities Awards	400 Supplies & Materials	1,800.00	1,800.00
10-1551-410-00-71-300-15-0000	Swimming Sup HS-Boys	400 Supplies & Materials	10,000.00	10,000.00
10-1551-410-00-71-300-16-0000	Swimming HS-Girls	400 Supplies & Materials	10,000.00	10,000.00
10-1558-410-00-71-300-13-0000	VEI Supplies HS	400 Supplies & Materials	11,613.00	11,613.00
10-1600-410-00-79-600-14-0000	Copier Paper & Toner Summer Sc	400 Supplies & Materials	7,850.00	7,850.00
10-1600-410-89-79-605-14-0000	Title I Supplies	400 Supplies & Materials	18,783.00	18,783.00
10-1610-410-00-79-600-14-0000	Supplies Summer School	400 Supplies & Materials	3,295.00	3,295.00
10-1700-410-21-71-300-13-0000	Driver Ed Supplies HS	400 Supplies & Materials	600.00	600.00
10-1700-464-21-71-300-13-0000	Driver Education Gasoline	400 Supplies & Materials	8,000.00	8,000.00
10-1800-410-82-79-605-14-0000	TBE/TPI Instructional Supplies	400 Supplies & Materials	70,000.00	70,000.00
10-1800-410-84-79-605-14-0000	Title III LIPLEPS Supplies	400 Supplies & Materials	49,756.00	49,756.00
10-1700-540-21-71-300-13-0000	Driver Education Vehicle	500 Capital Outlay	20,000.00	10,000.00
10-1110-640-00-72-110-13-0000	Teacher Dues & Fees Chesak	600 Other Objects	199.00	199.00
10-1110-640-00-74-140-13-0000	Teacher Dues & Fees Mackeben	600 Other Objects	200.00	200.00
10-1120-640-00-72-220-13-0000	Teacher Dues & Fees Marlowe	600 Other Objects	396.00	396.00
10-1130-640-00-71-300-13-0000	Teacher Dues & Fees HS	600 Other Objects	1,500.00	1,500.00
10-1500-640-00-71-300-13-0000	Sports Dues & Fees HS	600 Other Objects	4,600.00	50,000.00
10-1500-640-00-72-220-13-0000	Sports Dues & Fees Marlowe	600 Other Objects	1,494.00	1,494.00
10-1500-640-00-74-210-13-0000	Sports Dues & Fees Heineman	600 Other Objects	1,800.00	1,800.00
10-1543-640-00-71-305-13-0000	Activities Fees	600 Other Objects	7,500.00	7,500.00
10-1999-690-00-79-600-14-0000	Activity Accounts	600 Other Objects	1,000,000.00	1,000,000.00
10-1110-710-00-71-100-13-0000	Non-Cap Eqpt Leggee	700 Non-Capitalized Equipmen	15,000.00	15,000.00
10-1120-710-00-72-220-13-0000	Marlowe Non-Capitalized Eqpt	700 Non-Capitalized Equipmen	9,949.00	9,949.00

HUNTLEY COMMUNITY SCHOOL DISTRICT 158

FY26 Proposed Budget - Expenditure Detail By Account

Presented:

Account Number	Account Description	Object Type	FY25	FY26
10-1200-710-92-79-600-14-0000	IDEA Instructional Non-Cap Eqp	700 Non-Capitalized Equipmen	100,000.00	100,000.00
10-1400-710-64-71-305-13-0000	Perkins Grant Non-Cap Eqpt	700 Non-Capitalized Equipmen	17,056.00	17,056.00
10-2110-110-71-79-600-14-0000	ARP CP Soc Worker Salary	100 Salaries	65,971.45	-
10-2113-110-00-79-605-14-0000	Social Worker Salary	100 Salaries	1,662,686.80	2,066,711.00
10-2114-113-00-79-505-14-0000	Registration Salaries	100 Salaries	119,283.74	121,619.48
10-2114-120-00-79-505-14-0000	Registration Temp Salaries	100 Salaries	75.57	-
10-2114-130-00-79-505-14-0000	Registration Overtime	100 Salaries	8.18	-
10-2114-140-00-79-505-14-0000	Vacation-Registration Office	100 Salaries	1,071.24	-
10-2121-110-00-71-305-13-0000	Guidance HS	100 Salaries	701,539.54	865,643.02
10-2121-110-00-72-225-13-0000	Guidance Marlowe	100 Salaries	252,454.41	309,871.33
10-2121-110-00-74-215-13-0000	Guidance Heineman	100 Salaries	183,370.82	199,312.62
10-2134-110-00-79-605-14-0000	Health Salary	100 Salaries	750,830.50	950,725.00
10-2134-130-00-79-605-14-0000	Health Overtime	100 Salaries	521.10	8,881.62
10-2137-110-00-79-605-14-0000	Physical Therapy Salary	100 Salaries	241,651.12	301,031.22
10-2138-110-00-79-605-14-0000	Occupational Therapy Salary	100 Salaries	894,337.04	1,143,403.55
10-2140-110-00-79-605-14-0000	Psychologist Salary	100 Salaries	914,381.48	755,725.00
10-2150-110-00-79-605-14-0000	Speech Pathologist Salary	100 Salaries	1,699,706.38	2,197,971.97
10-2190-110-00-79-605-14-0000	Student Supervision	100 Salaries	231,000.00	382,883.76
10-2190-112-00-79-605-14-0000	Lunchroom/Elementary Supervisor	100 Salaries	337,521.86	390,669.00
10-2190-127-00-79-605-14-0000	Spanish Interpreter	100 Salaries	4,402.56	-
10-2210-110-00-71-305-13-0000	Data Analyst HHS	100 Salaries	-	47,840.00
10-2210-110-00-79-600-14-0000	TOSA - Teacher on Special Assignment	100 Salaries	377,937.76	128,126.09
10-2210-110-97-79-600-14-0000	All Children Prof Dev Sal	100 Salaries	14,123.39	26,568.90
10-2210-127-82-71-300-14-0000	T Bilingual Instr Stipends	100 Salaries	25,288.85	12,345.64
10-2211-110-00-79-600-14-0000	Instructional Coaches	100 Salaries	1,721,808.87	1,217,366.64
10-2212-110-00-79-505-14-0000	Director of Curr & Inst	100 Salaries	550,112.70	601,901.00
10-2212-119-00-79-605-14-0000	Curriculum Duty	100 Salaries	109,192.50	54,695.81
10-2212-124-00-79-605-14-0000	Mentoring	100 Salaries	40,875.69	29,497.50
10-2212-140-00-79-505-14-0000	Vacation-Director of C&I	100 Salaries	2,731.31	-
10-2213-119-00-79-600-14-0000	Special Svcs Duty Pay	100 Salaries	5,497.87	326.98

HUNTLEY COMMUNITY SCHOOL DISTRICT 158

FY26 Proposed Budget - Expenditure Detail By Account

Presented:

Account Number	Account Description	Object Type	FY25	FY26
10-2213-119-67-71-300-13-0000	PLTW Teacher Duty Pay	100 Salaries	25,115.68	-
10-2213-127-00-79-600-14-0000	Special Svcs Proctor Stipends	100 Salaries	0.11	-
10-2220-110-00-79-605-14-0000	Media Specialist Salary	100 Salaries	279,761.28	186,285.00
10-2220-112-00-79-605-14-0000	Media Aide Wages	100 Salaries	728,344.44	755,823.87
10-2223-110-00-79-605-14-0000	PAC Director Salary	100 Salaries	108,972.02	109,998.72
10-2223-123-00-71-605-14-0000	PAC Salaries	100 Salaries	4,889.47	-
10-2223-140-00-79-605-14-0000	Vacation-PAC Director	100 Salaries	617.01	-
10-2300-110-71-79-600-14-0000	ARP CP Support Svcs Salary	100 Salaries	115,450.04	-
10-2300-113-97-79-600-14-0000	All Children Clerical Salary	100 Salaries	5,421.00	8,280.00
10-2321-110-00-79-505-14-0000	Superintendent Salary	100 Salaries	233,499.74	232,675.00
10-2321-113-00-79-505-14-0000	Supt Office Salary	100 Salaries	90,052.79	121,232.25
10-2321-130-00-79-505-14-0000	Supt Office Overtime	100 Salaries	3,606.49	2,718.93
10-2321-140-00-79-505-14-0000	Vacation-Supt Office	100 Salaries	10,559.89	-
10-2322-113-00-79-505-14-0000	Director Admin Services	100 Salaries	-	69,988.77
10-2323-110-00-79-505-14-0000	Assoc Supt Salary Elem & MS/HS	100 Salaries	315,000.00	331,148.25
10-2323-113-00-79-505-14-0000	Curr & Inst Office Salary & CSO	100 Salaries	171,246.46	216,515.15
10-2323-140-00-79-505-14-0000	Vacation-Curr & Inst Office	100 Salaries	2,578.50	-
10-2325-110-00-79-605-14-0000	Comm & Public Engmt Salary	100 Salaries	148,789.71	175,948.21
10-2410-110-00-71-105-13-0000	Principal Salary Leggee	100 Salaries	136,931.11	139,337.79
10-2410-110-00-71-305-13-0000	Principal Salary HS	100 Salaries	160,957.39	179,298.26
10-2410-110-00-72-115-13-0000	Principal Salary Chesak	100 Salaries	143,109.65	116,142.21
10-2410-110-00-72-125-13-0000	Principal Salary Martin	100 Salaries	124,504.45	122,319.53
10-2410-110-00-72-225-13-0000	Principal Salary Marlowe	100 Salaries	108,948.12	112,750.00
10-2410-110-00-74-145-13-0000	Principal Salary Mackeben	100 Salaries	121,811.30	125,680.46
10-2410-110-00-74-155-13-0000	Principal Salary Conley	100 Salaries	133,397.47	110,745.00
10-2410-110-00-74-215-13-0000	Principal Salary Heineman	100 Salaries	116,481.10	112,750.08
10-2410-110-00-79-165-24-0000	Principal Salary Preschool	100 Salaries	114,839.39	129,296.10
10-2410-113-00-71-105-13-0000	School Office Leggee	100 Salaries	111,942.53	97,339.29
10-2410-113-00-71-305-13-0000	School Office HS	100 Salaries	330,606.40	299,251.16
10-2410-113-00-72-115-13-0000	School Office Chesak	100 Salaries	138,560.38	81,018.56

HUNTLEY COMMUNITY SCHOOL DISTRICT 158

FY26 Proposed Budget - Expenditure Detail By Account

Presented:

Account Number	Account Description	Object Type	FY25	FY26
10-2410-113-00-72-125-13-0000	School Office Martin	100 Salaries	158,022.10	100,502.08
10-2410-113-00-72-225-13-0000	School Office Marlowe	100 Salaries	123,970.67	89,625.72
10-2410-113-00-74-145-13-0000	School Office Mackeben	100 Salaries	91,813.52	57,310.04
10-2410-113-00-74-155-13-0000	School Office Conley	100 Salaries	92,018.02	59,773.82
10-2410-113-00-74-215-13-0000	School Office Heineman	100 Salaries	87,549.01	82,088.64
10-2410-113-00-79-165-24-0000	School Office Preschool	100 Salaries	-	33,929.84
10-2410-130-00-71-105-13-0000	School Office Leggee Overtime	100 Salaries	248.74	-
10-2410-130-00-72-125-13-0000	School Office Martin Overtime	100 Salaries	336.04	-
10-2410-140-00-71-105-13-0000	Vacation-School Office Leggee	100 Salaries	2,867.72	-
10-2410-140-00-71-305-13-0000	Vacation-School Office HS	100 Salaries	5,395.80	-
10-2410-140-00-72-115-13-0000	Vacation-School Office Chesak	100 Salaries	2,401.33	-
10-2410-140-00-72-225-13-0000	Vacation-School Office Marlowe	100 Salaries	4,404.42	-
10-2410-140-00-74-145-13-0000	Vacation-School Office Mack	100 Salaries	1,633.58	-
10-2410-140-00-74-155-13-0000	Vacation-School Office Conley	100 Salaries	1,663.47	-
10-2410-140-00-74-215-13-0000	Vacation-School Office HMS	100 Salaries	3,091.35	-
10-2411-110-00-71-105-13-0000	Asst Prin Salary Leggee	100 Salaries	87,781.07	97,321.99
10-2411-110-00-71-305-13-0000	Asst Prin Salary HS	100 Salaries	690,903.67	1,054,846.28
10-2411-110-00-72-115-13-0000	Asst Prin Salary Chesak	100 Salaries	87,892.17	80,384.57
10-2411-110-00-72-125-13-0000	Asst Prin Salary Martin	100 Salaries	87,779.96	81,916.73
10-2411-110-00-72-225-13-0000	Asst Prin Salary Marlowe	100 Salaries	172,454.92	242,356.03
10-2411-110-00-74-145-13-0000	Asst Prin Salary Mackeben	100 Salaries	72,830.70	84,161.04
10-2411-110-00-74-155-13-0000	Asst Prin Salary Conley	100 Salaries	110,909.64	80,384.57
10-2411-110-00-74-215-13-0000	Asst Prin Salary Heineman	100 Salaries	167,139.30	159,390.00
10-2412-110-00-71-305-13-0000	Dean - HS	100 Salaries	387,670.37	350,438.67
10-2412-113-00-71-305-13-0000	Dean Secretary - HS	100 Salaries	38,560.83	-
10-2510-110-00-79-505-14-0000	CFO Salary	100 Salaries	220,721.08	227,817.42
10-2510-140-00-79-505-14-0000	Vacation-Fiscal Office	100 Salaries	1,853.78	-
10-2520-110-00-79-505-14-0000	Director of Fiscal Service Sal	100 Salaries	111,672.60	115,581.14
10-2520-140-00-79-505-14-0000	Vacation-Dir of Fiscal Service	100 Salaries	1,012.05	-
10-2525-110-00-79-505-14-0000	Fiscal Office Salary	100 Salaries	384,375.03	384,432.18

HUNTLEY COMMUNITY SCHOOL DISTRICT 158

FY26 Proposed Budget - Expenditure Detail By Account

Presented:

Account Number	Account Description	Object Type	FY25	FY26
10-2525-110-92-79-605-14-0000	IDEA Fiscal Salaries	100 Salaries	11,384.10	-
10-2525-140-00-79-505-14-0000	Vacation-Fiscal Office	100 Salaries	3,439.13	-
10-2560-110-00-71-105-13-0000	Food Service Sal Leggee	100 Salaries	103,759.26	73,807.65
10-2560-110-00-71-305-13-0000	Food Service Salary HS	100 Salaries	167,000.52	310,805.03
10-2560-110-00-72-115-13-0000	Food Service Sal Chesak	100 Salaries	90,665.02	63,362.89
10-2560-110-00-72-125-13-0000	Food Service Sal Martin	100 Salaries	95,264.04	93,189.35
10-2560-110-00-72-225-13-0000	Food Service Salary Marlowe	100 Salaries	156,859.12	102,716.57
10-2560-110-00-74-145-13-0000	Food Service Salary Mackeben	100 Salaries	63,590.79	47,842.59
10-2560-110-00-74-155-13-0000	Food Service Salary Conley	100 Salaries	69,581.66	67,100.04
10-2560-110-00-74-215-13-0000	Food Service Salary Heineman	100 Salaries	137,731.40	108,509.21
10-2560-113-00-79-605-14-0000	Admin Asst Food Service	100 Salaries	56,596.05	42,245.01
10-2560-120-00-79-605-14-0000	Food Service Substitute Salary	100 Salaries	37,266.99	23,737.90
10-2560-130-00-71-305-13-0000	Food Service OT HS	100 Salaries	492.35	-
10-2560-130-00-72-225-13-0000	Food Service OT Marlowe	100 Salaries	730.38	-
10-2560-140-00-79-605-14-0000	Vacation-Food Service Office	100 Salaries	507.73	-
10-2561-110-00-79-605-14-0000	Dir Food Service Salary	100 Salaries	111,672.60	115,581.14
10-2561-140-00-79-605-14-0000	Vacation-Dir Food Service	100 Salaries	934.75	-
10-2630-110-00-79-605-14-0000	Volunteer Coord Salary	100 Salaries	49,868.05	51,931.96
10-2641-110-00-79-505-14-0000	Director of HR Salary	100 Salaries	276,750.71	186,300.00
10-2641-140-00-79-505-14-0000	Vacation-Director of HR	100 Salaries	1,288.23	-
10-2642-110-00-00-000-00-0000	DO NOT USE-UNDEF BUDGET SAL	100 Salaries	(124,897.40)	-
10-2642-113-00-79-505-14-0000	HR Office Salary	100 Salaries	225,776.30	380,042.49
10-2642-140-00-79-505-14-0000	Vacation-HR Office	100 Salaries	1,979.70	-
10-2660-110-92-79-605-14-0000	IDEA Data Processing Salary	100 Salaries	11,384.10	10,350.00
10-2660-120-00-79-605-14-0000	Technology Summer Salaries	100 Salaries	7,856.17	-
10-2664-110-00-79-605-14-0000	Office of Technology	100 Salaries	1,004,479.71	1,284,507.35
10-2664-130-00-79-605-14-0000	Technology Overtime	100 Salaries	4,287.23	836.36
10-2110-220-00-79-600-14-0000	Attend & Social Work Serv Ins	200 Employee Benefits	254,523.37	290,156.64
10-2113-211-00-79-605-14-0000	Social Worker TRS	200 Employee Benefits	28,578.56	30,081.55
10-2120-220-00-79-600-14-0000	Guidance Services Insurance	200 Employee Benefits	143,393.50	163,468.59

HUNTLEY COMMUNITY SCHOOL DISTRICT 158

FY26 Proposed Budget - Expenditure Detail By Account

Presented:

Account Number	Account Description	Object Type	FY25	FY26
10-2121-211-00-71-305-13-0000	Guidance HS	200 Employee Benefits	12,767.17	13,438.62
10-2121-211-00-72-225-13-0000	Guidance Marlowe	200 Employee Benefits	4,784.90	5,036.55
10-2121-211-00-74-215-13-0000	Guidance Heineman	200 Employee Benefits	5,000.29	5,263.26
10-2130-211-00-79-605-14-0000	Director TRS	200 Employee Benefits	24,431.86	25,716.77
10-2130-220-00-79-600-14-0000	Health Services Insurance	200 Employee Benefits	299,160.63	341,043.12
10-2134-211-00-79-605-14-0000	Health TRS	200 Employee Benefits	8,186.50	8,617.04
10-2140-211-00-79-605-14-0000	Psychologist TRS	200 Employee Benefits	20,578.73	21,661.00
10-2140-220-00-79-600-14-0000	Psychological Services Ins	200 Employee Benefits	145,583.45	165,965.13
10-2150-211-00-79-605-14-0000	Speech Pathologist TRS	200 Employee Benefits	49,016.89	51,594.77
10-2150-220-00-79-600-14-0000	Speech Path & Audi Serv Ins	200 Employee Benefits	205,680.03	234,475.23
10-2190-211-00-79-605-14-0000	Student Supervision TRS	200 Employee Benefits	9,421.42	9,916.91
10-2210-220-00-79-600-14-0000	Improvement of Instr Serv Ins	200 Employee Benefits	103,160.22	117,602.65
10-2212-211-00-79-505-14-0000	Director of Curr & Inst	200 Employee Benefits	97,417.92	102,541.29
10-2212-211-00-79-605-14-0000	Proctor Stipends	200 Employee Benefits	336.65	354.35
10-2220-211-00-79-605-14-0000	Media Specialist Benefits	200 Employee Benefits	17,438.79	18,355.92
10-2220-220-00-79-600-14-0000	Educational Media Services Ins	200 Employee Benefits	252,873.56	288,275.86
10-2310-220-89-79-600-14-0000	Title I Benefits	200 Employee Benefits	13,642.50	15,552.45
10-2310-230-00-74-500-14-0000	Tuition Reimbursement	200 Employee Benefits	150,000.00	150,000.00
10-2320-220-00-79-600-14-0000	Executive Admin Serv Insurance	200 Employee Benefits	104,732.49	119,395.04
10-2321-211-00-79-505-14-0000	Superintendent Salary	200 Employee Benefits	35,465.71	37,330.91
10-2323-211-00-79-505-14-0000	Assoc Supt TRS	200 Employee Benefits	48,744.06	51,307.59
10-2410-211-00-71-105-13-0000	Principal Retire Leggee	200 Employee Benefits	33,481.52	35,242.37
10-2410-211-00-71-305-13-0000	Principal Retire HS	200 Employee Benefits	46,617.26	49,068.94
10-2410-211-00-72-115-13-0000	Principal Retire Chesak	200 Employee Benefits	35,967.32	37,858.90
10-2410-211-00-72-125-13-0000	Principal Retire Martin	200 Employee Benefits	36,198.65	38,102.40
10-2410-211-00-72-225-13-0000	Principal Salary Marlowe	200 Employee Benefits	27,292.58	28,727.94
10-2410-211-00-74-145-13-0000	Principal Salary Mackeben	200 Employee Benefits	27,169.74	28,598.64
10-2410-211-00-74-155-13-0000	Principal Salary Conley	200 Employee Benefits	25,585.40	26,930.98
10-2410-211-00-74-215-13-0000	Principal Salary Heineman	200 Employee Benefits	30,684.61	32,298.36
10-2410-220-00-79-600-14-0000	Office of Principal Serv Ins	200 Employee Benefits	897,401.66	1,023,037.89

HUNTLEY COMMUNITY SCHOOL DISTRICT 158

FY26 Proposed Budget - Expenditure Detail By Account

Presented:

Account Number	Account Description	Object Type	FY25	FY26
10-2411-211-00-71-105-13-0000	Asst Prin TRS Leggee	200 Employee Benefits	22,180.62	23,347.14
10-2411-211-00-71-305-13-0000	Asst Prin TRS HS	200 Employee Benefits	29,598.08	31,154.69
10-2411-211-00-72-115-13-0000	Asst Prin TRS Chesak	200 Employee Benefits	50,456.02	53,109.59
10-2411-211-00-72-125-13-0000	Asst Prin TRS Martin	200 Employee Benefits	46,886.90	49,352.76
10-2411-211-00-72-225-13-0000	Asst Prin Salary Marlowe	200 Employee Benefits	14,550.95	15,316.21
10-2411-211-00-74-145-13-0000	Asst Prin Salary Mackeben	200 Employee Benefits	17,627.07	18,554.11
10-2411-211-00-74-155-13-0000	Asst Prin Salary Conley	200 Employee Benefits	21,193.00	22,307.57
10-2411-211-00-74-215-13-0000	Asst Prin Salary Heineman	200 Employee Benefits	23,415.53	24,646.99
10-2412-211-00-71-305-13-0000	Director TRS	200 Employee Benefits	4,729.05	4,977.76
10-2510-212-00-79-505-14-0000	Board Paid IMRF	200 Employee Benefits	11,219.60	11,612.29
10-2510-220-00-79-600-14-0000	Direction of Business Serv Ins	200 Employee Benefits	30,288.94	34,529.39
10-2520-220-00-79-600-14-0000	Fiscal Services Insurance	200 Employee Benefits	118,136.90	134,676.07
10-2560-220-00-79-600-14-0000	Food Services Insurance	200 Employee Benefits	296,947.95	338,520.66
10-2630-220-00-79-600-14-0000	Information Services Insurance	200 Employee Benefits	20,769.75	23,677.52
10-2640-220-00-79-600-14-0000	Staff Services Insurance	200 Employee Benefits	115,731.70	131,934.14
10-2641-211-00-79-505-14-0000	Director of HR Retirement	200 Employee Benefits	33,671.38	35,442.21
10-2660-211-00-79-605-14-0000	Dir Technology/Curriculum TRS	200 Employee Benefits	2,460.25	2,589.64
10-2660-220-00-79-600-14-0000	Data Processing Services Ins	200 Employee Benefits	144,543.29	164,779.35
10-2110-382-00-79-600-14-0000	Attend & Social Work W/C Ins	300 Purchased Services	7,387.44	7,911.95
10-2120-382-00-79-600-14-0000	Guidance Services W/C Ins	300 Purchased Services	5,136.41	5,501.10
10-2130-310-92-79-600-14-0000	IDEA Health Services	300 Purchased Services	7,500.00	7,500.00
10-2130-332-00-79-600-14-0000	Health Travel	300 Purchased Services	1,500.00	1,500.00
10-2130-382-00-79-600-14-0000	Health Services W/C Ins	300 Purchased Services	7,933.56	8,496.84
10-2130-390-00-79-600-14-0000	Purchased Services Health	300 Purchased Services	23,000.00	23,000.00
10-2140-310-92-79-600-14-0000	IDEA Psychological Services	300 Purchased Services	10,000.00	10,000.00
10-2140-382-00-79-600-14-0000	Psychological Services W/C Ins	300 Purchased Services	5,027.71	5,384.68
10-2150-310-92-79-600-14-0000	IDEA Sp Path & Audiology Serv	300 Purchased Services	5,000.00	5,000.00
10-2150-382-00-79-600-14-0000	Speech Path & Audi Serv W/C	300 Purchased Services	9,146.04	9,795.41
10-2190-382-00-79-600-14-0000	Other Support Serv-Pupils W/C	300 Purchased Services	3,446.88	3,691.61
10-2190-390-00-71-300-12-0000	Graduation Event	300 Purchased Services	12,000.00	12,000.00

HUNTLEY COMMUNITY SCHOOL DISTRICT 158

FY26 Proposed Budget - Expenditure Detail By Account

Presented:

Account Number	Account Description	Object Type	FY25	FY26
10-2210-310-84-79-605-14-0000	Title III LIPLEPS Pur Svcs	300 Purchased Services	22,400.00	22,400.00
10-2210-310-95-79-600-14-0000	ECE Improv of Instruc Pur Svc	300 Purchased Services	38.00	38.00
10-2210-312-97-79-600-14-0000	All Children Prof Dev	300 Purchased Services	700.00	700.00
10-2210-314-92-79-605-14-0000	IDEA Impr of Instr-Staff Dev	300 Purchased Services	129,500.00	129,500.00
10-2210-332-54-79-600-14-0000	Confucius Conference Exp	300 Purchased Services	311,569.00	311,569.00
10-2210-332-82-79-605-14-0000	Bilingual PD Travel & Conference	300 Purchased Services	-	10,000.00
10-2210-382-00-79-600-14-0000	Improvement of Instr W/C Ins	300 Purchased Services	2,162.77	2,316.33
10-2210-390-82-79-605-14-0000	T Bilingual Impr Inst Services	300 Purchased Services	113,000.00	113,000.00
10-2212-310-00-79-505-14-0000	Curriclum Gen Pur Svc 6-12	300 Purchased Services	474,000.00	449,000.00
10-2212-314-83-79-505-14-0000	Title II Prof Development	300 Purchased Services	96,319.00	96,319.00
10-2212-319-00-74-500-14-0000	Instructional Tech Renewal	300 Purchased Services	4,602.00	4,602.00
10-2212-332-00-74-500-14-0000	Travel & Conference Curr 6-12	300 Purchased Services	10,000.00	10,000.00
10-2213-310-00-79-600-14-0000	Special Svcs Pur Svc	300 Purchased Services	90,841.00	-
10-2213-332-00-79-600-14-0000	Special Svcs Travel & Conf	300 Purchased Services	19,500.00	19,500.00
10-2220-382-00-79-600-14-0000	Educational Media Services W/C	300 Purchased Services	8,107.51	8,683.14
10-2223-323-00-79-600-14-0000	PAC Repairs	300 Purchased Services	4,184.00	4,184.00
10-2230-312-00-79-600-14-0000	Testing/Assessment 6-12	300 Purchased Services	135,000.00	192,181.00
10-2310-310-00-74-500-14-0000	Prof & Tech Board	300 Purchased Services	199.00	199.00
10-2310-317-00-74-500-14-0000	CPA Audit	300 Purchased Services	41,000.00	41,000.00
10-2310-318-00-74-500-14-0000	Legal Board	300 Purchased Services	125,000.00	125,000.00
10-2310-332-00-74-500-14-0000	Travel Board	300 Purchased Services	9,000.00	9,000.00
10-2310-350-00-74-500-14-0000	Advertising Board	300 Purchased Services	10,459.00	10,459.00
10-2310-381-00-74-500-14-0000	CLIC Liability Insurance	300 Purchased Services	414,940.38	447,305.73
10-2310-383-00-74-500-14-0000	Unemployment Insurance	300 Purchased Services	5,000.00	5,000.00
10-2310-390-00-74-500-14-0000	Purchased Service Board	300 Purchased Services	15,000.00	15,000.00
10-2320-382-00-79-600-14-0000	Executive Admin Serv W/C Ins	300 Purchased Services	4,170.78	4,466.91
10-2321-332-00-74-500-14-0000	Travel Supt	300 Purchased Services	9,000.00	9,000.00
10-2321-390-00-74-500-14-0000	Purchased Service Supt	300 Purchased Services	50,000.00	50,000.00
10-2323-332-00-74-500-14-0000	Associate Supt Travel	300 Purchased Services	8,700.00	8,700.00
10-2410-332-00-71-100-13-0000	Prin Travel Leggee	300 Purchased Services	200.00	200.00

HUNTLEY COMMUNITY SCHOOL DISTRICT 158

FY26 Proposed Budget - Expenditure Detail By Account

Presented:

Account Number	Account Description	Object Type	FY25	FY26
10-2410-332-00-71-300-13-0000	Prin Travel HS	300 Purchased Services	7,000.00	7,000.00
10-2410-332-00-72-110-13-0000	Prin Travel Chesak	300 Purchased Services	499.00	499.00
10-2410-332-00-72-220-13-0000	Principal Travel Marlowe	300 Purchased Services	2,197.00	2,197.00
10-2410-332-00-74-210-13-0000	Principal Travel Heineman	300 Purchased Services	1,000.00	1,000.00
10-2410-382-00-79-600-14-0000	Office of Principal Serv W/C	300 Purchased Services	19,808.98	21,215.42
10-2510-382-00-79-600-14-0000	Direction of Business Serv W/C	300 Purchased Services	1,108.88	1,187.61
10-2520-310-00-74-500-14-0000	Prof & Tech Fiscal	300 Purchased Services	300,000.00	500,000.00
10-2520-332-00-74-500-14-0000	Travel Fiscal	300 Purchased Services	9,750.00	9,750.00
10-2520-382-00-79-600-14-0000	Fiscal Services W/C Ins	300 Purchased Services	2,771.57	2,968.35
10-2520-390-00-74-500-14-0000	Purch Serv Fiscal	300 Purchased Services	30,000.00	30,000.00
10-2523-319-00-79-600-14-0000	Banking Fees	300 Purchased Services	175,000.00	125,000.00
10-2546-323-00-79-600-14-0000	Security Officer Repairs	300 Purchased Services	177,000.00	75,000.00
10-2546-332-00-79-600-14-0000	Security Officer Travel	300 Purchased Services	3,000.00	3,000.00
10-2546-390-00-79-600-14-0000	Security Officer Gnl Purch Svc	300 Purchased Services	50,000.00	87,896.00
10-2560-310-00-71-100-13-0000	Cafe Prof & Tech Leggee	300 Purchased Services	1,000.00	1,000.00
10-2560-310-00-71-300-13-0000	Cafe Prof & Tech HS	300 Purchased Services	1,000.00	1,000.00
10-2560-310-00-72-110-13-0000	Cafe Prof & Tech Chesak	300 Purchased Services	1,000.00	1,000.00
10-2560-310-00-72-120-13-0000	Cafe Prof & Tech Martin	300 Purchased Services	1,000.00	1,000.00
10-2560-310-00-72-220-13-0000	Cafe Prof & Tech Marlowe	300 Purchased Services	1,000.00	1,000.00
10-2560-310-00-74-140-13-0000	Cafe Prof & Tech Mackeben	300 Purchased Services	1,000.00	1,000.00
10-2560-310-00-74-150-13-0000	Cafe Prof & Tech Conley	300 Purchased Services	1,000.00	1,000.00
10-2560-310-00-74-210-13-0000	Cafe Prof & Tech Heineman	300 Purchased Services	1,000.00	1,000.00
10-2560-313-00-71-300-13-0000	Cafe Commodity Ship HS	300 Purchased Services	1,500.00	1,500.00
10-2560-313-00-72-220-13-0000	Cafe Commodity Marlowe	300 Purchased Services	2,500.00	2,500.00
10-2560-313-00-74-210-13-0000	Cafe Commodity Heineman	300 Purchased Services	1,600.00	1,600.00
10-2560-323-00-71-100-13-0000	Cafe Repairs Leggee	300 Purchased Services	11,000.00	11,000.00
10-2560-323-00-71-300-13-0000	Cafe Repairs HS	300 Purchased Services	20,000.00	20,000.00
10-2560-323-00-72-110-13-0000	Cafe Repairs Chesak	300 Purchased Services	9,000.00	9,000.00
10-2560-323-00-72-120-13-0000	Cafe Repairs Martin	300 Purchased Services	9,000.00	9,000.00
10-2560-323-00-72-220-13-0000	Cafe Repairs Marlowe	300 Purchased Services	10,000.00	10,000.00

HUNTLEY COMMUNITY SCHOOL DISTRICT 158

FY26 Proposed Budget - Expenditure Detail By Account

Presented:

Account Number	Account Description	Object Type	FY25	FY26
10-2560-323-00-74-140-13-0000	Cafe Repairs Mackeben	300 Purchased Services	9,000.00	9,000.00
10-2560-323-00-74-150-13-0000	Cafe Repairs Conley	300 Purchased Services	9,000.00	9,000.00
10-2560-323-00-74-210-13-0000	Cafe Repairs Heineman	300 Purchased Services	10,000.00	10,000.00
10-2560-332-00-71-100-13-0000	Cafe Travel Leggee	300 Purchased Services	80.00	80.00
10-2560-332-00-71-300-13-0000	Cafe Travel HS	300 Purchased Services	80.00	80.00
10-2560-332-00-72-110-13-0000	Cafe Travel Chesak	300 Purchased Services	80.00	80.00
10-2560-332-00-72-120-13-0000	Cafe Travel Martin	300 Purchased Services	80.00	80.00
10-2560-332-00-72-220-13-0000	Cafe Travel Marlowe	300 Purchased Services	80.00	80.00
10-2560-332-00-74-140-13-0000	Cafe Travel Mackeben	300 Purchased Services	80.00	80.00
10-2560-332-00-74-150-13-0000	Cafe Travel Conley	300 Purchased Services	80.00	80.00
10-2560-332-00-74-210-13-0000	Cafe Travel Heineman	300 Purchased Services	80.00	80.00
10-2560-382-00-79-600-14-0000	Food Services W/C Ins	300 Purchased Services	26,429.03	28,305.49
10-2561-332-00-79-605-14-0000	Dir Food Service Travel	300 Purchased Services	1,200.00	1,200.00
10-2630-332-00-74-500-14-0000	Communications Travel	300 Purchased Services	3,000.00	3,000.00
10-2630-341-00-74-500-14-0000	Postage Central Office	300 Purchased Services	28,642.00	28,642.00
10-2630-382-00-79-600-14-0000	Information Services W/C Ins	300 Purchased Services	255.80	273.96
10-2633-360-00-74-500-14-0000	Communications Purch Services	300 Purchased Services	40,000.00	40,000.00
10-2640-382-00-79-600-14-0000	Staff Services W/C Ins	300 Purchased Services	1,886.51	2,020.45
10-2642-332-00-74-500-14-0000	Travel Human Res	300 Purchased Services	1,117.00	1,117.00
10-2642-350-00-74-500-14-0000	Advertising Human Res	300 Purchased Services	17,488.00	17,488.00
10-2642-390-00-74-500-14-0000	Purchased Service Human Res	300 Purchased Services	22,000.00	22,000.00
10-2643-316-00-79-605-14-0000	Sub Calling/Applicant Software	300 Purchased Services	15,000.00	15,000.00
10-2660-310-92-79-600-14-0000	IDEA Data Processing Pur Svc	300 Purchased Services	25,500.00	25,500.00
10-2660-316-00-79-600-14-0000	Student Information	300 Purchased Services	152,000.00	152,000.00
10-2660-319-00-79-600-14-0000	Hardware Maintenance Renewal	300 Purchased Services	47,597.00	176,510.00
10-2660-319-61-79-600-14-0000	Software Maintenance	300 Purchased Services	540,000.00	540,000.00
10-2660-323-00-79-600-14-0000	Repairs Technology	300 Purchased Services	5,000.00	5,000.00
10-2660-332-00-79-600-14-0000	Travel Technology	300 Purchased Services	12,000.00	12,000.00
10-2660-382-00-79-600-14-0000	Data Processing Services W/C	300 Purchased Services	4,202.76	4,501.16
10-2660-390-00-79-600-14-0000	Purchased Service Technology	300 Purchased Services	60,000.00	60,000.00

HUNTLEY COMMUNITY SCHOOL DISTRICT 158

FY26 Proposed Budget - Expenditure Detail By Account

Presented:

Account Number	Account Description	Object Type	FY25	FY26
10-2900-325-00-79-600-14-0000	Copier Leases	300 Purchased Services	60,000.00	60,000.00
10-2900-390-00-79-600-14-0000	Copier Maintenance	300 Purchased Services	15,161.00	15,161.00
10-2110-410-92-79-605-14-0000	IDEA Social Work Supplies	400 Supplies & Materials	5,000.00	5,000.00
10-2114-410-00-74-500-14-0000	Supplies Registration	400 Supplies & Materials	1,500.00	1,500.00
10-2120-410-00-71-300-13-0000	Supplies Counseling HS	400 Supplies & Materials	2,000.00	2,000.00
10-2120-410-00-72-220-13-0000	Supplies Guidance Marlowe	400 Supplies & Materials	700.00	700.00
10-2120-410-00-74-210-13-0000	Supplies Guidance Heineman	400 Supplies & Materials	100.00	100.00
10-2130-410-00-79-600-14-0000	Supplies Health	400 Supplies & Materials	23,197.00	23,197.00
10-2130-410-92-79-605-14-0000	IDEA Health OTPT & Nurse Sup	400 Supplies & Materials	10,000.00	10,000.00
10-2140-410-92-79-605-14-0000	IDEA Psychological Supplies	400 Supplies & Materials	10,000.00	10,000.00
10-2150-410-92-79-605-14-0000	IDEA Sp Path & Audiol Supplies	400 Supplies & Materials	10,000.00	10,000.00
10-2190-410-00-71-300-12-0000	Graduation Supplies HHS	400 Supplies & Materials	6,500.00	6,500.00
10-2210-410-00-79-600-14-0000	Assignment Notebooks/Locks	400 Supplies & Materials	34,904.00	34,904.00
10-2210-410-92-79-600-14-0000	IDEA Impr of Instruction Suppl	400 Supplies & Materials	10,000.00	10,000.00
10-2210-410-95-79-600-14-0000	ECE PD Supplies	400 Supplies & Materials	600.00	600.00
10-2210-410-97-79-600-14-0000	All Children PD Supplies	400 Supplies & Materials	2,000.00	2,000.00
10-2210-430-82-71-300-14-0000	ESL Prof Library	400 Supplies & Materials	3,469.00	3,469.00
10-2210-490-00-74-500-14-0000	Supplies Curr & Inst 6-12	400 Supplies & Materials	15,000.00	15,000.00
10-2212-410-00-74-500-14-0000	Associate Supt Supplies	400 Supplies & Materials	300.00	300.00
10-2213-415-00-71-300-13-0000	HHS Staff Devel Supplies	400 Supplies & Materials	22,000.00	22,000.00
10-2213-415-00-72-165-13-0000	Preschool Staff Devel Supplies	400 Supplies & Materials	5,000.00	5,000.00
10-2213-490-00-79-600-14-0000	Special Svcs Testing/Assessments	400 Supplies & Materials	500.00	500.00
10-2220-430-00-71-100-13-0000	Media Center Leggee	400 Supplies & Materials	4,500.00	4,500.00
10-2220-430-00-71-300-13-0000	Media Center HS	400 Supplies & Materials	3,000.00	3,000.00
10-2220-430-00-72-110-13-0000	Media Center Chesak	400 Supplies & Materials	3,989.00	3,989.00
10-2220-430-00-72-120-13-0000	Media Center Martin	400 Supplies & Materials	6,083.00	6,083.00
10-2220-430-00-72-220-13-0000	Media Center Marlowe	400 Supplies & Materials	6,500.00	6,500.00
10-2220-430-00-74-140-13-0000	Media Center Mackeben	400 Supplies & Materials	1,500.00	1,500.00
10-2220-430-00-74-150-13-0000	Media Center Conley	400 Supplies & Materials	3,000.00	3,000.00
10-2220-430-00-74-210-13-0000	Media Center Heineman	400 Supplies & Materials	3,973.00	3,973.00

HUNTLEY COMMUNITY SCHOOL DISTRICT 158

FY26 Proposed Budget - Expenditure Detail By Account

Presented:

Account Number	Account Description	Object Type	FY25	FY26
10-2220-430-00-79-600-14-0000	Media Center Per Capita Grant	400 Supplies & Materials	6,199.00	6,199.00
10-2220-490-00-71-100-13-0000	Media Center Tech Leggee	400 Supplies & Materials	1,000.00	1,000.00
10-2220-490-00-72-110-13-0000	Media Center Tech Chesak	400 Supplies & Materials	2,992.00	2,992.00
10-2220-490-00-72-120-13-0000	Media Center Tech Martin	400 Supplies & Materials	2,800.00	2,800.00
10-2220-490-00-72-220-13-0000	Media Center Tech Marlowe	400 Supplies & Materials	2,000.00	2,000.00
10-2220-490-00-74-140-13-0000	Media Center Tech Mackeben	400 Supplies & Materials	1,100.00	1,100.00
10-2220-490-00-74-150-13-0000	Media Center Tech Conley	400 Supplies & Materials	2,600.00	2,600.00
10-2220-490-00-74-210-13-0000	Media Center Tech Heineman	400 Supplies & Materials	4,000.00	4,000.00
10-2223-410-00-79-600-14-0000	Supplies PAC	400 Supplies & Materials	7,945.00	7,945.00
10-2223-490-00-79-600-14-0000	PAC Invent Supplies	400 Supplies & Materials	61,837.00	61,837.00
10-2300-410-97-79-600-14-0000	All Children Gen Admin Sup	400 Supplies & Materials	2,550.00	2,550.00
10-2310-410-00-74-500-14-0000	Supplies Board	400 Supplies & Materials	3,000.00	3,000.00
10-2310-415-00-74-500-14-0000	Leadership Supplies	400 Supplies & Materials	3,476.00	3,476.00
10-2321-410-00-74-500-14-0000	Supplies Supt	400 Supplies & Materials	25,000.00	25,000.00
10-2321-415-00-74-500-14-0000	Community Supplies	400 Supplies & Materials	499.00	499.00
10-2321-440-00-74-500-14-0000	Supt Periodicals	400 Supplies & Materials	273.00	273.00
10-2410-410-00-71-100-13-0000	Office Supplies Leggee	400 Supplies & Materials	1,500.00	1,500.00
10-2410-410-00-71-100-14-0000	Copier Paper & Toner Leggee	400 Supplies & Materials	18,000.00	18,000.00
10-2410-410-00-71-300-13-0000	Office Supplies HS	400 Supplies & Materials	3,500.00	3,500.00
10-2410-410-00-71-300-14-0000	Copier Paper & Toner HS	400 Supplies & Materials	75,000.00	75,000.00
10-2410-410-00-72-110-13-0000	Office Supplies Chesak	400 Supplies & Materials	997.00	997.00
10-2410-410-00-72-110-14-0000	Copier Paper & Toner Chesak	400 Supplies & Materials	24,931.00	24,931.00
10-2410-410-00-72-120-13-0000	Office Supplies Martin	400 Supplies & Materials	1,500.00	1,500.00
10-2410-410-00-72-120-14-0000	Copier Paper & Toner Martin	400 Supplies & Materials	27,312.00	27,312.00
10-2410-410-00-72-220-13-0000	Office Supplies Marlowe	400 Supplies & Materials	6,693.00	6,693.00
10-2410-410-00-72-220-14-0000	Copier Paper & Toner Marlowe	400 Supplies & Materials	26,928.00	26,928.00
10-2410-410-00-74-140-13-0000	Office Supplies Mackeben	400 Supplies & Materials	1,100.00	1,100.00
10-2410-410-00-74-140-14-0000	Copier Paper & Toner Mackeben	400 Supplies & Materials	16,000.00	16,000.00
10-2410-410-00-74-150-13-0000	Office Supplies Conley	400 Supplies & Materials	2,000.00	2,000.00
10-2410-410-00-74-150-14-0000	Copier Paper & Toner Conley	400 Supplies & Materials	16,000.00	16,000.00

HUNTLEY COMMUNITY SCHOOL DISTRICT 158

FY26 Proposed Budget - Expenditure Detail By Account

Presented:

Account Number	Account Description	Object Type	FY25	FY26
10-2410-410-00-74-210-13-0000	Office Supplies Heineman	400 Supplies & Materials	6,200.00	6,200.00
10-2410-410-00-74-210-14-0000	Copier Paper & Toner Heineman	400 Supplies & Materials	19,343.00	19,343.00
10-2410-490-00-71-300-13-0000	HS Staff Recognition	400 Supplies & Materials	3,000.00	3,000.00
10-2520-410-00-74-500-14-0000	Supplies Fiscal	400 Supplies & Materials	30,000.00	20,000.00
10-2546-412-00-79-600-14-0000	Security Officer Uniforms	400 Supplies & Materials	-	5,000.00
10-2546-490-00-79-600-14-0000	Security Officer Supplies	400 Supplies & Materials	40,000.00	40,000.00
10-2550-410-97-79-600-14-0000	All Children Trans Supplies	400 Supplies & Materials	1,726.00	1,726.00
10-2560-410-00-71-100-13-0000	Cafe Supplies Leggee	400 Supplies & Materials	6,903.00	6,903.00
10-2560-410-00-71-300-13-0000	Cafe Supplies HS	400 Supplies & Materials	37,166.00	37,166.00
10-2560-410-00-72-110-13-0000	Cafe Supplies Chesak	400 Supplies & Materials	5,310.00	5,310.00
10-2560-410-00-72-120-13-0000	Cafe Supplies Martin	400 Supplies & Materials	6,774.00	6,774.00
10-2560-410-00-72-220-13-0000	Cafe Supplies Marlowe	400 Supplies & Materials	14,642.00	14,642.00
10-2560-410-00-74-140-13-0000	Cafe Supplies Mackeben	400 Supplies & Materials	4,675.00	4,675.00
10-2560-410-00-74-150-13-0000	Cafe Supplies Conley	400 Supplies & Materials	5,749.00	5,749.00
10-2560-410-00-74-210-13-0000	Cafe Supplies Heineman	400 Supplies & Materials	10,829.00	10,829.00
10-2560-415-00-71-100-13-0000	Cafe Food Leggee	400 Supplies & Materials	60,000.00	85,000.00
10-2560-415-00-71-300-13-0000	Cafe Food HS	400 Supplies & Materials	500,000.00	575,000.00
10-2560-415-00-72-110-13-0000	Cafe Food Chesak	400 Supplies & Materials	55,000.00	67,500.00
10-2560-415-00-72-120-13-0000	Cafe Food Martin	400 Supplies & Materials	75,000.00	100,000.00
10-2560-415-00-72-220-13-0000	Cafe Food Marlowe	400 Supplies & Materials	175,000.00	175,000.00
10-2560-415-00-74-140-13-0000	Cafe Food Mackeben	400 Supplies & Materials	60,000.00	60,000.00
10-2560-415-00-74-150-13-0000	Cafe Food Conley	400 Supplies & Materials	50,000.00	62,500.00
10-2560-415-00-74-210-13-0000	Cafe Food Heineman	400 Supplies & Materials	110,000.00	160,000.00
10-2560-415-92-79-605-14-0000	IDEA Preschool Food	400 Supplies & Materials	13,853.00	13,853.00
10-2560-415-95-79-600-14-0000	ECE Snacks	400 Supplies & Materials	800.00	800.00
10-2560-415-97-79-600-14-0000	All Children Snacks	400 Supplies & Materials	10,150.00	10,150.00
10-2560-490-00-71-100-13-0000	Cafe Invent Supplies Leggee	400 Supplies & Materials	543.00	543.00
10-2560-490-00-71-300-13-0000	Cafe Invent Supplies HS	400 Supplies & Materials	543.00	543.00
10-2560-490-00-72-110-13-0000	Cafe Invent Supplies Chesak	400 Supplies & Materials	543.00	543.00
10-2560-490-00-72-120-13-0000	Cafe Invent Supplies Martin	400 Supplies & Materials	543.00	543.00

HUNTLEY COMMUNITY SCHOOL DISTRICT 158

FY26 Proposed Budget - Expenditure Detail By Account

Presented:

Account Number	Account Description	Object Type	FY25	FY26
10-2560-490-00-72-220-13-0000	Cafe Invent Supplies Marlowe	400 Supplies & Materials	543.00	543.00
10-2560-490-00-74-140-13-0000	Cafe Invent Supplies Mackeben	400 Supplies & Materials	543.00	543.00
10-2560-490-00-74-150-13-0000	Cafe Invent Supplies Conley	400 Supplies & Materials	543.00	543.00
10-2560-490-00-74-210-13-0000	Cafe Invent Supplies Heineman	400 Supplies & Materials	543.00	543.00
10-2561-410-00-79-605-14-0000	Dir Food Service Supplies	400 Supplies & Materials	941.00	941.00
10-2630-410-00-74-500-14-0000	Communications Supplies	400 Supplies & Materials	3,000.00	3,000.00
10-2642-410-00-74-500-14-0000	Supplies Human Res	400 Supplies & Materials	9,931.00	9,931.00
10-2642-411-00-74-500-14-0000	HR Employee Recognition	400 Supplies & Materials	6,000.00	6,000.00
10-2660-410-00-79-600-14-0000	Supplies Tech	400 Supplies & Materials	19,945.00	19,945.00
10-2660-470-00-79-600-14-0000	Software Technology	400 Supplies & Materials	20,000.00	20,000.00
10-2660-490-00-79-600-14-0000	Inventoriable Equipment Tech	400 Supplies & Materials	1,242,875.00	1,220,000.00
10-2900-410-00-79-600-14-0000	Copier Paper & Toner DO	400 Supplies & Materials	10,459.00	10,459.00
10-2530-550-92-79-600-14-0000	IDEA Playground Cap Eqpt	500 Capital Outlay	25,000.00	25,000.00
10-2546-540-00-79-600-14-0000	Security Officer Equipment	500 Capital Outlay	-	280,000.00
10-2560-540-00-71-300-13-0000	Cafe Equipment HS	500 Capital Outlay	10,000.00	10,000.00
10-2210-640-92-79-605-14-0000	IDEA Other Objects	600 Other Objects	10,000.00	10,000.00
10-2213-640-00-79-600-14-0000	Special Svcs Dues & Fees	600 Other Objects	3,000.00	3,000.00
10-2310-640-00-74-500-14-0000	Dues & Fees Board	600 Other Objects	35,000.00	35,000.00
10-2313-640-00-79-605-14-0000	Treasurers Bond	600 Other Objects	25,320.00	25,320.00
10-2321-640-00-74-500-14-0000	Dues & Fees Supt	600 Other Objects	3,296.00	3,296.00
10-2323-640-00-74-500-14-0000	Dues & Fees Curr & Inst 6-12	600 Other Objects	3,000.00	3,000.00
10-2410-640-00-71-100-13-0000	Principal Dues Leggee	600 Other Objects	700.00	700.00
10-2410-640-00-71-300-13-0000	Dues & Fees HS	600 Other Objects	2,000.00	2,000.00
10-2410-640-00-72-110-13-0000	Office Dues & Fees Chesak	600 Other Objects	499.00	499.00
10-2410-640-00-72-120-13-0000	Office Dues & Fees Martin	600 Other Objects	993.00	993.00
10-2410-640-00-74-140-13-0000	Office Dues & Fees Mackeben	600 Other Objects	200.00	200.00
10-2410-640-00-74-150-13-0000	Office Dues & Fees Conley	600 Other Objects	1,000.00	1,000.00
10-2410-640-00-74-210-13-0000	Office Dues & Fees Heineman	600 Other Objects	1,300.00	1,300.00
10-2520-640-00-74-500-14-0000	Dues & Fees Fiscal	600 Other Objects	4,500.00	4,500.00
10-2560-640-00-71-100-13-0000	Cafe Dues & Fees Leggee	600 Other Objects	466.00	466.00

HUNTLEY COMMUNITY SCHOOL DISTRICT 158

FY26 Proposed Budget - Expenditure Detail By Account

Presented:

Account Number	Account Description	Object Type	FY25	FY26
10-2560-640-00-71-300-13-0000	Cafe Dues & Fees HS	600 Other Objects	658.00	658.00
10-2560-640-00-72-110-13-0000	Cafe Dues & Fees Chesak	600 Other Objects	466.00	466.00
10-2560-640-00-72-120-13-0000	Cafe Dues & Fees Martin	600 Other Objects	466.00	466.00
10-2560-640-00-72-220-13-0000	Cafe Dues & Fees Marlowe	600 Other Objects	466.00	466.00
10-2560-640-00-74-140-13-0000	Cafe Dues & Fees Mackeben	600 Other Objects	466.00	466.00
10-2560-640-00-74-150-13-0000	Cafe Dues & Fees Conley	600 Other Objects	466.00	466.00
10-2560-640-00-74-210-13-0000	Cafe Dues & Fees Heineman	600 Other Objects	466.00	466.00
10-2561-640-00-79-600-14-0000	Dir Food Service Dues & Fees	600 Other Objects	157.00	157.00
10-2642-640-00-74-500-14-0000	Dues & Fees Human Res	600 Other Objects	993.00	993.00
10-2660-640-00-79-600-14-0000	Dues & Fees Technology	600 Other Objects	1,496.00	1,496.00
10-2150-710-92-79-605-14-0000	IDEA Speech NonCap Eqpt	700 Non-Capitalized Equipmen	2,500.00	2,500.00
10-2560-710-00-79-605-14-0000	Foodservice Non-Cap Eqpt	700 Non-Capitalized Equipmen	19,447.00	19,447.00
10-3100-110-97-79-605-14-0000	All Children Parent Coord Salary	100 Salaries	21,990.48	20,700.00
10-3700-110-92-79-605-14-0000	IDEA Non-Public School Salary	100 Salaries	68,304.60	66,780.55
10-3100-332-97-79-605-14-0000	All Children Community Travel	300 Purchased Services	300.00	300.00
10-3600-390-82-79-605-14-0000	Community Svcs Purchased Svcs	300 Purchased Services	104,000.00	4,000.00
10-3100-410-97-79-605-24-0000	All Children Parental Supplies	400 Supplies & Materials	3,000.00	3,000.00
10-3600-410-82-79-605-14-0000	T Bilingual Com Svc Supplies	400 Supplies & Materials	2,000.00	2,000.00
10-4120-310-92-79-600-14-0000	IDEA Payments to Other Districts	300 Purchased Services	10,000.00	10,000.00
10-4120-670-00-79-605-14-0000	Sp Ed Room & Board	600 Other Objects	7,500.00	7,500.00
10-4210-670-00-79-600-14-0000	Dist Hospital Instruct./Safe School	600 Other Objects	80,000.00	80,000.00
10-4220-670-00-79-600-14-0000	Sp Ed Private Tuition	600 Other Objects	2,210,000.00	2,408,896.00
20-2540-110-00-79-600-14-0000	Assistant Director Salary	100 Salaries	112,247.24	111,780.00
20-2540-110-00-79-605-14-0000	Director O & M Salary	100 Salaries	161,758.47	134,550.00
20-2540-113-00-79-605-14-0000	Office O&M Salary	100 Salaries	42,031.23	44,133.01
20-2540-140-00-79-600-14-0000	Vacation-Assistant Director	100 Salaries	1,168.01	-
20-2540-140-00-79-605-14-0000	Vacation-Office O&M	100 Salaries	2,011.57	-
20-2542-110-00-79-605-14-0000	Custodial Salaries	100 Salaries	440,555.73	442,240.30
20-2542-120-00-79-605-14-0000	On Call Wages	100 Salaries	21,957.13	4,014.44
20-2542-122-00-79-605-14-0000	Summer Custodial	100 Salaries	62,030.46	-

HUNTLEY COMMUNITY SCHOOL DISTRICT 158

FY26 Proposed Budget - Expenditure Detail By Account

Presented:

Account Number	Account Description	Object Type	FY25	FY26
20-2542-130-00-79-605-14-0000	Custodial Overtime	100 Salaries	21,839.33	38,230.95
20-2542-140-00-79-605-14-0000	Vacation-Custodial Salaries	100 Salaries	4,969.56	-
20-2543-130-00-79-605-14-0000	Athletic Grounds Mtnc Overtime	100 Salaries	1,548.24	-
20-2544-110-00-79-605-14-0000	Maintenance Salary	100 Salaries	724,309.48	692,729.83
20-2544-130-00-79-605-14-0000	Overtime-Maintenance	100 Salaries	24,471.26	18,681.32
20-2544-140-00-79-605-14-0000	Vacation-Maintenance	100 Salaries	5,098.94	-
20-2540-212-00-79-605-14-0000	IMRF Employer Paid	200 Employee Benefits	7,570.28	7,835.24
20-2540-220-00-79-600-14-0000	O&M of Plant Serv Insurance	200 Employee Benefits	316,435.55	360,736.53
20-2540-310-00-79-000-00-0000	Professional & Technical	300 Purchased Services	100,000.00	100,000.00
20-2540-323-00-79-000-00-0000	Repairs and Maintenance	300 Purchased Services	9,459.00	9,459.00
20-2540-332-00-79-000-00-0000	Travel	300 Purchased Services	2,750.00	2,750.00
20-2540-340-00-79-000-00-0000	Telephone - Districtwide	300 Purchased Services	129,200.00	135,000.00
20-2540-341-00-79-605-14-0000	Postage	300 Purchased Services	140.00	140.00
20-2540-350-00-79-000-00-0000	Newspaper bids	300 Purchased Services	1,024.00	1,024.00
20-2540-370-00-79-000-00-0000	Water/Sewer	300 Purchased Services	99,072.00	99,072.00
20-2540-381-00-79-500-14-0000	Property Insurance	300 Purchased Services	159,178.70	171,594.64
20-2540-382-00-79-600-14-0000	Support Serv-O&M W/C Ins	300 Purchased Services	74,690.38	79,993.40
20-2542-310-00-79-000-00-0000	Custodial Contract Service	300 Purchased Services	2,354,385.00	2,425,358.66
20-2542-319-00-79-605-14-0000	Contractual Cust. Replacement	300 Purchased Services	17,151.00	17,151.00
20-2542-320-00-79-605-14-0000	Contractual Overtime	300 Purchased Services	30,000.00	30,000.00
20-2542-321-00-79-000-00-0000	Sanitation/Exterminating	300 Purchased Services	55,032.00	55,032.00
20-2542-322-00-79-605-14-0000	Snow Removal	300 Purchased Services	353,500.00	218,500.00
20-2542-323-00-79-000-00-0000	Repairs & Maint Buildings	300 Purchased Services	575,000.00	575,000.00
20-2542-325-00-79-000-00-0000	Rentals	300 Purchased Services	1,104.00	1,104.00
20-2542-329-00-79-000-00-0000	Buildings - Small Projects	300 Purchased Services	74,786.00	25,000.00
20-2542-390-00-79-000-00-0000	Other Purchased Service	300 Purchased Services	254,000.00	254,000.00
20-2543-320-00-79-600-14-0000	Grounds Contract	300 Purchased Services	180,591.00	180,591.00
20-2543-323-00-79-000-00-0000	Repairs-Grounds	300 Purchased Services	191,536.00	191,536.00
20-2545-323-00-79-600-14-0000	Vehicle Repairs & Maintenance	300 Purchased Services	10,769.00	5,000.00
20-2546-310-00-71-305-00-0000	Resource Officer	300 Purchased Services	275,000.00	275,000.00

HUNTLEY COMMUNITY SCHOOL DISTRICT 158

FY26 Proposed Budget - Expenditure Detail By Account

Presented:

Account Number	Account Description	Object Type	FY25	FY26
20-2540-410-00-79-000-00-0000	Office Supplies B & G	400 Supplies & Materials	4,000.00	4,000.00
20-2540-465-00-79-000-00-0000	Natural Gas	400 Supplies & Materials	358,000.00	358,000.00
20-2540-466-00-79-000-00-0000	Electric	400 Supplies & Materials	750,000.00	750,000.00
20-2542-410-00-79-000-00-0000	Supplies B & G	400 Supplies & Materials	640,843.00	640,843.00
20-2543-410-00-79-000-00-0000	Grounds Supplies	400 Supplies & Materials	76,000.00	76,000.00
20-2542-520-00-79-000-00-0000	Building projects	500 Capital Outlay	1,325,105.00	1,403,164.00
20-2543-530-00-79-000-00-0000	Improvements not Buildings	500 Capital Outlay	1,000,000.00	1,215,000.00
20-2540-640-00-79-000-00-0000	Dues & Fees	600 Other Objects	3,000.00	3,000.00
30-5220-620-00-00-000-00-0000	Interest on Bonds	600 Other Objects	9,167,606.88	7,238,382.88
30-5320-610-00-00-000-00-0000	Principal on Bonds	600 Other Objects	3,060,423.20	3,060,423.20
30-5900-690-00-00-000-00-0000	Bond Service Charge	600 Other Objects	21,860.17	21,860.17
40-2550-110-00-79-405-14-0000	Director Transportation	100 Salaries	97,912.64	101,340.06
40-2550-113-00-79-400-14-0000	Trans Secretary	100 Salaries	-	41,028.36
40-2550-113-00-79-405-14-0000	Trans Coordinator	100 Salaries	76,256.39	78,862.11
40-2550-140-00-79-405-14-0000	Vacation-Transportation Office	100 Salaries	1,844.22	-
40-2552-110-00-79-405-14-0000	Drivers Salary	100 Salaries	2,296,008.97	2,184,275.49
40-2552-114-00-79-405-14-0000	Field Trip Salary	100 Salaries	79,136.13	69,993.17
40-2552-115-00-79-405-14-0000	Athletic Trip Salary	100 Salaries	121,876.03	105,378.44
40-2552-116-00-79-405-14-0000	Park District Trip Salary	100 Salaries	1,642.07	-
40-2552-120-00-79-405-14-0000	On Call Substitute Salary	100 Salaries	15,625.07	-
40-2552-125-00-79-405-14-0000	Training	100 Salaries	6,894.56	8,822.14
40-2552-130-00-79-405-14-0000	Overtime	100 Salaries	17,081.54	19,938.66
40-2554-110-00-79-405-14-0000	Bus Maintenance Salary	100 Salaries	211,758.71	131,186.71
40-2554-130-00-79-405-14-0000	Overtime	100 Salaries	11,145.13	29,365.95
40-2554-140-00-79-405-14-0000	Vacation-Bus Maintenance	100 Salaries	1,425.81	-
40-2559-110-00-79-605-14-0000	Bus Aides	100 Salaries	348,244.24	314,665.72
40-2550-212-00-79-405-14-0000	IMRF Employer Paid	200 Employee Benefits	14,040.48	14,531.90
40-2550-220-00-79-600-14-0000	Pupil Transportation Serv Ins	200 Employee Benefits	2,151,656.65	2,452,888.58
40-2550-310-00-79-000-00-0000	Prof & Tech Service Trans	300 Purchased Services	115,000.00	115,000.00
40-2550-321-00-79-000-00-0000	Bus Sanitation	300 Purchased Services	31,204.00	31,204.00

HUNTLEY COMMUNITY SCHOOL DISTRICT 158

FY26 Proposed Budget - Expenditure Detail By Account

Presented:

Account Number	Account Description	Object Type	FY25	FY26
40-2550-323-00-79-000-00-0000	Repairs and Maintenance	300 Purchased Services	73,439.00	73,439.00
40-2550-325-00-79-000-00-0000	Rental Trans	300 Purchased Services	10,000.00	10,000.00
40-2550-340-00-79-000-00-0000	Transportation Radio Repairs	300 Purchased Services	20,896.00	20,896.00
40-2550-380-00-79-000-00-0000	Vehicle Insurance	300 Purchased Services	54,467.46	58,715.92
40-2550-382-00-79-600-14-0000	Support Serv-Trans W/C Ins	300 Purchased Services	276,096.58	295,699.44
40-2552-323-00-79-000-00-0000	Bus Repairs - Large	300 Purchased Services	5,317.00	5,317.00
40-2552-331-00-79-000-00-0000	Contracted Transportation	300 Purchased Services	500,000.00	500,000.00
40-2550-410-00-79-000-00-0000	Office Supplies	400 Supplies & Materials	5,000.00	5,000.00
40-2552-461-00-79-000-00-0000	Propane	400 Supplies & Materials	150,000.00	150,000.00
40-2552-464-00-79-000-00-0000	Diesel/Gasoline	400 Supplies & Materials	400,000.00	400,000.00
40-2552-490-00-79-000-00-0000	Inventoriable Supplies	400 Supplies & Materials	30,000.00	30,000.00
40-2554-410-00-79-000-00-0000	Fleet Supplies	400 Supplies & Materials	300,000.00	300,000.00
40-2552-540-00-79-000-00-0000	Bus Purchases	500 Capital Outlay	400,000.00	-
40-2552-640-00-79-000-00-0000	Dues & Fees	600 Other Objects	6,219.00	6,219.00
50-1100-214-00-79-600-14-0000	MEDI	200 Employee Benefits	590.24	610.90
50-1100-214-00-79-605-14-0000	Extra Duty	200 Employee Benefits	893.82	925.10
50-1101-212-00-79-605-14-0000	Retirement Incentive IMRF	200 Employee Benefits	356.87	369.36
50-1101-213-00-79-605-14-0000	Retirement Incentive FICA	200 Employee Benefits	228.17	236.16
50-1101-214-00-79-605-14-0000	Retirement Incentive Medicare	200 Employee Benefits	17,587.37	18,202.93
50-1110-212-00-72-115-13-0000	Aide IMRF Chesak	200 Employee Benefits	4,605.38	4,766.57
50-1110-213-00-72-115-13-0000	Aide FICA Chesak	200 Employee Benefits	2,940.51	3,043.43
50-1110-214-00-71-105-00-0000	Kinderg Teacher Leggee	200 Employee Benefits	9,180.40	9,501.71
50-1110-214-00-71-105-01-0000	1st Grade Teacher Leggee	200 Employee Benefits	9,098.99	9,417.45
50-1110-214-00-71-105-02-0000	2nd Grade Teacher Leggee	200 Employee Benefits	8,931.87	9,244.49
50-1110-214-00-71-105-03-0000	3rd Grade Teacher Leggee	200 Employee Benefits	7,390.38	7,649.04
50-1110-214-00-71-105-04-0000	4th Grade Teacher Leggee	200 Employee Benefits	6,982.24	7,226.62
50-1110-214-00-71-105-05-0000	5th Grade Teacher Leggee	200 Employee Benefits	5,866.03	6,071.34
50-1110-214-00-72-115-00-0000	Kinderg Teacher Chesak	200 Employee Benefits	19,162.07	19,832.74
50-1110-214-00-72-115-01-0000	1st Grade Teacher Chesak	200 Employee Benefits	18,208.68	18,845.98
50-1110-214-00-72-115-02-0000	2nd Grade Teacher Chesak	200 Employee Benefits	16,297.62	16,868.04

HUNTLEY COMMUNITY SCHOOL DISTRICT 158

FY26 Proposed Budget - Expenditure Detail By Account

Presented:

Account Number	Account Description	Object Type	FY25	FY26
50-1110-214-00-72-115-13-0000	Medicare Chesak	200 Employee Benefits	704.87	729.54
50-1110-214-00-72-125-03-0000	3rd Grade Teacher Martin	200 Employee Benefits	14,976.79	15,500.98
50-1110-214-00-72-125-04-0000	4th Grade Teacher Martin	200 Employee Benefits	16,509.72	17,087.56
50-1110-214-00-72-125-05-0000	5th Grade Teacher Martin	200 Employee Benefits	14,614.72	15,126.24
50-1110-214-00-74-145-00-0000	Kndr Teach Mackeben Medicare	200 Employee Benefits	12,785.07	13,232.55
50-1110-214-00-74-145-01-0000	1st Grade Teacher Mackeben	200 Employee Benefits	13,098.94	13,557.40
50-1110-214-00-74-145-02-0000	2nd Grade Teacher Mackeben	200 Employee Benefits	11,041.11	11,427.55
50-1110-214-00-74-155-03-0000	3rd Gr Teach Conley Medicare	200 Employee Benefits	9,767.43	10,109.29
50-1110-214-00-74-155-04-0000	4th Grade Teacher Conley	200 Employee Benefits	10,590.13	10,960.78
50-1110-214-00-74-155-05-0000	5th Grade Teacher Conley	200 Employee Benefits	9,718.15	10,058.29
50-1110-214-02-71-105-13-0000	Art Teacher Leggee	200 Employee Benefits	1,766.44	1,828.27
50-1110-214-02-72-115-13-0000	Art Teacher Chesak	200 Employee Benefits	2,250.64	2,329.41
50-1110-214-02-72-125-13-0000	Art Teacher Martin	200 Employee Benefits	2,573.08	2,663.14
50-1110-214-02-74-145-13-0000	Art Teacher Mackeben	200 Employee Benefits	1,297.25	1,342.65
50-1110-214-02-74-155-13-0000	Art Teacher Conley	200 Employee Benefits	1,380.81	1,429.14
50-1110-214-05-71-105-13-0000	Reading Teacher Leggee	200 Employee Benefits	3,284.38	3,399.33
50-1110-214-05-72-115-13-0000	Reading Teacher Chesak	200 Employee Benefits	5,501.81	5,694.37
50-1110-214-05-72-125-13-0000	Reading Teacher Martin	200 Employee Benefits	4,443.44	4,598.96
50-1110-214-05-74-145-13-0000	Reading Teacher Mackeben	200 Employee Benefits	3,755.71	3,887.16
50-1110-214-05-74-155-13-0000	Reading Teacher Conley	200 Employee Benefits	3,568.25	3,693.14
50-1110-214-12-71-105-13-0000	Music Teacher Leggee	200 Employee Benefits	2,927.65	3,030.12
50-1110-214-12-72-115-13-0000	Music Teacher Chesak	200 Employee Benefits	3,548.96	3,673.17
50-1110-214-12-72-125-13-0000	Music Teacher Martin	200 Employee Benefits	4,279.54	4,429.32
50-1110-214-12-74-145-13-0000	Music Teacher Mackeben	200 Employee Benefits	2,428.46	2,513.46
50-1110-214-12-74-155-13-0000	Music Teacher Conley	200 Employee Benefits	1,713.96	1,773.95
50-1110-214-50-71-105-13-0000	PE Teacher Leggee	200 Employee Benefits	4,727.31	4,892.77
50-1110-214-50-72-115-13-0000	PE Teacher Chesak	200 Employee Benefits	5,647.50	5,845.16
50-1110-214-50-72-125-13-0000	PE Teacher Martin	200 Employee Benefits	7,473.93	7,735.52
50-1110-214-50-74-145-13-0000	PE Teacher Mackeben	200 Employee Benefits	3,403.28	3,522.39
50-1110-214-50-74-155-13-0000	PE Teacher Conley	200 Employee Benefits	3,362.57	3,480.26

HUNTLEY COMMUNITY SCHOOL DISTRICT 158

FY26 Proposed Budget - Expenditure Detail By Account

Presented:

Account Number	Account Description	Object Type	FY25	FY26
50-1110-214-61-71-100-03-0000	Keyboarding Medicare Leggee	200 Employee Benefits	608.46	629.76
50-1110-214-61-72-120-03-0000	Keyboarding Medicare Martin	200 Employee Benefits	1,571.48	1,626.48
50-1110-214-61-74-150-03-0000	Keyboarding 3rd Grade Conley	200 Employee Benefits	608.46	629.76
50-1120-214-00-72-215-13-0000	Foods Teacher Heineman	200 Employee Benefits	1,199.77	1,241.76
50-1120-214-00-72-225-13-0000	Foods Teacher Marlowe	200 Employee Benefits	896.61	927.99
50-1120-214-02-72-225-13-0000	Art Teacher Marlowe	200 Employee Benefits	2,104.95	2,178.62
50-1120-214-02-74-215-13-0000	Art Teacher Heineman	200 Employee Benefits	1,040.15	1,076.56
50-1120-214-05-72-225-06-0000	English Teacher 6th Marlowe	200 Employee Benefits	8,565.52	8,865.31
50-1120-214-05-72-225-07-0000	English Teacher 7th Marlowe	200 Employee Benefits	6,735.86	6,971.62
50-1120-214-05-72-225-08-0000	English Teacher 8th Marlowe	200 Employee Benefits	7,987.05	8,266.60
50-1120-214-05-74-215-06-0000	English Teacher 6th Heineman	200 Employee Benefits	6,583.75	6,814.18
50-1120-214-05-74-215-07-0000	English Teacher 7th Heineman	200 Employee Benefits	6,022.43	6,233.22
50-1120-214-05-74-215-08-0000	English Teacher 8th Heineman	200 Employee Benefits	3,905.69	4,042.39
50-1120-214-06-72-225-13-0000	Foreign Lang Teacher Marlowe	200 Employee Benefits	2,202.44	2,279.53
50-1120-214-06-74-215-13-0000	Foreign Lang Teacher Heineman	200 Employee Benefits	1,384.02	1,432.46
50-1120-214-11-72-225-06-0000	Math Teacher 6th Marlowe	200 Employee Benefits	4,234.55	4,382.76
50-1120-214-11-72-225-07-0000	Math Teacher 7th Marlowe	200 Employee Benefits	3,583.24	3,708.65
50-1120-214-11-72-225-08-0000	Math Teacher 8th Marlowe	200 Employee Benefits	4,941.56	5,114.51
50-1120-214-11-74-215-06-0000	Math Teacher 6th Heineman	200 Employee Benefits	2,694.13	2,788.42
50-1120-214-11-74-215-07-0000	Math Teacher 7th Heineman	200 Employee Benefits	2,610.57	2,701.94
50-1120-214-11-74-215-08-0000	Math Teacher 8th Heineman	200 Employee Benefits	2,952.30	3,055.63
50-1120-214-12-72-225-13-0000	Music Teacher Marlowe	200 Employee Benefits	5,333.62	5,520.30
50-1120-214-12-74-215-13-0000	Music Teacher Heineman	200 Employee Benefits	3,335.79	3,452.54
50-1120-214-13-72-225-06-0000	Science Teacher 6th Marlowe	200 Employee Benefits	4,674.83	4,838.45
50-1120-214-13-72-225-07-0000	Science Teacher 7th Marlowe	200 Employee Benefits	4,375.95	4,529.11
50-1120-214-13-72-225-08-0000	Science Teacher 8th Marlowe	200 Employee Benefits	2,080.32	2,153.13
50-1120-214-13-74-215-06-0000	Science 6th Heineman	200 Employee Benefits	2,963.01	3,066.72
50-1120-214-13-74-215-07-0000	Science 7th Heineman	200 Employee Benefits	2,648.07	2,740.75
50-1120-214-13-74-215-08-0000	Science 8th Heineman	200 Employee Benefits	2,355.62	2,438.07
50-1120-214-15-72-225-06-0000	Soc Stud Teacher 6th Marlowe	200 Employee Benefits	4,619.12	4,780.79

HUNTLEY COMMUNITY SCHOOL DISTRICT 158

FY26 Proposed Budget - Expenditure Detail By Account

Presented:

Account Number	Account Description	Object Type	FY25	FY26
50-1120-214-15-72-225-07-0000	Soc Stud Teacher 7th Marlowe	200 Employee Benefits	3,045.49	3,152.08
50-1120-214-15-72-225-08-0000	Soc Stud Teacher 8th Marlowe	200 Employee Benefits	3,475.05	3,596.68
50-1120-214-15-74-215-06-0000	Soc Studies 6th Heineman	200 Employee Benefits	2,443.47	2,528.99
50-1120-214-15-74-215-07-0000	Soc Studies 7th Heineman	200 Employee Benefits	2,187.44	2,264.00
50-1120-214-15-74-215-08-0000	Soc Studies 8th Heineman	200 Employee Benefits	2,265.64	2,344.94
50-1120-214-50-72-225-13-0000	PE Teacher Marlowe	200 Employee Benefits	8,457.32	8,753.33
50-1120-214-50-74-215-13-0000	PE Teacher Heineman	200 Employee Benefits	4,873.00	5,043.55
50-1120-214-61-72-225-13-0000	Computer Teacher Marlowe	200 Employee Benefits	2,877.31	2,978.02
50-1120-214-61-74-215-13-0000	Computer Teacher Heineman	200 Employee Benefits	2,453.11	2,538.97
50-1125-212-00-79-600-14-0000	Preschool Aide	200 Employee Benefits	43,301.99	44,817.56
50-1125-212-90-79-600-14-0000	Parent Tot Coordinator	200 Employee Benefits	2,643.13	2,735.64
50-1125-213-00-79-600-14-0000	Preschool Aide	200 Employee Benefits	32,466.69	33,603.02
50-1125-213-90-79-600-14-0000	Parent Tot Coordinator	200 Employee Benefits	1,688.25	1,747.34
50-1125-214-00-79-600-14-0000	Preschool Aide	200 Employee Benefits	19,768.39	20,460.28
50-1125-214-90-79-600-14-0000	Parent Tot Coordinator	200 Employee Benefits	404.92	419.09
50-1130-212-00-71-305-13-0000	Aide Salary HS	200 Employee Benefits	10,728.91	11,104.42
50-1130-213-00-71-305-13-0000	Aide Salary HS	200 Employee Benefits	6,849.41	7,089.14
50-1130-214-00-71-305-13-0000	Team Leaders HS	200 Employee Benefits	2,230.29	2,308.35
50-1130-214-02-71-305-13-0000	Art Teacher HS	200 Employee Benefits	5,962.44	6,171.13
50-1130-214-05-71-305-13-0000	English/LA Teacher HS	200 Employee Benefits	23,994.36	24,834.16
50-1130-214-05-71-305-23-0000	Reading Specialist HS	200 Employee Benefits	1,667.89	1,726.27
50-1130-214-06-71-305-13-0000	Foreign Lang Teacher HS	200 Employee Benefits	12,270.88	12,700.36
50-1130-214-11-71-305-13-0000	Math Teacher HS	200 Employee Benefits	22,843.88	23,643.42
50-1130-214-12-71-305-13-0000	Music Teacher HS	200 Employee Benefits	2,763.76	2,860.49
50-1130-214-13-71-305-13-0000	Science Teacher HS	200 Employee Benefits	17,008.91	17,604.22
50-1130-214-15-71-305-13-0000	Soc Studies Teacher HS	200 Employee Benefits	16,955.35	17,548.79
50-1130-214-50-71-305-13-0000	PE Teacher HS	200 Employee Benefits	14,879.32	15,400.10
50-1130-214-61-71-305-13-0000	Computer Teacher HS	200 Employee Benefits	2,789.47	2,887.10
50-1200-212-00-71-105-13-0000	Spec Ed Aide Leggee	200 Employee Benefits	58,666.86	60,720.20
50-1200-212-00-71-305-13-0000	Spec Ed Aide HS	200 Employee Benefits	26,714.65	27,649.66

HUNTLEY COMMUNITY SCHOOL DISTRICT 158

FY26 Proposed Budget - Expenditure Detail By Account

Presented:

Account Number	Account Description	Object Type	FY25	FY26
50-1200-212-00-72-115-13-0000	Spec Ed Aide Chesak	200 Employee Benefits	34,037.96	35,229.29
50-1200-212-00-72-125-13-0000	Spec Ed Aide Martin	200 Employee Benefits	41,301.21	42,746.75
50-1200-212-00-72-225-13-0000	Sp Ed Aide Marlowe	200 Employee Benefits	18,890.59	19,551.76
50-1200-212-00-74-145-13-0000	Sp Ed Aide Mackeben	200 Employee Benefits	13,470.62	13,942.09
50-1200-212-00-74-155-13-0000	Sp Ed Aide Conley	200 Employee Benefits	24,278.83	25,128.59
50-1200-212-00-74-215-13-0000	Sp Ed Aide Heineman	200 Employee Benefits	31,078.73	32,166.49
50-1200-212-00-79-505-14-0000	Sp Ed Office Salary	200 Employee Benefits	11,408.67	11,807.97
50-1200-213-00-71-105-13-0000	Spec Ed Aide Leggee	200 Employee Benefits	37,445.74	38,756.34
50-1200-213-00-71-305-13-0000	Spec Ed Aide HS	200 Employee Benefits	17,051.76	17,648.57
50-1200-213-00-72-115-13-0000	Spec Ed Aide Chesak	200 Employee Benefits	21,724.44	22,484.80
50-1200-213-00-72-125-13-0000	Spec Ed Aide Martin	200 Employee Benefits	26,358.56	27,281.11
50-1200-213-00-72-225-13-0000	Sp Ed Aide Marlowe	200 Employee Benefits	12,054.49	12,476.40
50-1200-213-00-74-145-13-0000	Sp Ed Aide Mackeben	200 Employee Benefits	8,597.65	8,898.57
50-1200-213-00-74-155-13-0000	Sp Ed Aide Conley	200 Employee Benefits	15,494.20	16,036.50
50-1200-213-00-74-215-13-0000	Sp Ed Aide Heineman	200 Employee Benefits	19,835.87	20,530.13
50-1200-213-00-79-505-14-0000	Sp Ed Office Salary	200 Employee Benefits	7,282.19	7,537.07
50-1200-214-00-71-105-13-0000	Sp Ed Teacher Leggee	200 Employee Benefits	20,580.37	21,300.68
50-1200-214-00-71-305-13-0000	Sp Ed Teacher HS	200 Employee Benefits	19,977.28	20,676.48
50-1200-214-00-72-115-13-0000	Sp Ed Teacher Chesak	200 Employee Benefits	12,932.89	13,385.54
50-1200-214-00-72-125-13-0000	Sp Ed Teacher Martin	200 Employee Benefits	18,776.43	19,433.61
50-1200-214-00-72-225-13-0000	Sp Ed Teacher Marlowe	200 Employee Benefits	17,905.52	18,532.21
50-1200-214-00-74-145-13-0000	Sp Ed Teacher Mackeben	200 Employee Benefits	5,612.14	5,808.56
50-1200-214-00-74-155-13-0000	Sp Ed Teacher Conley	200 Employee Benefits	12,169.12	12,595.04
50-1200-214-00-74-215-13-0000	Sp Ed Teacher Heineman	200 Employee Benefits	17,820.90	18,444.63
50-1200-214-00-79-505-14-0000	Director Special Ed	200 Employee Benefits	3,691.44	3,820.64
50-1200-214-00-79-600-14-0000	Sp Ed Extra Duty	200 Employee Benefits	2,037.47	2,108.78
50-1200-214-00-79-605-14-0000	Sp Ed Aides Salary District	200 Employee Benefits	1,582.19	1,637.57
50-1400-214-03-71-305-13-0000	Business Teacher HS	200 Employee Benefits	3,056.20	3,163.17
50-1400-214-09-71-305-13-0000	Home Ec Teacher HS	200 Employee Benefits	2,245.29	2,323.88
50-1400-214-10-71-305-13-0000	Industrial Arts Teacher HS	200 Employee Benefits	2,215.29	2,292.83

HUNTLEY COMMUNITY SCHOOL DISTRICT 158

FY26 Proposed Budget - Expenditure Detail By Account

Presented:

Account Number	Account Description	Object Type	FY25	FY26
50-1501-214-30-71-305-13-0000	Academis Team Sponsor HS	200 Employee Benefits	43.92	45.46
50-1501-214-30-72-225-13-0000	Academic Team Sponsor Marlowe	200 Employee Benefits	81.41	84.26
50-1501-214-30-74-215-13-0000	Academic Team Sponsor Heineman	200 Employee Benefits	73.91	76.50
50-1502-214-30-74-215-13-0000	Art Club	200 Employee Benefits	18.21	18.85
50-1503-214-30-71-305-13-0000	Band Sponsor HS	200 Employee Benefits	70.70	73.17
50-1503-214-30-72-225-13-0000	Band Sponsor Marlowe	200 Employee Benefits	96.41	99.78
50-1503-214-30-74-215-13-0000	Band Sponsor Heineman	200 Employee Benefits	53.56	55.43
50-1504-214-30-71-305-15-0000	Baseball Coach HS	200 Employee Benefits	111.41	115.31
50-1505-213-30-71-305-15-0000	Basketball Boys Coach HS	200 Employee Benefits	687.73	711.80
50-1505-213-30-71-305-16-0000	Basketball Girls Coach HS	200 Employee Benefits	382.42	395.80
50-1505-214-30-71-305-15-0000	Basketball Boys Coach HS	200 Employee Benefits	479.91	496.71
50-1505-214-30-71-305-16-0000	Basketball Girls Coach HS	200 Employee Benefits	477.77	494.49
50-1505-214-30-72-225-15-0000	Basketball Boys Coach Marlowe	200 Employee Benefits	201.39	208.44
50-1505-214-30-72-225-16-0000	Basketball Girls Coach Marlowe	200 Employee Benefits	261.38	270.53
50-1505-214-30-74-215-15-0000	Basketball Boys Coach Heineman	200 Employee Benefits	265.66	274.96
50-1505-214-30-74-215-16-0000	Basketball Gls Coach Heineman	200 Employee Benefits	261.38	270.53
50-1506-214-30-71-305-13-0000	Cheerleading Sponsor HS	200 Employee Benefits	187.47	194.03
50-1506-214-30-72-225-13-0000	Cheer Sponsor Marlowe	200 Employee Benefits	56.77	58.76
50-1506-214-30-74-215-13-0000	Cheer Sponsor Heineman	200 Employee Benefits	58.91	60.97
50-1507-214-30-71-305-13-0000	Chorus Sponsor HS	200 Employee Benefits	53.56	55.43
50-1507-214-30-72-225-13-0000	Chorus Sponsor Marlowe	200 Employee Benefits	26.78	27.72
50-1507-214-30-74-215-13-0000	Chorus Sponsor Heineman	200 Employee Benefits	100.70	104.22
50-1508-214-30-71-305-13-0000	Color Guard Coach HS	200 Employee Benefits	22.49	23.28
50-1510-214-30-71-300-13-0000	Community Service Club	200 Employee Benefits	23.57	24.39
50-1511-214-30-71-305-15-0000	Cross Ctry Boys Coach HS	200 Employee Benefits	69.62	72.06
50-1511-214-30-71-305-16-0000	Cross Ctry Girls Coach HS	200 Employee Benefits	69.62	72.06
50-1511-214-30-72-225-13-0000	Cross Ctry Coach Marlowe	200 Employee Benefits	79.27	82.04
50-1511-214-30-74-215-13-0000	Cross Ctry Coach Heineman	200 Employee Benefits	82.48	85.37
50-1512-214-30-71-300-13-0000	Dance Club	200 Employee Benefits	18.21	18.85
50-1513-214-30-71-305-13-0000	FFA Sponsor HS	200 Employee Benefits	36.42	37.69

HUNTLEY COMMUNITY SCHOOL DISTRICT 158

FY26 Proposed Budget - Expenditure Detail By Account

Presented:

Account Number	Account Description	Object Type	FY25	FY26
50-1514-213-30-71-305-15-0000	Football Coach HS	200 Employee Benefits	745.57	771.66
50-1514-214-30-71-305-15-0000	Football Coach HS	200 Employee Benefits	1,041.23	1,077.67
50-1515-214-30-71-305-15-0000	Golf Boys Coach HS	200 Employee Benefits	204.60	211.76
50-1516-214-30-71-105-13-0000	Literary Club Leggee	200 Employee Benefits	23.57	24.39
50-1516-214-30-72-115-13-0000	Literary Club Chesak	200 Employee Benefits	52.48	54.32
50-1516-214-30-72-125-13-0000	Literary Club Martin	200 Employee Benefits	51.42	53.22
50-1516-214-30-72-225-13-0000	Literary Club Sponsor Marlowe	200 Employee Benefits	25.71	26.61
50-1516-214-30-74-145-14-0000	Literary Club Mackeben	200 Employee Benefits	26.78	27.72
50-1516-214-30-74-155-13-0000	Literary Club Conley	200 Employee Benefits	23.57	24.39
50-1516-214-30-74-215-13-0000	Literary Club Sponsor Heineman	200 Employee Benefits	23.57	24.39
50-1517-214-30-71-305-13-0000	Math Team Sponsor HS	200 Employee Benefits	36.42	37.69
50-1518-214-30-71-305-13-0000	Multicultural Club Sponsor HS	200 Employee Benefits	18.21	18.85
50-1519-214-30-71-305-13-0000	NHS Coach HS	200 Employee Benefits	18.21	18.85
50-1520-214-30-71-305-13-0000	Newspaper Sponsor HS	200 Employee Benefits	20.35	21.06
50-1521-214-30-71-305-13-0000	Pom Pons Sponsor HS	200 Employee Benefits	113.55	117.52
50-1522-214-30-72-225-13-0000	Science Club Sponsor Marlowe	200 Employee Benefits	23.57	24.39
50-1522-214-30-74-215-13-0000	Science Club Sponsor Heineman	200 Employee Benefits	26.78	27.72
50-1525-214-30-71-305-15-0000	Soccer Boys Coach HS	200 Employee Benefits	179.97	186.27
50-1525-214-30-71-305-16-0000	Soccer Girls Coach HS	200 Employee Benefits	183.17	189.58
50-1526-214-30-71-305-16-0000	Softball Girls Coach HS	200 Employee Benefits	258.16	267.20
50-1527-214-30-72-225-13-0000	Spanish Club Sponsor Marlowe	200 Employee Benefits	9.64	9.98
50-1527-214-30-74-215-13-0000	Spanish Club Sponsor Heineman	200 Employee Benefits	7.49	7.75
50-1528-214-30-71-305-13-0000	Speech Club Sponsor HS	200 Employee Benefits	143.54	148.56
50-1529-214-30-71-305-13-0000	Student Council Sponsor HS	200 Employee Benefits	28.92	29.93
50-1529-214-30-72-225-13-0000	Student Cncil Sponsor Marlowe	200 Employee Benefits	49.28	51.00
50-1529-214-30-74-215-13-0000	Student Council Spons Heineman	200 Employee Benefits	53.56	55.43
50-1530-214-30-71-305-15-0000	Tennis Boys Coach HS	200 Employee Benefits	127.47	131.93
50-1530-214-30-71-305-16-0000	Tennis Girls Coach HS	200 Employee Benefits	127.47	131.93
50-1531-214-30-74-215-13-0000	Theater Club Sponsor Heineman	200 Employee Benefits	56.77	58.76
50-1532-214-30-71-305-15-0000	Track Boys Coach HS	200 Employee Benefits	342.79	354.79

HUNTLEY COMMUNITY SCHOOL DISTRICT 158

FY26 Proposed Budget - Expenditure Detail By Account

Presented:

Account Number	Account Description	Object Type	FY25	FY26
50-1532-214-30-71-305-16-0000	Track Girls Coach HS	200 Employee Benefits	258.16	267.20
50-1532-214-30-72-225-13-0000	Track Coach Marlowe	200 Employee Benefits	116.76	120.85
50-1532-214-30-74-215-13-0000	Track Coach Heineman	200 Employee Benefits	163.89	169.63
50-1533-214-30-71-305-13-0000	VICA Sponsor HS	200 Employee Benefits	23.57	24.39
50-1534-214-30-71-305-16-0000	Volleyball Girls Coach HS	200 Employee Benefits	382.42	395.80
50-1534-214-30-72-225-16-0000	Volleyball Coach Marlowe	200 Employee Benefits	202.46	209.55
50-1534-214-30-74-215-13-0000	Medicare	200 Employee Benefits	148.90	154.11
50-1534-214-30-74-215-16-0000	Volleyball Coach Heineman	200 Employee Benefits	59.99	62.09
50-1535-213-30-71-305-15-0000	Wrestling Coach HS	200 Employee Benefits	765.92	792.73
50-1535-214-30-71-305-15-0000	Wrestling Boys Coach HS	200 Employee Benefits	217.45	225.06
50-1535-214-30-72-225-15-0000	Wrestling Coach Marlowe	200 Employee Benefits	184.25	190.70
50-1535-214-30-74-215-15-0000	Medicare	200 Employee Benefits	179.97	186.27
50-1536-214-30-72-225-13-0000	WYSE Marlowe	200 Employee Benefits	7.49	7.75
50-1536-214-30-74-215-13-0000	WYSE Heineman	200 Employee Benefits	9.64	9.98
50-1537-214-30-71-305-13-0000	Yearbook Sponsor HS	200 Employee Benefits	63.20	65.41
50-1537-214-30-72-225-13-0000	Yearbook Sponsor Marlowe	200 Employee Benefits	19.28	19.95
50-1537-214-30-74-215-13-0000	Yearbook Sponsor Heineman	200 Employee Benefits	19.28	19.95
50-1540-214-30-71-305-13-0000	Class Sponsors HS	200 Employee Benefits	86.76	89.80
50-1540-214-30-72-225-14-0000	Team Leaders Marlowe	200 Employee Benefits	834.48	863.69
50-1540-214-30-74-215-14-0000	Team Leaders Heineman	200 Employee Benefits	613.81	635.29
50-1541-214-30-72-225-13-0000	Beta Club Sponsor Marlowe	200 Employee Benefits	13.92	14.41
50-1541-214-30-74-215-13-0000	Beta Club Sponsor Heineman	200 Employee Benefits	53.56	55.43
50-1542-214-30-71-305-14-0000	Head Play Director	200 Employee Benefits	56.77	58.76
50-1542-214-30-72-220-14-0000	Play Director Marlowe	200 Employee Benefits	69.62	72.06
50-1542-214-30-74-210-14-0000	Plays	200 Employee Benefits	46.06	47.67
50-1543-214-00-71-305-13-0000	Activities Director HS	200 Employee Benefits	2,218.50	2,296.15
50-1544-214-00-72-225-13-0000	Homework Club Marlowe	200 Employee Benefits	426.35	441.27
50-1544-214-00-74-215-13-0000	Homework Club Heineman	200 Employee Benefits	284.95	294.92
50-1545-213-30-71-300-14-0000	Musical Director High School	200 Employee Benefits	647.02	669.67
50-1545-214-30-71-300-14-0000	Musical Director High School	200 Employee Benefits	294.59	304.90

HUNTLEY COMMUNITY SCHOOL DISTRICT 158

FY26 Proposed Budget - Expenditure Detail By Account

Presented:

Account Number	Account Description	Object Type	FY25	FY26
50-1545-214-30-72-220-14-0000	Music Director	200 Employee Benefits	108.19	111.98
50-1545-214-30-74-210-14-0000	Music Director	200 Employee Benefits	63.20	65.41
50-1547-214-30-71-300-13-0000	Bowling-Girls	200 Employee Benefits	53.56	55.43
50-1547-214-30-74-215-13-0000	Bowling-Girls	200 Employee Benefits	19.28	19.95
50-1598-214-00-79-600-14-0000	Atwood Salaries	200 Employee Benefits	399.56	413.54
50-1599-212-00-79-600-14-0000	IMRF	200 Employee Benefits	129,418.78	133,948.44
50-1599-214-00-79-600-14-0000	Summer Camp Salaries	200 Employee Benefits	1,060.51	1,097.63
50-1600-214-00-79-605-14-0000	Summer School Salary	200 Employee Benefits	4,702.68	4,867.27
50-1650-214-00-79-605-14-0000	Gifted Salary	200 Employee Benefits	2,591.29	2,681.99
50-1700-214-21-71-300-13-0000	Drivers Ed Teacher HS	200 Employee Benefits	2,011.76	2,082.17
50-1800-214-00-79-600-14-0000	MEDI	200 Employee Benefits	58.91	60.97
50-1800-214-00-79-605-14-0000	TPI Salary	200 Employee Benefits	11,783.47	12,195.89
50-2113-214-00-79-605-14-0000	Social Worker Salary	200 Employee Benefits	17,759.83	18,381.42
50-2114-212-00-79-505-14-0000	Registration Salaries	200 Employee Benefits	11,173.03	11,564.09
50-2114-213-00-79-505-14-0000	Registration Salaries	200 Employee Benefits	7,130.07	7,379.62
50-2114-214-00-79-505-14-0000	Registration Salaries	200 Employee Benefits	1,707.53	1,767.29
50-2121-214-00-71-305-13-0000	Guidance HS	200 Employee Benefits	7,932.42	8,210.05
50-2121-214-00-72-225-13-0000	Guidance Marlowe	200 Employee Benefits	2,973.72	3,077.80
50-2121-214-00-74-215-13-0000	Guidance Heineman	200 Employee Benefits	3,105.48	3,214.17
50-2130-214-00-79-605-14-0000	Director of Health	200 Employee Benefits	1,479.36	1,531.14
50-2134-212-00-79-605-14-0000	Health Salary	200 Employee Benefits	29,600.23	30,636.24
50-2134-213-00-79-605-14-0000	Health Salary	200 Employee Benefits	18,893.19	19,554.45
50-2134-214-00-79-605-14-0000	Health Salary	200 Employee Benefits	9,612.10	9,948.52
50-2137-212-00-79-605-14-0000	Physical Therapy Salary	200 Employee Benefits	21,750.13	22,511.38
50-2137-213-00-79-605-14-0000	Physical Therapy Salary	200 Employee Benefits	13,882.00	14,367.87
50-2137-214-00-79-605-14-0000	Physical Therapy Medicare	200 Employee Benefits	3,325.08	3,441.46
50-2138-212-00-79-605-14-0000	Occupational Therapy Salary	200 Employee Benefits	65,558.53	67,853.08
50-2138-213-00-79-605-14-0000	Occupational Therapy Salary	200 Employee Benefits	41,850.62	43,315.39
50-2138-214-00-79-605-14-0000	Occupational Therapy Medicare	200 Employee Benefits	10,023.45	10,374.27
50-2140-214-00-79-605-14-0000	Psychologist Salary	200 Employee Benefits	12,785.07	13,232.55

HUNTLEY COMMUNITY SCHOOL DISTRICT 158

FY26 Proposed Budget - Expenditure Detail By Account

Presented:

Account Number	Account Description	Object Type	FY25	FY26
50-2150-212-00-79-605-14-0000	Speech Pathologist Salary	200 Employee Benefits	5,983.03	6,192.44
50-2150-213-00-79-605-14-0000	Speech Pathologist Salary	200 Employee Benefits	3,818.91	3,952.57
50-2150-214-00-79-605-14-0000	Speech Pathologist Salary	200 Employee Benefits	31,370.82	32,468.80
50-2190-212-00-79-605-14-0000	Lunch Room/Bus Duty	200 Employee Benefits	369.34	382.27
50-2190-213-00-79-605-14-0000	Lunch Room/Bus Duty	200 Employee Benefits	37,448.95	38,759.66
50-2190-214-00-79-605-14-0000	Lunch Room/Bus Duty	200 Employee Benefits	14,720.77	15,236.00
50-2212-214-00-79-605-14-0000	Inservice Hours	200 Employee Benefits	208.88	216.19
50-2220-212-00-79-605-14-0000	Media/Library Salary	200 Employee Benefits	44,785.00	46,352.47
50-2220-213-00-79-605-14-0000	Media/Library Salary	200 Employee Benefits	29,778.98	30,821.24
50-2220-214-00-79-605-14-0000	Media/Library Salary	200 Employee Benefits	17,969.80	18,598.74
50-2223-212-00-79-605-14-0000	PAC Director IMRF	200 Employee Benefits	6,300.25	6,520.76
50-2223-213-00-79-605-14-0000	PAC Director FICA	200 Employee Benefits	4,022.44	4,163.23
50-2223-214-00-79-605-14-0000	PAC Director Medicare	200 Employee Benefits	963.03	996.74
50-2321-212-00-79-505-14-0000	Supt Office Salary	200 Employee Benefits	16,540.88	17,119.81
50-2321-213-00-79-505-14-0000	Supt Office Salary	200 Employee Benefits	10,556.92	10,926.41
50-2321-214-00-79-505-14-0000	Superintendent Salary	200 Employee Benefits	5,309.29	5,495.12
50-2323-212-00-79-505-14-0000	Curr & Inst Office Salary	200 Employee Benefits	11,559.35	11,963.93
50-2323-213-00-79-505-14-0000	Curr & Inst Office Salary	200 Employee Benefits	7,376.46	7,634.64
50-2323-214-00-79-505-14-0000	Asst Supt Salary Curr & Inst	200 Employee Benefits	4,720.88	4,886.11
50-2410-212-00-71-105-13-0000	School Office Leggee	200 Employee Benefits	14,034.82	14,526.04
50-2410-212-00-71-305-13-0000	School Office HS	200 Employee Benefits	24,040.93	24,882.36
50-2410-212-00-72-115-13-0000	School Office Chesak	200 Employee Benefits	15,055.60	15,582.55
50-2410-212-00-72-125-13-0000	School Office Martin	200 Employee Benefits	16,553.34	17,132.71
50-2410-212-00-72-225-13-0000	School Office Marlowe	200 Employee Benefits	10,899.98	11,281.48
50-2410-212-00-74-145-13-0000	School Office Mackeben	200 Employee Benefits	10,178.30	10,534.54
50-2410-212-00-74-155-13-0000	School Office Conley	200 Employee Benefits	11,157.16	11,547.66
50-2410-212-00-74-215-13-0000	School Office Heineman	200 Employee Benefits	10,177.17	10,533.37
50-2410-213-00-71-105-13-0000	School Office Leggee	200 Employee Benefits	8,957.58	9,271.10
50-2410-213-00-71-305-13-0000	School Office HS	200 Employee Benefits	15,346.37	15,883.49
50-2410-213-00-72-115-13-0000	School Office Chesak	200 Employee Benefits	9,611.03	9,947.42

HUNTLEY COMMUNITY SCHOOL DISTRICT 158

FY26 Proposed Budget - Expenditure Detail By Account

Presented:

Account Number	Account Description	Object Type	FY25	FY26
50-2410-213-00-72-125-13-0000	School Office Martin	200 Employee Benefits	10,565.49	10,935.28
50-2410-213-00-72-225-13-0000	School Office Marlowe	200 Employee Benefits	6,956.54	7,200.02
50-2410-213-00-74-145-13-0000	School Office Mackeben	200 Employee Benefits	6,496.97	6,724.36
50-2410-213-00-74-155-13-0000	School Office Conley	200 Employee Benefits	7,123.65	7,372.98
50-2410-213-00-74-215-13-0000	School Office Heineman	200 Employee Benefits	6,493.77	6,721.05
50-2410-214-00-71-105-13-0000	Principal Salary Leggee	200 Employee Benefits	4,174.56	4,320.67
50-2410-214-00-71-305-13-0000	Principal Salary HS	200 Employee Benefits	6,500.19	6,727.70
50-2410-214-00-72-115-13-0000	Principal Salary Chesak	200 Employee Benefits	4,480.93	4,637.76
50-2410-214-00-72-125-13-0000	Principal Salary Martin	200 Employee Benefits	4,726.24	4,891.66
50-2410-214-00-72-225-13-0000	Principal Salary Marlowe	200 Employee Benefits	3,745.00	3,876.07
50-2410-214-00-74-145-13-0000	Principal Salary Mackeben	200 Employee Benefits	3,453.63	3,574.51
50-2410-214-00-74-155-13-0000	Principal Salary Conley	200 Employee Benefits	3,476.12	3,597.78
50-2410-214-00-74-215-13-0000	Principal Salary Heineman	200 Employee Benefits	3,742.86	3,873.86
50-2411-214-00-71-105-13-0000	Asst Prin Salary Leggee	200 Employee Benefits	1,344.38	1,391.43
50-2411-214-00-71-305-13-0000	Asst Prin Salary HS	200 Employee Benefits	1,793.23	1,855.99
50-2411-214-00-72-115-13-0000	Asst Prin Salary Chesak	200 Employee Benefits	3,057.28	3,164.28
50-2411-214-00-72-125-13-0000	Asst Prin Salary Martin	200 Employee Benefits	2,840.89	2,940.32
50-2411-214-00-72-225-13-0000	Asst Prin Salary Marlowe	200 Employee Benefits	1,467.58	1,518.95
50-2411-214-00-74-145-13-0000	Asst Prin Salary Mackeben	200 Employee Benefits	1,341.17	1,388.11
50-2411-214-00-74-155-13-0000	Asst Prin Salary Conley	200 Employee Benefits	1,344.38	1,391.43
50-2411-214-00-74-215-13-0000	Asst Prin Salary Heineman	200 Employee Benefits	1,633.61	1,690.79
50-2412-212-00-71-305-13-0000	Dean Secretary - HS	200 Employee Benefits	3,167.69	3,278.56
50-2412-213-00-71-305-13-0000	Dean Secretary - HS	200 Employee Benefits	2,021.40	2,092.15
50-2412-214-00-71-305-13-0000	Dean - HS	200 Employee Benefits	3,421.49	3,541.24
50-2510-212-00-79-505-14-0000	Bus Office IMRF	200 Employee Benefits	20,115.29	20,819.33
50-2510-213-00-79-505-14-0000	Bus Office FICA	200 Employee Benefits	12,261.24	12,690.38
50-2510-214-00-79-505-14-0000	Asst Supt Salary Business	200 Employee Benefits	2,937.30	3,040.11
50-2520-212-00-79-505-14-0000	Fiscal Office IMRF	200 Employee Benefits	10,343.72	10,705.75
50-2520-213-00-79-505-14-0000	Fiscal Office Soc Sec	200 Employee Benefits	6,603.03	6,834.14
50-2520-214-00-79-505-14-0000	Director of Fiscal Service	200 Employee Benefits	1,581.13	1,636.47

HUNTLEY COMMUNITY SCHOOL DISTRICT 158

FY26 Proposed Budget - Expenditure Detail By Account

Presented:

Account Number	Account Description	Object Type	FY25	FY26
50-2525-212-00-79-505-14-0000	Fiscal Office Salary	200 Employee Benefits	38,089.33	39,422.46
50-2525-213-00-79-505-14-0000	Fiscal Office Salary	200 Employee Benefits	24,312.52	25,163.46
50-2525-214-00-79-505-14-0000	Fiscal Office Salary	200 Employee Benefits	5,824.25	6,028.10
50-2540-212-00-79-600-14-0000	Assistant Director Salary	200 Employee Benefits	11,938.89	12,356.75
50-2540-212-00-79-605-14-0000	Director Build & Grounds	200 Employee Benefits	28,665.57	29,668.86
50-2540-213-00-79-600-14-0000	Assistant Director Salary	200 Employee Benefits	7,621.76	7,888.52
50-2540-213-00-79-605-14-0000	Director Build & Grounds	200 Employee Benefits	13,109.65	13,568.49
50-2540-214-00-79-600-14-0000	O & M Medicare	200 Employee Benefits	1,826.43	1,890.36
50-2540-214-00-79-605-14-0000	Director O & M Medicare	200 Employee Benefits	3,139.76	3,249.65
50-2542-212-00-79-605-14-0000	Custodial Salary	200 Employee Benefits	49,021.04	50,736.78
50-2542-213-00-79-605-14-0000	Custodial Salary	200 Employee Benefits	36,022.08	37,282.85
50-2542-214-00-79-605-14-0000	Custodial Medicare	200 Employee Benefits	8,626.57	8,928.50
50-2544-212-00-79-605-14-0000	Maintenance Salary	200 Employee Benefits	52,072.04	53,894.56
50-2544-213-00-79-605-14-0000	Maintenance Salary	200 Employee Benefits	33,237.97	34,401.30
50-2544-214-00-79-605-14-0000	Maintenance Medicare	200 Employee Benefits	7,961.34	8,239.99
50-2550-212-00-79-405-14-0000	Director of Transportation	200 Employee Benefits	19,377.75	20,055.97
50-2550-213-00-79-405-14-0000	Director of Transportation	200 Employee Benefits	12,015.93	12,436.49
50-2550-214-00-79-405-14-0000	Director Transp Medicare	200 Employee Benefits	2,877.31	2,978.02
50-2552-212-00-79-405-14-0000	Drivers Salary IMRF	200 Employee Benefits	271,462.87	280,964.07
50-2552-213-00-79-405-14-0000	Drivers Salary FICA	200 Employee Benefits	198,766.86	205,723.70
50-2552-214-00-79-405-14-0000	Drivers Salary Medicare	200 Employee Benefits	47,615.95	49,282.51
50-2554-212-00-79-405-14-0000	Bus Maintenance Salary	200 Employee Benefits	14,136.79	14,631.58
50-2554-213-00-79-405-14-0000	Bus Maintenance Salary	200 Employee Benefits	9,026.14	9,342.05
50-2554-214-00-79-405-14-0000	Bus Maintenance Medicare	200 Employee Benefits	2,160.66	2,236.28
50-2559-212-00-79-605-14-0000	Bus Aides	200 Employee Benefits	29,305.68	30,331.38
50-2559-213-00-79-605-14-0000	Bus Aides	200 Employee Benefits	19,090.30	19,758.46
50-2559-214-00-79-605-14-0000	Bus Aides Medicare	200 Employee Benefits	4,568.77	4,728.68
50-2560-212-00-71-105-13-0000	Food Service Sal Leggee	200 Employee Benefits	8,346.34	8,638.46
50-2560-212-00-71-305-13-0000	Food Service Salary HS	200 Employee Benefits	9,569.91	9,904.86
50-2560-212-00-72-115-13-0000	Food Service Sal Chesak	200 Employee Benefits	8,183.20	8,469.61

HUNTLEY COMMUNITY SCHOOL DISTRICT 158

FY26 Proposed Budget - Expenditure Detail By Account

Presented:

Account Number	Account Description	Object Type	FY25	FY26
50-2560-212-00-72-125-13-0000	Food Service Sal Martin	200 Employee Benefits	6,447.54	6,673.20
50-2560-212-00-72-225-13-0000	Food Service Salary Marlowe	200 Employee Benefits	12,108.83	12,532.64
50-2560-212-00-74-145-13-0000	Food Service Salary Mackeben	200 Employee Benefits	6,816.88	7,055.47
50-2560-212-00-74-155-13-0000	Food Service Salary Conley	200 Employee Benefits	6,433.95	6,659.14
50-2560-212-00-74-215-13-0000	Food Service Salary Heineman	200 Employee Benefits	10,108.06	10,461.84
50-2560-212-00-79-605-14-0000	Director Food Service	200 Employee Benefits	9,618.64	9,955.29
50-2560-213-00-71-105-13-0000	Food Service Sal Leggee	200 Employee Benefits	6,533.40	6,762.07
50-2560-213-00-71-305-13-0000	Food Service Salary HS	200 Employee Benefits	7,548.92	7,813.13
50-2560-213-00-72-115-13-0000	Food Service Sal Chesak	200 Employee Benefits	6,295.58	6,515.93
50-2560-213-00-72-125-13-0000	Food Service Sal Martin	200 Employee Benefits	4,696.25	4,860.62
50-2560-213-00-72-225-13-0000	Food Service Salary Marlowe	200 Employee Benefits	7,729.96	8,000.51
50-2560-213-00-74-145-13-0000	Food Service Salary Mackeben	200 Employee Benefits	4,351.32	4,503.62
50-2560-213-00-74-155-13-0000	Food Service Salary Conley	200 Employee Benefits	4,108.14	4,251.92
50-2560-213-00-74-215-13-0000	Food Service Salary Heineman	200 Employee Benefits	7,029.38	7,275.41
50-2560-213-00-79-605-14-0000	Director Food Service	200 Employee Benefits	6,139.19	6,354.06
50-2560-214-00-71-105-13-0000	Food Service Sal Leggee	200 Employee Benefits	1,567.20	1,622.05
50-2560-214-00-71-305-13-0000	Food Service HS Medicare	200 Employee Benefits	3,016.57	3,122.15
50-2560-214-00-72-115-13-0000	Food Service Chesak Medicare	200 Employee Benefits	1,508.28	1,561.07
50-2560-214-00-72-125-13-0000	Food Service Martin Medicare	200 Employee Benefits	1,125.85	1,165.25
50-2560-214-00-72-225-13-0000	Food Service Marlowe Medicare	200 Employee Benefits	1,851.08	1,915.87
50-2560-214-00-74-145-13-0000	Food Service Mackeben Medicare	200 Employee Benefits	1,044.44	1,081.00
50-2560-214-00-74-155-13-0000	Food Service Conley Medicare	200 Employee Benefits	984.45	1,018.91
50-2560-214-00-74-215-13-0000	Food Service Heineman Medicare	200 Employee Benefits	1,683.97	1,742.91
50-2560-214-00-79-605-14-0000	Food Service Medicare	200 Employee Benefits	1,470.79	1,522.27
50-2561-212-00-79-605-14-0000	Dir Food Service IMRF	200 Employee Benefits	10,149.98	10,505.23
50-2561-213-00-79-605-14-0000	Dir Food Service FICA	200 Employee Benefits	6,187.40	6,403.96
50-2561-214-00-79-605-14-0000	Dir Food Service Medicare	200 Employee Benefits	1,482.58	1,534.47
50-2630-212-00-79-605-14-0000	Vol Coord Salary	200 Employee Benefits	4,569.13	4,729.05
50-2630-213-00-79-605-14-0000	Vol Coord Salary	200 Employee Benefits	2,916.94	3,019.03
50-2630-214-00-79-605-14-0000	Volunteer Coord Medicare	200 Employee Benefits	697.36	721.77

HUNTLEY COMMUNITY SCHOOL DISTRICT 158

FY26 Proposed Budget - Expenditure Detail By Account

Presented:

Account Number	Account Description	Object Type	FY25	FY26
50-2641-214-00-79-505-14-0000	Director of HR Salary	200 Employee Benefits	3,523.85	3,647.18
50-2642-212-00-79-505-14-0000	HR Office Salary	200 Employee Benefits	24,422.71	25,277.50
50-2642-213-00-79-505-14-0000	FICA Employer Paid	200 Employee Benefits	15,590.61	16,136.28
50-2642-214-00-79-505-14-0000	HR Office Medicare	200 Employee Benefits	3,735.36	3,866.10
50-2660-212-00-79-605-14-0000	Dir Technology/Curriculum IMRF	200 Employee Benefits	2,217.15	2,294.75
50-2660-213-00-79-605-14-0000	Dir Technology/Curriculum FICA	200 Employee Benefits	1,415.08	1,464.61
50-2660-214-00-79-605-14-0000	Dir Technology/Curriculum MEDI	200 Employee Benefits	1,870.36	1,935.82
50-2664-212-00-79-605-14-0000	Office of Technology	200 Employee Benefits	59,787.34	61,879.90
50-2664-213-00-79-605-14-0000	Office of Technology	200 Employee Benefits	37,876.37	39,202.04
50-2664-214-00-79-605-14-0000	Office of Technology	200 Employee Benefits	9,071.13	9,388.62
			144,824,001.64	149,028,459.27

Huntley Community School District 158

FY26 STATE BUDGET FORM

All Students Always

District Type:
[x] School District
[ ] Joint Agreement

Accounting Basis:
[ ] Cash
[x] Accrual

ILLINOIS STATE BOARD OF EDUCATION
School Business Services Division

SCHOOL DISTRICT/JOINT AGREEMENT BUDGET FORM *
July 1, 2025 - June 30, 2026

Balanced budget; no Deficit Reduction Plan is required.

Is this an amended budget? No

Date of Amended Budget: _____ *(MM/DD/YY)*

District Name: **Huntley Community School District 158**

District RCDT No: **44063158022**

If your FY2025 AFR states that you need to do a deficit reduction plan and your FY2026 budget is balanced, please state the measures you took to have your budget become balanced. (Bckgrnd-Assumpt 25-26)

Budget of Huntley Community School District 158 *, County of* McHenry *,*
State of Illinois, for the Fiscal Year beginning July 1, 2025 *and ending* June 30, 2026 *.*

WHEREAS the Board of Education of Huntley Community School District 158 *,*
County of McHenry *, State of Illinois, caused to be prepared in tentative form a budget, and the Secretary of this Board has made the same conveniently available to public inspection for at least thirty days prior to final action thereon;*

AND WHEREAS a public hearing was held as to such budget on the 18th *day of* September *, 20* 25 *,*
notice of said hearing was given at least thirty days prior thereto as required by law, and all other legal requirements have been complied with;

NOW, THEREFORE, Be it resolved by the Board of Education of said district as follows:

Section 1: That the fiscal year of this school district be and the same hereby is fixed and declared to be
beginning July 1, 2025 *and ending* June 30, 2026 *.*

Section 2: That the following budget containing an estimate of amounts available in each Fund, separately, and expenditures from each be and the same is hereby adopted as the budget of this school district for said fiscal year.

ADOPTION OF BUDGET

The budget shall be approved and signed below by members of the School Board. Adopted this 18th *day of* September *, 20* 25
by a roll call vote of _____ *Yeas, and* _____ *Nays, to wit:*

** MEMBERS VOTING YEA:	** MEMBERS VOTING NAY:

* Based on the 23 Illinois Administrative Code-Part 100 and inconformity with Section 17-1 of the School Code.

** Type in the members who voted "YEA" nor "NAY". Actual school board member signatures are not required for electronic submission.

(1) A certified copy of this document must be filed with the county clerk within 30 days of adoption as required by Section 18-50 of the Property Tax Code (35 ILCS 200/18-50).

(2) Districts are required to submit the adopted/amended budget electronically to ISBE within 30 days of adoption or by October 30, whichever comes first. Budgets are submitted through IWAS: https://apps.isbe.net/iwas/asp/login.asp?js=true
Please type the member signatures before submitting to ISBE. We do not accept PDF copies.

	A	B	C	D	E	F	G	H	I	J	K	L
1	*Begin entering data on EstRev 6-11 and EstExp 12-20 tabs.*		(10)	(20)	(30)	(40)	(50)	(60)	(70)	(80)	(90)	
2	Description: Enter Whole Numbers Only	Acct #	Educational	Operations & Maintenance	Debt Service	Transportation	Municipal Retirement/ Social Security	Capital Projects	Working Cash	Tort	Fire Prevention & Safety	
3	ESTIMATED BEGINNING FUND BALANCE (without Student Activity Funds)1 as of July 1, 2025		13,885,786	5,180,094	6,173,391	6,738,899	2,088,003	3,018,729	7,001,811	0	30,356	
4	RECEIPTS/REVENUES (without Student Activity Funds)											
5	LOCAL SOURCES	1000	77,367,535	10,012,483	10,673,687	4,729,840	3,944,213	913,089	591,921	0	1,262	
6	FLOW-THROUGH RECEIPTS/REVENUES FROM ONE DISTRICT TO ANOTHER DISTRICT	2000	0	0		0	0					
7	STATE SOURCES	3000	35,382,690	0	0	3,347,372	0	0	0	0	0	
8	FEDERAL SOURCES	4000	3,922,013	0	0	0	0	0	0	0	0	
9	Total Direct Receipts/Revenues [8]		116,672,238	10,012,483	10,673,687	8,077,212	3,944,213	913,089	591,921	0	1,262	
10	Receipts/Revenues for "On Behalf" Payments [2]	3998										
11	Total Receipts/Revenues		116,672,238	10,012,483	10,673,687	8,077,212	3,944,213	913,089	591,921	0	1,262	
12	DISBURSEMENTS/EXPENDITURES (without Student Activity Funds)											
13	INSTRUCTION	1000	78,902,161				1,474,988			0		
14	SUPPORT SERVICES	2000	34,829,220	11,157,244		7,553,767	2,187,235	0		0	0	
15	COMMUNITY SERVICES	3000	96,781	0		0	0			0		
16	PAYMENTS TO OTHER DISTRICTS & GOVT UNITS	4000	2,506,396	0	0	0	0	0		0	0	
17	DEBT SERVICES	5000	0	0	10,320,666	0	0			0	0	
18	PROVISION FOR CONTINGENCIES	6000	0	0	0	0	0	0		0	0	
19	Total Direct Disbursements/Expenditures [9]		116,334,558	11,157,244	10,320,666	7,553,767	3,662,223	0		0	0	
20	Disbursements/Expenditures for "On Behalf" Payments [2]	4180	0	0	0	0	0	0		0	0	
21	Total Disbursements/Expenditures		116,334,558	11,157,244	10,320,666	7,553,767	3,662,223	0		0	0	
22	Excess of Direct Receipts/Revenues Over (Under) Direct Disbursements/Expenditures		337,680	(1,144,761)	353,021	523,445	281,990	913,089	591,921	0	1,262	
23	OTHER SOURCES/USES OF FUNDS											
24	OTHER SOURCES OF FUNDS (7000)											
25	PERMANENT TRANSFER FROM VARIOUS FUNDS											
26	Abolishment the Working Cash Fund [16]	7110										
27	Abatement of the Working Cash Fund [16]	7110										
28	Transfer of Working Cash Fund Interest	7120										
29	Transfer Among Funds	7130										
30	Transfer of Interest	7140										
31	Transfer from Capital Projects Fund to O&M Fund	7150		0								
32	Transfer of Excess Fire Prev & Safety Tax & Interest [3] Proceeds to O&M Fund	7160		0								
33	Transfer of Excess Accumulated Fire Prev & Safety Bond and Int [3a] Proceeds to Debt Service Fund	7170			0							
34	SALE OF BONDS (7200)											
35	Principal on Bonds Sold [4]	7210										
36	Premium on Bonds Sold	7220										
37	Accrued Interest on Bonds Sold	7230										
38	Sale or Compensation for Fixed Assets [5]	7300										
39	Transfer to Debt Service to Pay Principal on Leases	7400			0							
40	Transfer to Debt Service to Pay Interest on Leases	7500			0							
41	Transfer to Debt Service Fund to Pay Principal on Revenue Bonds	7600			0							
42	Transfer to Debt Service Fund to Pay Interest on Revenue Bonds	7700			0							
43	Transfer to Capital Projects Fund	7800						0				
44	ISBE Loan Proceeds	7900										
45	Other Sources Not Classified Elsewhere	7990										
46	Total Other Sources of Funds [8]		0	0	0	0	0	0	0	0	0	

	A	B	C	D	E	F	G	H	I	J	K	L
1	*Begin entering data on EstRev 6-11 and EstExp 12-20 tabs.*		(10)	(20)	(30)	(40)	(50)	(60)	(70)	(80)	(90)	
2	**Description: Enter Whole Numbers Only**	**Acct #**	**Educational**	**Operations & Maintenance**	**Debt Service**	**Transportation**	**Municipal Retirement/ Social Security**	**Capital Projects**	**Working Cash**	**Tort**	**Fire Prevention & Safety**	
47	**OTHER USES OF FUNDS (8000)**											
49	**TRANSFER TO VARIOUS OTHER FUNDS (8100)**											
50	Abolishment or Abatement of the Working Cash Fund [16]	8110							0			
51	Transfer of Working Cash Fund Interest	8120							0			
52	Transfer Among Funds	8130										
53	Transfer of Interest [6]	8140										
54	Transfer from Capital Projects Fund to O&M Fund	8150										
55	Transfer of Excess Fire Prev & Safety Tax & Interest [3] Proceeds to O&M Fund	8160										
56	Transfer of Excess Accumulated Fire Prev & Safety Bond [3a] and Int Proceeds to Debt Service Fund	8170										
57	Taxes Pledged to Pay Principal on Leases	8410										
58	Grants/Reimbursements Pledged to Pay Principal on Leases	8420										
59	Other Revenues Pledged to Pay Principal on Leases	8430										
60	Fund Balance Transfers Pledged to Pay Principal on Leases	8440										
61	Taxes Pledged to Pay Interest on Leases	8510										
62	Grants/Reimbursements Pledged to Pay Interest on Leases	8520										
63	Other Revenues Pledged to Pay Interest on Leases	8530										
64	Fund Balance Transfers Pledged to Pay Interest on Leases	8540										
65	Taxes Pledged to Pay Principal on Revenue Bonds	8610										
66	Grants/Reimbursements Pledged to Pay Principal on Revenue Bonds	8620										
67	Other Revenues Pledged to Pay Principal on Revenue Bonds	8630										
68	Fund Balance Transfers Pledged to Pay Principal on Revenue Bonds	8640										
69	Taxes Pledged to Pay Interest on Revenue Bonds	8710										
70	Grants/Reimbursements Pledged to Pay Interest on Revenue Bonds	8720										
71	Other Revenues Pledged to Pay Interest on Revenue Bonds	8730										
72	Fund Balance Transfers Pledged to Pay Interest on Revenue Bonds	8740										
73	Taxes Transferred to Pay for Capital Projects	8810										
74	Grants/Reimbursements Pledged to Pay for Capital Projects	8820										
75	Other Revenues Pledged to Pay for Capital Projects	8830										
76	Fund Balance Transfers Pledged to Pay for Capital Projects	8840										
77	Transfer to Debt Service Fund to Pay Principal on ISBE Loans	8910										
78	Other Uses Not Classified Elsewhere	8990										
79	**Total Other Uses of Funds [9]**		0	0	0	0	0	0	0	0	0	
80	**Total Other Sources/Uses of Fund**		0	0	0	0	0	0	0	0	0	
81	**ESTIMATED ENDING FUND BALANCE (without Student Activity Funds) as of June 30. 2026**		14,223,466	4,035,333	6,526,412	7,262,344	2,369,993	3,931,818	7,593,732	0	31,618	
82												
83	**Student Activity (Fund 11) ESTIMATED BEGINNING FUND BALANCE as of July 1, 2025**		1,076,202									
84	**RECEIPTS/REVENUES (For Student Activity Funds)**											
85	**Total Student Activity Direct Receipts/Revenues (Local Sources)**	1799	0									
86	**DISBURSEMENTS/EXPENDITURES (For Student Activity Funds)**											
87	**Total Student Activity Direct Disbursements/Expenditures**	1999	0									
88	**Excess of Direct Receipts/Revenues Over (Under) Direct Disbursements/Expenditures**		0									
89	**Student Activity ESTIMATED ENDING FUND BALANCE as of June 30, 2026**		1,076,202									
90												

	A	B	C	D	E	F	G	H	I	J	K	L
1	*Begin entering data on EstRev 6-11 and EstExp 12-20 tabs.*		(10)	(20)	(30)	(40)	(50)	(60)	(70)	(80)	(90)	
2	Description: Enter Whole Numbers Only	Acct #	Educational	Operations & Maintenance	Debt Service	Transportation	Municipal Retirement/ Social Security	Capital Projects	Working Cash	Tort	Fire Prevention & Safety	
91	Total ESTIMATED BEGINNING FUND BALANCE (All Sources Including Student Activity Funds) as of July 1, 2025		14,961,988	5,180,094	6,173,391	6,738,899	2,088,003	3,018,729	7,001,811	0	30,356	
92	RECEIPTS/REVENUES (All Sources with Student Activity Funds)											
93	LOCAL SOURCES	1000	77,367,535	10,012,483	10,673,687	4,729,840	3,944,213	913,089	591,921	0	1,262	
94	FLOW-THROUGH RECEIPTS/REVENUES FROM ONE DISTRICT TO ANOTHER DISTRICT	2000	0	0		0	0					
95	STATE SOURCES	3000	35,382,690	0	0	3,347,372	0	0	0	0	0	
96	FEDERAL SOURCES	4000	3,922,013	0	0	0	0	0	0	0	0	
97	Total Direct Receipts/Revenues [8]		116,672,238	10,012,483	10,673,687	8,077,212	3,944,213	913,089	591,921	0	1,262	
98	Receipts/Revenues for "On Behalf" Payments [2]	3998	0	0	0	0	0	0		0	0	
99	Total Receipts/Revenues		116,672,238	10,012,483	10,673,687	8,077,212	3,944,213	913,089	591,921	0	1,262	
100	DISBURSEMENTS/EXPENDITURES (All Sources with Student Activity Funds)											
101	INSTRUCTION	1000	78,902,161				1,474,988			0		
102	SUPPORT SERVICES	2000	34,829,220	11,157,244		7,553,767	2,187,235	0		0	0	
103	COMMUNITY SERVICES	3000	96,781	0		0	0			0		
104	PAYMENTS TO OTHER DISTRICTS & GOVT UNITS	4000	2,506,396	0	0	0	0	0		0	0	
105	DEBT SERVICES	5000	0	0	10,320,666	0	0			0	0	
106	PROVISION FOR CONTINGENCIES	6000	0	0	0	0	0	0		0	0	
107	Total Direct Disbursements/Expenditures [9]		116,334,558	11,157,244	10,320,666	7,553,767	3,662,223	0		0	0	
108	Disbursements/Expenditures for "On Behalf" Payments [2]	4180	0	0	0	0	0	0		0	0	
109	Total Disbursements/Expenditures		116,334,558	11,157,244	10,320,666	7,553,767	3,662,223	0		0	0	
110	Excess of Direct Receipts/Revenues Over (Under) Direct Disbursements/Expenditures		337,680	(1,144,761)	353,021	523,445	281,990	913,089	591,921	0	1,262	
111	OTHER SOURCES/USES OF FUNDS											
112	OTHER SOURCES OF FUNDS (7000)											
113	Total Other Sources of Funds [8]		0	0	0	0	0	0	0	0	0	
114	OTHER USES OF FUNDS (8000)											
116	Total Other Uses of Funds [9]		0	0	0	0	0	0	0	0	0	
117	Total Other Sources/Uses of Fund		0	0	0	0	0	0	0	0	0	
118	ESTIMATED ENDING FUND BALANCE (All Sources with Student Activity Funds) as of June 30, 2026		15,299,668	4,035,333	6,526,412	7,262,344	2,369,993	3,931,818	7,593,732	0	31,618	
119												
120	SUMMARY OF EXPENDITURES Without Student Activity Funds (by Major Object)											
121			(10)	(20)	(30)	(40)	(50)	(60)	(70)	(80)	(90)	
122	Description	Acct #	Educational	Operations & Maintenance	Debt Service	Transportation	Municipal Retirement/ Social Security	Capital Projects	Working Cash	Tort	Fire Prevention & Safety	Total By Object
123	Object Name											
124	Salaries	100	80,083,091	1,486,359		3,084,856		0		0	0	84,654,306
125	Employee Benefits	200	20,468,779	368,572		2,467,421	3,662,223	0		0	0	26,966,995
126	Purchased Services	300	6,005,353	4,852,306	0	1,110,271		0		0	0	11,967,930
127	Supplies & Materials	400	5,631,524	1,828,843		885,000		0		0	0	8,345,367
128	Capital Outlay	500	325,000	2,618,164		0		0		0	0	2,943,164
129	Other Objects	600	3,656,859	3,000	10,320,666	6,219	0	0		0	0	13,986,744
130	Non-Capitalized Equipment	700	163,952	0		0		0		0	0	163,952
131	Termination Benefits	800	0	0		0				0		0
132	Total Expenditures		116,334,558	11,157,244	10,320,666	7,553,767	3,662,223	0		0	0	149,028,458

	A	B	C	D	E	F	G	H	I	J	K
1			(10)	(20)	(30)	(40)	(50)	(60)	(70)	(80)	(90)
2	**Description: Enter Whole Numbers Only**	**Acct #**	**Educational**	**Operations & Maintenance**	**Debt Service**	**Transportation**	**Municipal Retirement/ Social Security**	**Capital Projects**	**Working Cash**	**Tort**	**Fire Prevention & Safety**
3	**BEGINNING CASH BALANCE ON HAND (without Student Activity Funds)7 as of July 1, 2025**		13,885,786	5,180,094	6,173,391	6,738,899	2,088,003	3,018,729	7,001,811	0	30,356
4	**Total Direct Receipts & Other Sources** [8]		116,672,238	10,012,483	10,673,687	8,077,212	3,944,213	913,089	591,921	0	1,262
5	**OTHER RECEIPTS**										
6	Interfund Loans Payable (Loans from Other Funds)	411									
7	Interfund Loans Receivable (Repayment of Loans)	141									
8	Notes and Warrants Payable	433									
9	Other Current Assets	199									
10	**Total Other Receipts**		0	0	0	0	0	0	0	0	0
11	**Total Direct Receipts, Other Sources, & Other Receipts**		116,672,238	10,012,483	10,673,687	8,077,212	3,944,213	913,089	591,921	0	1,262
12	**Total Amount Available**		130,558,024	15,192,577	16,847,078	14,816,111	6,032,216	3,931,818	7,593,732	0	31,618
13	**Total Direct Disbursements & Other Uses** [9]		116,334,558	11,157,244	10,320,666	7,553,767	3,662,223	0	0	0	0
14	**OTHER DISBURSEMENTS**										
15	Interfund Loans Receivable (Loans to Other Funds) [10]	141									
16	Interfund Loans Payable (Repayment of Loans)	411									
17	Notes and Warrants Payable	433									
18	Other Current Liabilities	499									
19	**Total Other Disbursements**		0	0	0	0	0	0	0	0	0
20	**Total Direct Disbursements, Other Uses, & Other Disbursements**		116,334,558	11,157,244	10,320,666	7,553,767	3,662,223	0	0	0	0
21	**ENDING CASH BALANCE ON HAND (without Student Activity Funds) as of June 30, 2026**		14,223,466	4,035,333	6,526,412	7,262,344	2,369,993	3,931,818	7,593,732	0	31,618
22											
23	**Activity Funds BEGINNING CASH BALANCE ON HAND7 as of July 1, 2025**		1,076,202								
24	**Total Direct Receipts & Other Sources** [8]		0								
25	**Total Amount Available**		1,076,202								
26	**Total Direct Disbursements & Other Uses** [9]		0								
27	**Activity funds ENDING CASH BALANCE ON HAND7 as of June 30, 2026**		1,076,202								
28											
29	**Total BEGINNING CASH BALANCE ON HAND (with Student Activity Funds)7 as of July 1, 2025**		14,961,988	5,180,094	6,173,391	6,738,899	2,088,003	3,018,729	7,001,811	0	30,356
30	**Total Direct Receipts & Other Sources** [8]		116,672,238	10,012,483	10,673,687	8,077,212	3,944,213	913,089	591,921	0	1,262
31	**Total Other Receipts**		0	0	0	0	0	0	0	0	0
32	**Total Direct Receipts, Other Sources, & Other Receipts**		116,672,238	10,012,483	10,673,687	8,077,212	3,944,213	913,089	591,921	0	1,262
33	**Total Amount Available**		131,634,226	15,192,577	16,847,078	14,816,111	6,032,216	3,931,818	7,593,732	0	31,618
34	**Total Direct Disbursements & Other Uses** [9]		116,334,558	11,157,244	10,320,666	7,553,767	3,662,223	0	0	0	0
35	**Total Other Disbursements**		0	0	0	0	0	0	0	0	0
36	**Total Direct Disbursements, Other Uses, & Other Disbursements**		116,334,558	11,157,244	10,320,666	7,553,767	3,662,223	0	0	0	0
37	**Total ENDING CASH BALANCE ON HAND (with Student Activity Funds)7 as of June 30, 2026**		15,299,668	4,035,333	6,526,412	7,262,344	2,369,993	3,931,818	7,593,732	0	31,618

	A	B	C	D	E	F	G	H	I	J	K
1			(10)	(20)	(30)	(40)	(50)	(60)	(70)	(80)	(90)
2	Description: Enter Whole Numbers Only	Acct #	Educational	Operations & Maintenance	Debt Service	Transportation	Municipal Retirement/ Social Security	Capital Projects	Working Cash	Tort	Fire Prevention & Safety
3	**RECEIPTS/REVENUES FROM LOCAL SOURCES (1000)**										
4	**AD VALOREM TAXES LEVIED BY LOCAL EDUCATION AGENCY**	**1100**									
5	Designated Purposes Levies [11] (1110-1120)	-	64,362,061	9,248,799	10,299,389	4,386,753	2,271,847	63,089	528,832		
6	Leasing Purposes Levy [12]	1130									
7	Special Education Purposes Levy	1140	5,346,448								
8	FICA and Medicare Only Levies	1150					1,388,420				
9	Area Vocational Construction Purposes Levy	1160									
10	Summer School Purposes Levy	1170									
11	Other Tax Levies *(Describe & Itemize)*	1190									
12	**Total Ad Valorem Taxes Levied by District**		69,708,509	9,248,799	10,299,389	4,386,753	3,660,267	63,089	528,832	0	0
13	**PAYMENTS IN LIEU OF TAXES**	**1200**									
14	Mobile Home Privilege Tax	1210									
15	Payments from Local Housing Authority	1220									
16	Corporate Personal Property Replacement Taxes[13]	1230	684,292				115,708				
17	Other Payments in Lieu of Taxes *(Describe & Itemize)*	1290									
18	**Total Payments in Lieu of Taxes**		684,292	0	0	0	115,708	0	0	0	0
19	**TUITION**	**1300**									
20	Regular Tuition from Pupils or Parents (In State)	1311	248,287								
21	Regular Tuition from Other Districts (In State)	1312									
22	Regular Tuition from Other Sources (In State)	1313									
23	Regular Tuition from Other Sources (Out of State)	1314									
24	Summer School Tuition from Pupils or Parents (In State)	1321	88,695								
25	Summer School Tuition from Other Districts (In State)	1322									
26	Summer School Tuition from Other Sources (In State)	1323									
27	Summer School Tuition from Other Sources (Out of State)	1324									
28	CTE Tuition from Pupils or Parents (In State)	1331									
29	CTE Tuition from Other Districts (In State)	1332									
30	CTE Tuition from Other Sources (In State)	1333									
31	CTE Tuition from Other Sources (Out of State)	1334									
32	Special Education Tuition from Pupils or Parents (In State)	1341									
33	Special Education Tuition from Other Districts (In State)	1342									
34	Special Education Tuition from Other Sources (In State)	1343									
35	Special Education Tuition from Other Sources (Out of State)	1344									
36	Adult Tuition from Pupils or Parents (In State)	1351									
37	Adult Tuition from Other Districts (In State)	1352									
38	Adult Tuition from Other Sources (In State)	1353									
39	Adult Tuition from Other Sources (Out of State)	1354									
40	**Total Tuition**		336,982								
41	**TRANSPORTATION FEES**	**1400**									
42	Regular Transportation Fees from Pupils or Parents (In State)	1411				67,657					
43	Regular Transportation Fees from Other Districts (In State)	1412									
44	Regular Transportation Fees from Other Sources (In State)	1413									
45	Regular Transportation Fees from Co-curricular Activities (In State)	1415									
46	Regular Transportation Fees from Other Sources (Out of State)	1416									
47	Summer School Transportation Fees from Pupils or Parents (In State)	1421				2,043					
48	Summer School Transportation Fees from Other Districts (In State)	1422									
49	Summer School Transportation Fees from Other Sources (In State)	1423									
50	Summer School Transportation Fees from Other Sources (Out of State)	1424									
51	CTE Transportation Fees from Pupils or Parents (In State)	1431									
52	CTE Transportation Fees from Other Districts (In State)	1432									
53	CTE Transportation Fees from Other Sources (In State)	1433									
54	CTE Transportation Fees from Other Sources (Out of State)	1434									
55	Special Education Transportation Fees from Pupils or Parents (In State)	1441									
56	Special Education Transportation Fees from Other Districts (In State)	1442									
57	Special Education Transportation Fees from Other Sources (In State)	1443									
58	Special Education Transportation Fees from Other Sources (Out of State)	1444									
59	Adult Transportation Fees from Pupils or Parents (In State)	1451									

	A	B	C	D	E	F	G	H	I	J	K
1			(10)	(20)	(30)	(40)	(50)	(60)	(70)	(80)	(90)
2	Description: Enter Whole Numbers Only	Acct #	Educational	Operations & Maintenance	Debt Service	Transportation	Municipal Retirement/ Social Security	Capital Projects	Working Cash	Tort	Fire Prevention & Safety
60	Adult Transportation Fees from Other Districts (In State)	1452									
61	Adult Transportation Fees from Other Sources (In State)	1453									
62	Adult Transportation Fees from Other Sources (Out of State)	1454									
63	**Total Transportation Fees**					69,700					
64	**EARNINGS ON INVESTMENTS**	**1500**									
65	Interest on Investments	1510	672,952	483,684	374,298	273,387	168,238		63,089		1,262
66	Gain or Loss on Sale of Investments	1520									
67	Unrealized Gain or Loss on Investments	1530									
68	**Total Earnings on Investments**		672,952	483,684	374,298	273,387	168,238	0	63,089	0	1,262
69	**FOOD SERVICE**	**1600**									
70	Sales to Pupils - Lunch	1611	2,493,405								
71	Sales to Pupils - Breakfast	1612									
72	Sales to Pupils - A la Carte	1613									
73	Sales to Pupils - Other *(Describe & Itemize)*	1614									
74	Sales to Adults	1620	141,042								
75	Other Food Service *(Describe & Itemize)*	1690	40,749								
76	**Total Food Service**		2,675,196								
77	**DISTRICT/SCHOOL ACTIVITY INCOME**	**1700**									
78	Admissions - Athletic	1711	70,060								
79	Admissions - Other	1719									
80	Fees	1720									
81	Book Store Sales	1730									
82	Other District/School Activity Revenue *(Describe & Itemize)*	1790	1,323,553								
83	Student Activity Fund Revenues	1799									
84	**Total District/School Activity Income (without Student Activity Funds 1799)**		1,393,613	0							
85	**Total District/School Activity Income (with Student Activity Funds 1799)**		1,393,613								
86	**TEXTBOOK INCOME**	**1800**									
87	Textbook Rentals - Regular Textbooks	1811	1,350,367								
88	Textbook Rentals - Summer School Textbooks	1812									
89	Textbook Rentals - Adult/Continuing Education Textbooks	1813									
90	Textbook Rentals - Other *(Describe & Itemize)*	1819									
91	Textbook Sales - Regular Textbooks	1821									
92	Textbook Sales - Summer School	1822									
93	Textbook Sales - Adult/Continuing Education	1823									
94	Textbook Sales - Other *(Describe & Itemize)*	1829									
95	Other Textbook Income *(Describe & Itemize)*	1890									
96	**Total Textbooks**		1,350,367								
97	**OTHER REVENUE FROM LOCAL SOURCES**	**1900**									
98	Rentals	1910	25,000	240,000							
99	Contributions and Donations from Private Sources	1920	300,000					850,000			
100	Impact Fees from Municipal or County Governments	1930									
101	Services Provided Other Districts	1940									
102	Refund of Prior Years' Expenditures	1950	2,047								
103	Payments of Surplus Moneys from TIF Districts	1960									
104	Drivers' Education Fees	1970	32,577								
105	Proceeds from Vendors' Contracts	1980									
106	School Facility Occupation Tax Proceeds	1983									
107	Payment from Other Districts	1991	186,000	40,000							
108	Sale of Vocational Projects	1992									
109	Other Local Fees *(Describe & Itemize)*	1993									
110	Other Local Revenues *(Describe & Itemize)*	1999									
111	**Total Other Revenue from Local Sources**		545,624	280,000	0	0	0	850,000	0	0	0
112	**Total Receipts/Revenues from Local Sources (without Student Activity Funds 1799)**	**1000**	77,367,535	10,012,483	10,673,687	4,729,840	3,944,213	913,089	591,921	0	1,262
113	**Total Receipts/Revenues from Local Sources (with Student Activity Funds 1799)**		77,367,535								

	A	B	C	D	E	F	G	H	I	J	K
1			(10)	(20)	(30)	(40)	(50)	(60)	(70)	(80)	(90)
2	Description: Enter Whole Numbers Only	Acct #	Educational	Operations & Maintenance	Debt Service	Transportation	Municipal Retirement/ Social Security	Capital Projects	Working Cash	Tort	Fire Prevention & Safety
114	**FLOW-THROUGH RECEIPTS/REVENUES FROM ONE DISTRICT TO ANOTHER DISTRICT (2000)**										
115	Flow-Through Revenue from State Sources	2100									
116	Flow-Through Revenue from Federal Sources	2200									
117	Other Flow-Through Revenue *(Describe & Itemize)*	2300									
118	**Total Flow-Through Receipts/Revenues From One District to Another District**	**2000**	0	0		0	0				
119	**RECEIPTS/REVENUES FROM STATE SOURCES (3000)**										
120	**UNRESTRICTED GRANTS-IN-AID (3001-3099)**										
121	Evidence Based Funding Formula (Section 18-8.15)	3001	33,473,581								
122	Reorganization Incentives (Accounts 3005-3021)	3005									
123	Other Unrestricted Grants-In-Aid From State Sources *(Describe & Itemize)*	3099									
124	**Total Unrestricted Grants-In-Aid**		33,473,581	0	0	0	0	0		0	0
125	**RESTRICTED GRANTS-IN-AID (3100-3900)**										
126	**SPECIAL EDUCATION**										
127	Special Education - Private/Public Facility Tuition	3100	1,284,322								
128	Special Education - Orphanage - Individual	3120									
129	Special Education - Orphanage - Summer Individual	3130									
130	Special Education - Other *(Describe & Itemize)*	3199									
131	**Total Special Education**		1,284,322	0		0					
132	**CAREER AND TECHNICAL EDUCATION (CTE)**										
133	CTE - Technical Education - Tech Prep	3200	34,500								
134	CTE - Secondary Program Improvement (CTEI)	3220									
135	CTE - WECEP	3225									
136	CTE - Agriculture Education	3235									
137	CTE - Instructor Practicum	3240									
138	CTE - Student Organizations	3270									
139	CTE - Other *(Describe & Itemize)*	3299									
140	**Total Career and Technical Education**		34,500	0			0				
141	State Free Lunch & Breakfast	3360	15,030								
142	School Breakfast Initiative	3365									
143	Driver Education	3370	62,250								
144	Adult Education (from ICCB)	3410									
145	Adult Education - Other *(Describe & Itemize)*	3499									
146	**TRANSPORTATION**										
147	Transportation - Regular and Vocational	3500				3,347,372					
148	Transportation - Special Education	3510									
149	Transportation - Other *(Describe & Itemize)*	3599									
150	**Total Transportation**		0	0		3,347,372	0				
151	Learning Improvement - Change Grants	3610									
152	Scientific Literacy	3660									
153	Truant Alternative/Optional Education	3695									
154	Early Childhood - Block Grant	3705	298,176								
155	Chicago General Education Block Grant	3766									
156	Chicago Educational Services Block Grant	3767									
157	School Safety & Educational Improvement Block Grant	3775									
158	Technology - Technology for Success	3780									
159	State Charter Schools	3815	7,118								
160	Extended Learning Opportunities - Summer Bridges	3825									
161	Infrastructure Improvements - Planning/Construction	3920									
162	School Infrastructure - Maintenance Projects	3925									
163	Other Restricted Revenue from State Sources *(Describe & Itemize)*	3999	207,713								
164	**Total Restricted Grants-In-Aid**		1,909,109	0	0	3,347,372	0	0	0	0	0
165	**Total Receipts/Revenues from State Sources**	**3000**	35,382,690	0	0	3,347,372	0	0	0	0	0
166	**RECEIPTS/REVENUES FROM FEDERAL SOURCES (4000)**										
167	**UNRESTRICTED GRANTS-IN-AID RECEIVED DIRECTLY FROM FEDERAL GOVT. (4001-4009)**										

	A	B	C	D	E	F	G	H	I	J	K
1			(10)	(20)	(30)	(40)	(50)	(60)	(70)	(80)	(90)
2	Description: Enter Whole Numbers Only	Acct #	Educational	Operations & Maintenance	Debt Service	Transportation	Municipal Retirement/ Social Security	Capital Projects	Working Cash	Tort	Fire Prevention & Safety
168	Federal Impact Aid	4001									
169	Other Unrestricted Grants-In-Aid Received from Fed. Govt. *(Describe & Itemize)*	4009									
170	**Total Unrestricted Grants-In-Aid Received Directly from Fed Govt**		0	0	0	0	0	0	0	0	0
171	**RESTRICTED GRANTS-IN-AID RECEIVED DIRECTLY FROM FEDERAL GOVT (4045-4090)**										
172	Head Start	4045									
173	Construction (Impact Aid)	4050									
174	MAGNET	4060									
175	Other Restricted Grants-In-Aid Received from Fed. Govt. *(Describe & Itemize)*	4090									
176	**Total Restricted Grants-In-Aid Received Directly from Federal Govt.**		0	0		0	0	0			0
177	**RESTRICTED GRANTS-IN-AID RECEIVED FROM FEDERAL GOVT. THRU THE STATE (4100-4999)**										
178	**TITLE V**										
179	Title V - Flexibility and Accountability	4100									
180	Title V - SEA Projects	4105									
181	Title V - Rural Education Initiative (REI)	4107									
182	Title V - Other *(Describe & Itemize)*	4199									
183	**Total Title V**		0	0		0	0				
184	**FOOD SERVICE**										
185	Breakfast Start-Up Expansion	4200									
186	National School Lunch Program	4210	1,000,000								
187	Special Milk Program	4215									
188	School Breakfast Program	4220	5,803								
189	Summer Food Service Admin/Program	4225									
190	Child and Adult Care Food Program	4226									
191	Fresh Fruit and Vegetables	4240									
192	Food Service - Other *(Describe & Itemize)*	4299									
193	**Total Food Service**		1,005,803				0				
194	**TITLE I**										
195	Title I - Low Income	4300	178,858								
196	Title I - Low Income - Neglected, Private	4305									
197	Title I - Migrant Education	4340									
198	Title I - Other *(Describe & Itemize)*	4399									
199	**Total Title I**		178,858	0		0	0				
200	**TITLE IV**										
201	Title IV - Student Support & Academic Enrichment Grant	4400	12,186								
202	Title IV - Part A – Student Support & Academic Enrichment Grants Safe and Drug Free Schools	4415									
203	Title IV - 21st Century	4421									
204	Title IV - Other *(Describe & Itemize)*	4499									
205	**Total Title IV**		12,186	0		0	0				
206	**FEDERAL - SPECIAL EDUCATION**										
207	Federal Special Education - Preschool Flow-Through	4600									
208	Federal Special Education - Preschool Discretionary	4605									
209	Federal Special Education - IDEA Flow Through	4620	1,900,527								
210	Federal Special Education - IDEA Room & Board	4625									
211	Federal Special Education - IDEA Discretionary	4630									
212	Federal Special Education - IDEA - Other *(Describe & Itemize)*	4699									
213	**Total Federal Special Education**		1,900,527	0		0	0				
214	**CTE - PERKINS**										
215	CTE - Perkins-Title IIIE Tech Prep	4770	39,500								
216	CTE - Other *(Describe & Itemize)*	4799									
217	**Total CTE - Perkins**		39,500	0			0				
218	Federal - Adult Education	4810									
219	Qualified Zone Academy Bond Tax Credits	4866									
220	Qualified School Construction Bond Credits	4867									
221	Build America Bond Tax Credits	4868									

	A	B	C	D	E	F	G	H	I	J	K
1			(10)	(20)	(30)	(40)	(50)	(60)	(70)	(80)	(90)
2	**Description: Enter Whole Numbers Only**	**Acct #**	**Educational**	**Operations & Maintenance**	**Debt Service**	**Transportation**	**Municipal Retirement/ Social Security**	**Capital Projects**	**Working Cash**	**Tort**	**Fire Prevention & Safety**
222	Build America Bond Interest Reimbursement	4869									
223	**Total Stimulus Programs**		0	0	0	0	0	0		0	0
224	Race to the Top Program	4901									
225	Race to the Top - Preschool Expansion Grant	4902									
226	Title III - Instruction for English Learners & Immigrant Students	4905									
227	Title III - English Language Acquistion	4909	71,820								
228	McKinney Education for Homeless Children	4920									
229	Title II - Eisenhower - Professional Development Formula	4930	96,319								
230	Title II - Teacher Quality	4932									
231	Title II - Part A – Supporting Effective Instruction – State Grants	4935									
232	Federal Charter Schools	4960									
233	State Assessment Grants	4981									
234	Grant for State Assessments and Related Activities	4982									
235	Medicaid Matching Funds - Administrative Outreach	4991	617,000								
236	Medicaid Matching Funds - Fee-For-Service Program	4992									
237	Other Restricted Grants Received from Fed. Govt. thru State *(Describe & Itemize)*	4998									
238	**Total Restricted Grants-In-Aid Received from Federal Govt. Thru the State**		3,922,013	0	0	0	0	0		0	0
239	**TOTAL RECEIPTS/REVENUES FROM FEDERAL SOURCES**	**4000**	3,922,013	0	0	0	0	0	0	0	0
240	**TOTAL DIRECT RECEIPTS/REVENUES (without Student Activity Funds 1799)**		116,672,238	10,012,483	10,673,687	8,077,212	3,944,213	913,089	591,921	0	1,262
241	**TOTAL DIRECT RECEIPTS/REVENUES (with Student Activity Funds 1799)**		116,672,238								

	A	B	C	D	E	F	G	H	I	J	K
1			(100)	(200)	(300)	(400)	(500)	(600)	(700)	(800)	(900)
2	Description: Enter Whole Numbers Only	Funct #	Salaries	Employee Benefits	Purchased Services	Supplies & Materials	Capital Outlay	Other Objects	Non-Capitalized Equipment	Termination Benefits	Total
3	**10 - EDUCATIONAL FUND (ED)**										
4	**INSTRUCTION (ED)**	**1000**									
5	Regular Programs	1100	37,852,316	12,693,035	989,855	1,290,373		2,295	24,949		52,852,823
6	Tuition Payment to Charter Schools	1115									0
7	Pre-K Programs	1125	1,524,215	324,631	22,446	30,739					1,902,031
8	Special Education Programs (Functions 1200 - 1220)	1200	12,295,187	2,264,269	332,387	558,776			100,000		15,550,619
9	Special Education Programs Pre-K	1225			595	13,789					14,384
10	Remedial and Supplemental Programs K-12	1250									0
11	Remedial and Supplemental Programs Pre-K	1275									0
12	Adult/Continuing Education Programs	1300									0
13	CTE Programs	1400	791,760	130,792	67,996	55,867			17,056		1,063,471
14	Interscholastic Programs	1500	2,467,470	95,177	190,351	182,909		60,794			2,996,701
15	Summer School Programs	1600	581,330	7,702		29,928					618,960
16	Gifted Programs	1650		64,999	2,222						67,221
17	Driver's Education Programs	1700	85,729	19,820	3,916	8,600	10,000				128,065
18	Bilingual Programs	1800	2,402,815	180,806	4,509	119,756					2,707,886
19	Truant Alternative & Optional Programs	1900									0
20	Pre-K Programs - Private Tuition	1910									0
21	Regular K-12 Programs Private Tuition	1911									0
22	Special Education Programs K-12 Private Tuition	1912									0
23	Special Education Programs Pre-K Tuition	1913									0
24	Remedial/Supplemental Programs K-12 Private Tuition	1914									0
25	Remedial/Supplemental Programs Pre-K Private Tuition	1915									0
26	Adult/Continuing Education Programs Private Tuition	1916									0
27	CTE Programs Private Tuition	1917									0
28	Interscholastic Programs Private Tuition	1918									0
29	Summer School Programs Private Tuition	1919									0
30	Gifted Programs Private Tuition	1920									0
31	Bilingual Programs Private Tuition	1921									0
32	Truants Alternative/Opt Ed Programs Private Tuition	1922						1,000,000			1,000,000
33	Student Activity Fund Expenditures	1999									0
34	**Total Instruction[14] (Without Student Activity Funds 1999)**	**1000**	58,000,822	15,781,231	1,614,277	2,290,737	10,000	1,063,089	142,005	0	78,902,161
35	**Total Instruction (With Student Activity Funds 1999)**	**1000**	58,000,822	15,781,231	1,614,277	2,290,737	10,000	1,063,089	142,005	0	78,902,161
36	**SUPPORT SERVICES (ED)**	**2000**									
37	**Support Services - Pupil**	**2100**									
38	Attendance & Social Work Services	2110	2,188,330	320,239	7,912	6,500					2,522,981
39	Guidance Services	2120	1,374,827	187,208	5,501	2,800					1,570,336
40	Health Services	2130	2,404,042	375,377	40,497	33,197					2,853,113
41	Psychological Services	2140	755,725	187,626	15,385	10,000					968,736
42	Speech Pathology & Audiology Services	2150	2,197,972	286,070	14,795	10,000			2,500		2,511,337
43	Other Support Services - Pupils *(Describe & Itemize)*	2190	773,553	9,917	15,692	6,500					805,662
44	**Total Support Services - Pupil**	**2100**	9,694,449	1,366,437	99,782	68,997	0	0	2,500	0	11,232,165
45	**Support Services - Instructional Staff**	**2200**									
46	Improvement of Instruction Services	2210	2,118,670	220,498	1,168,944	93,773		13,000			3,614,885
47	Educational Media Services	2220	1,052,108	306,632	12,867	125,018					1,496,625
48	Assessment & Testing	2230			192,181						192,181
49	**Total Support Services - Instructional Staff**	**2200**	3,170,778	527,130	1,373,992	218,791	0	13,000	0	0	5,303,691
50	**Support Services - General Administration**	**2300**									
51	Board of Education Services	2310	8,280	165,552	652,964	9,026		60,320			896,142
52	Executive Administration Services	2320	1,150,226	208,034	72,167	25,772		6,296			1,462,495
53	Special Area Administration Services	2330									0
54	Tort Immunity Services	2361, 2365									0
55	**Total Support Services - General Administration**	**2300**	1,158,506	373,586	725,131	34,798	0	66,616	0	0	2,358,637
56	**Support Services - School Administration**	**2400**									
57	Office of the Principal Services	2410	4,280,360	1,542,634	32,111	250,004		6,692			6,111,801
58	Other Support Services - School Administration *(Describe & Itemize)*	2490									0
59	**Total Support Services - School Administration**	**2400**	4,280,360	1,542,634	32,111	250,004	0	6,692	0	0	6,111,801
60	**Support Services - Business**	**2500**									
61	Direction of Business Support Services	2510	227,817	46,141	1,188						275,146
62	Fiscal Services	2520	500,013	134,676	667,718	20,000		4,500			1,326,907

	A	B	C	D	E	F	G	H	I	J	K
1			(100)	(200)	(300)	(400)	(500)	(600)	(700)	(800)	(900)
2	Description: Enter Whole Numbers Only	Funct #	Salaries	Employee Benefits	Purchased Services	Supplies & Materials	Capital Outlay	Other Objects	Non-Capitalized Equipment	Termination Benefits	Total
63	Operation & Maintenance of Plant Services	2540			165,896	45,000	305,000				515,896
64	Pupil Transportation Services	2550				1,726					1,726
65	Food Services	2560	1,048,898	338,521	130,745	1,407,136	10,000	4,077	19,447		2,958,824
66	Internal Services	2570									0
67	**Total Support Services - Business**	**2500**	1,776,728	519,338	965,547	1,473,862	315,000	8,577	19,447	0	5,078,499
68	**Support Services - Central**	**2600**									
69	Direction of Central Support Services	2610									0
70	Planning, Research, Development & Evaluation Services	2620									0
71	Information Services	2630	51,932	23,678	71,916	3,000					150,526
72	Staff Services	2640	566,342	167,376	57,625	15,931		993			808,267
73	Data Processing Services	2660	1,295,693	167,369	975,511	1,259,945		1,496			3,700,014
74	**Total Support Services - Central**	**2600**	1,913,967	358,423	1,105,052	1,278,876	0	2,489	0	0	4,658,807
75	**Other Support Services - Misc.** *(Describe & Itemize)*	**2900**			75,161	10,459					85,620
76	**Total Support Services**	**2000**	21,994,788	4,687,548	4,376,776	3,335,787	315,000	97,374	21,947	0	34,829,220
77	**COMMUNITY SERVICES (ED)**	**3000**	87,481		4,300	5,000					96,781
78	**PAYMENTS TO OTHER DIST & GOVT UNITS (ED)**	**4000**									
79	**Payments to Other Dist & Govt Units (In-State)**	**4100**									
80	Payments for Regular Programs	4110									0
81	Payments for Special Education Programs	4120			10,000			7,500			17,500
82	Payments for Adult/Continuing Education Programs	4130									0
83	Payments for CTE Programs	4140									0
84	Payments for Community College Programs	4170									0
85	Other Payments to In-State Govt Units - Programs *(Describe & Itemize)*	4190									0
86	**Total Payments to Other Dist & Govt Units (In-State)**	**4100**			10,000			7,500			17,500
87	Payments for Regular Programs - Tuition	4210						80,000			80,000
88	Payments for Special Education Programs - Tuition	4220						2,408,896			2,408,896
89	Payments for Adult/Continuing Education Programs - Tuition	4230									0
90	Payments for CTE Programs - Tuition	4240									0
91	Payments for Community College Programs - Tuition	4270									0
92	Payments for Other Programs - Tuition	4280									0
93	Other Payments to In-State Govt Units - Tuition *(Describe & Itemize)*	4290									0
94	**Total Payments to Other Dist & Govt Units - Tuition (In State)**	**4200**						2,488,896			2,488,896
95	Payments for Regular Programs - Transfers	4310									0
96	Payments for Special Education Programs - Transfers	4320									0
97	Payments for Adult/Continuing Ed Programs - Transfers	4330									0
98	Payments for CTE Programs - Transfers	4340									0
99	Payments for Community College Program - Transfers	4370									0
100	Payments for Other Programs - Transfers	4380									0
101	Other Payments to In-State Govt Units - Transfers *(Describe & Itemize)*	4390									0
102	**Total Payments to Other Dist & Govt Units-Transfers (In State)**	**4300**			0			0			0
103	Payments to Other Dist & Govt Units (Out of State)	4400									0
104	**Total Payments to Other Dist & Govt Units**	**4000**			10,000			2,496,396			2,506,396
105	**DEBT SERVICE (ED)**	**5000**									
106	**Debt Service - Interest on Short-Term Debt**	**5100**									
107	Tax Anticipation Warrants	5110									0
108	Tax Anticipation Notes	5120									0
109	Corporate Personal Property Repl Tax Anticipated Notes	5130									0
110	State Aid Anticipation Certificates	5140									0
111	Other Interest on Short-Term Debt *(Describe & Itemize)*	5150									0
112	**Total Debt Service - Interest on Short-Term Debt**	**5100**						0			0
113	**Debt Service - Interest on Long-Term Debt**	**5200**									0
114	**Total Debt Service**	**5000**						0			0
115	**PROVISION FOR CONTINGENCIES (ED)**	**6000**									0
116	**Total Direct Disbursements/Expenditures (without Student Activity Funds (1999)**		80,083,091	20,468,779	6,005,353	5,631,524	325,000	3,656,859	163,952	0	116,334,558
117	**Total Direct Disbursements/Expenditures (with Student Activity Funds (1999)**		80,083,091	20,468,779	6,005,353	5,631,524	325,000	3,656,859	163,952	0	116,334,558
118	**Excess (Deficiency) of Receipts/Revenues Over Disbursements/Expenditures (without Student Activity Funds 1999)**										337,680
119	**Excess (Deficiency) of Receipts/Revenues Over Disbursements/Expenditures (with Student Activity Funds 1999)**										337,680
120											

	A	B	C	D	E	F	G	H	I	J	K
1			(100)	(200)	(300)	(400)	(500)	(600)	(700)	(800)	(900)
2	Description: Enter Whole Numbers Only	Funct #	Salaries	Employee Benefits	Purchased Services	Supplies & Materials	Capital Outlay	Other Objects	Non-Capitalized Equipment	Termination Benefits	Total
121	**20 - OPERATIONS AND MAINTENANCE FUND (O&M)**										
122	**SUPPORT SERVICES (O&M)**	**2000**									
123	**Support Services - Pupil**	**2100**									
124	Other Support Services - Pupils *(Describe & Itemize)*	2190									0
125	**Support Services - Business**	**2500**									
126	Direction of Business Support Services	2510									0
127	Facilities Acquisition & Construction Services	2530									0
128	Operation & Maintenance of Plant Services	2540	1,486,359	368,572	4,852,306	1,828,843	2,618,164	3,000			11,157,244
129	Pupil Transportation Services	2550									0
130	Food Services	2560									0
131	**Total Support Services - Business**	**2500**	1,486,359	368,572	4,852,306	1,828,843	2,618,164	3,000	0	0	11,157,244
132	**Other Support Services - Misc.** *(Describe & Itemize)*	**2900**									0
133	**Total Support Services**	**2000**	1,486,359	368,572	4,852,306	1,828,843	2,618,164	3,000	0	0	11,157,244
134	**COMMUNITY SERVICES (O&M)**	**3000**									0
135	**PAYMENTS TO OTHER DIST & GOVT UNITS (O&M)**	**4000**									
136	**Payments to Other Dist & Govt Units (In-State)**	**4100**									
137	Payments for Regular Programs	4110									0
138	Payments for Special Education Programs	4120									0
139	Payments for CTE Program	4140									0
140	Other Payments to In-State Govt Units - Programs *(Describe & Itemize)*	4190									0
141	**Total Payments to Other Dist & Govt Units (In-State)**	**4100**			0			0			0
142	Payments to Other Dist & Govt Units (Out of State) [14]	4400									0
143	**Total Payments to Other Dist & Govt Unit**	**4000**			0			0			0
144	**DEBT SERVICE (O&M)**	**5000**									
145	**Debt Service - Interest on Short-Term Debt**	**5100**									
146	Tax Anticipation Warrants	5110									0
147	Tax Anticipation Notes	5120									0
148	Corporate Personal Prop Repl Tax Anticipated Notes	5130									0
149	State Aid Anticipation Certificates	5140									0
150	Other Interest on Short-Term Debt *(Describe & Itemize)*	5150									0
151	**Total Debt Service - Interest on Short-Term Debt**	**5100**						0			0
152	**Debt Service - Interest on Long-Term Debt**	**5200**									0
153	**Total Debt Service**	**5000**						0			0
154	**PROVISION FOR CONTINGENCIES (O&M)**	**6000**									0
155	**Total Direct Disbursements/Expenditures**		1,486,359	368,572	4,852,306	1,828,843	2,618,164	3,000	0	0	11,157,244
156	**Excess (Deficiency) of Receipts/Revenues Over Disbursements/Expenditures**										(1,144,761)
157											
158	**30 - DEBT SERVICE FUND (DS)**										
159	**PAYMENTS TO OTHER DIST & GOVT UNITS (DS)**	**4000**									
160	**Payments to Other Dist & Govt Units (In-State)**	**4100**									
161	Payments for Regular Programs	4110									0
162	Payments for Special Education Programs	4120									0
163	Other Payments to In-State Govt Units - Programs *(Describe & Itemize)*	4190									0
164	**Total Payments to Other Dist & Govt Units (In-State)**	**4000**						0			0
165	**DEBT SERVICE (DS)**	**5000**									
166	**Debt Service - Interest on Short-Term Debt**	**5100**									
167	Tax Anticipation Warrants	5110									0
168	Tax Anticipation Notes	5120									0
169	Corporate Personal Prop Repl Tax Anticipation Notes	5130									0
170	State Aid Anticipation Certificates	5140									0
171	Other Interest on Short-Term Debt *(Describe & Itemize)*	5150									0
172	**Total Debt Service - Interest On Short-Term Debt**	**5100**						0			0
173	**Debt Service - Interest on Long-Term Debt**	**5200**						7,238,383			7,238,383
174	**Debt Service - Payments of Principal on Long-Term Debt [15] (Lease/Purchase Principal Retired)** *(Describe & Itemize)*	**5300**						3,082,283			3,082,283
175	**Debt Service - Other** *(Describe & Itemize)*	**5400**									0
176	**Total Debt Service**	**5000**			0			10,320,666			10,320,666
177	**PROVISION FOR CONTINGENCIES (DS)**	**6000**									0
178	**Total Direct Disbursements/Expenditures**				0			10,320,666			10,320,666

	A	B	C	D	E	F	G	H	I	J	K
1			(100)	(200)	(300)	(400)	(500)	(600)	(700)	(800)	(900)
2	Description: Enter Whole Numbers Only	Funct #	Salaries	Employee Benefits	Purchased Services	Supplies & Materials	Capital Outlay	Other Objects	Non-Capitalized Equipment	Termination Benefits	Total
179	**Excess (Deficiency) of Receipts/Revenues Over Disbursements/Expenditures**										353,021
180											
181	**40 - TRANSPORTATION FUND (TR)**										
182	**SUPPORT SERVICES (TR)**	**2000**									
183	**Support Services - Pupils**	**2100**									
184	Other Support Services - Pupils *(Describe & Itemize)*	2190									0
185	**Support Services - Business**										
186	Pupil Transportation Services	2550	3,084,856	2,467,421	1,110,271	885,000		6,219			7,553,767
187	Other Support Services - Business *(Describe & Itemize)*	2900									0
188	**Total Support Services**	**2000**	3,084,856	2,467,421	1,110,271	885,000	0	6,219	0	0	7,553,767
189	**COMMUNITY SERVICES (TR)**	**3000**									0
190	**PAYMENTS TO OTHER DIST & GOVT UNITS (TR)**	**4000**									
191	**Payments to Other Dist & Govt Units (In-State)**	**4100**									
192	Payments for Regular Program	4110									0
193	Payments for Special Education Programs	4120									0
194	Payments for Adult/Continuing Education Programs	4130									0
195	Payments for CTE Programs	4140									0
196	Payments for Community College Programs	4170									0
197	Other Payments to In-State Govt Units - Programs *(Describe & Itemize)*	4190									0
198	**Total Payments to Other Dist & Govt Units (In-State)**	**4100**			0			0			0
199	**Payments to Other Dist & Govt Units (Out-of-State)** *(Describe & Itemize)*	**4400**									0
200	**Total Payments to Other Dist & Govt Units**	**4000**			0			0			0
201	**DEBT SERVICE (TR)**	**5000**									
202	**Debt Service - Interest on Short-Term Debt**	**5100**									
203	Tax Anticipation Warrants	5110									0
204	Tax Anticipation Notes	5120									0
205	Corporate Personal Prop Repl Tax Anticipation Notes	5130									0
206	State Aid Anticipation Certificates	5140									0
207	Other Interest on Short-Term Debt *(Describe & Itemize)*	5150									0
208	**Total Debt Service - Interest On Short-Term Debt**	**5100**						0			0
209	**Debt Service - Interest on Long-Term Debt**	**5200**									0
210	**Debt Service - Payments of Principal on Long-Term Debt [15] (Lease/Purchase Principal Retired)** *(Describe & Itemize)*	**5300**									0
211	**Debt Service - Other** *(Describe & Itemize)*	**5400**									0
212	**Total Debt Service**	**5000**						0			0
213	**PROVISION FOR CONTINGENCIES (TR)**	**6000**									0
214	**Total Direct Disbursements/Expenditures**		3,084,856	2,467,421	1,110,271	885,000	0	6,219	0	0	7,553,767
215	**Excess (Deficiency) of Receipts/Revenues Over Disbursements/Expenditures**										523,445
216											
217	**50 - MUNICIPAL RETIREMENT/SOC SEC FUND (MR/SS)**										
218	**INSTRUCTION (MR/SS)**	**1000**									
219	Regular Program	1100		609,927							609,927
220	Pre-K Programs	1125		103,783							103,783
221	Special Education Programs (Functions 1200-1220)	1200		578,338							578,338
222	Special Education Programs Pre-K	1225									0
223	Remedial and Supplemental Programs K-12	1250									0
224	Remedial and Supplemental Programs Pre-K	1275									0
225	Adult/Continuing Education Programs	1300									0
226	CTE Programs	1400		7,780							7,780
227	Interscholastic Programs	1500		153,272							153,272
228	Summer School Programs	1600		4,867							4,867
229	Gifted Programs	1650		2,682							2,682
230	Driver's Education Programs	1700		2,082							2,082
231	Bilingual Programs	1800		12,257							12,257
232	Truant Alternative & Optional Programs	1900									0
233	**Total Instruction**	**1000**		1,474,988							1,474,988
234	**SUPPORT SERVICES (MR/SS)**	**2000**									
235	**Support Services - Pupil**	**2100**									
236	Attendance & Social Work Services	2110		39,092							39,092

	A	B	C	D	E	F	G	H	I	J	K
1			(100)	(200)	(300)	(400)	(500)	(600)	(700)	(800)	(900)
2	Description: Enter Whole Numbers Only	Funct #	Salaries	Employee Benefits	Purchased Services	Supplies & Materials	Capital Outlay	Other Objects	Non-Capitalized Equipment	Termination Benefits	Total
237	Guidance Services	2120		14,502							14,502
238	Health Services	2130		223,532							223,532
239	Psychological Services	2140		13,233							13,233
240	Speech Pathology & Audiology Services	2150		42,614							42,614
241	Other Support Services - Pupils *(Describe & Itemize)*	2190		54,378							54,378
242	**Total Support Services - Pupil**	**2100**		387,351							387,351
243	**Support Services - Instructional Staff**	**2200**									
244	Improvement of Instruction Services	2210		216							216
245	Educational Media Services	2220		107,453							107,453
246	Assessment & Testing	2230									0
247	**Total Support Services - Instructional Staff**	**2200**		107,669							107,669
248	**Support Services - General Administration**	**2300**									
249	Board of Education Services	2310									0
250	Executive Administration Services	2320		58,026							58,026
251	Special Area Administrative Services	2330									0
252	Claims Paid from Self Insurance Fund	2361									0
253	Risk Management and Claims Services Payments	2365									0
254	**Total Support Services - General Administration**	**2300**		58,026							58,026
255	**Support Services - School Administration**	**2400**									
256	Office of the Principal Services	2410		249,829							249,829
257	Other Support Services - School Administration *(Describe & Itemize)*	2490									0
258	**Total Support Services - School Administration**	**2400**		249,829							249,829
259	**Support Services - Business**	**2500**									
260	Direction of Business Support Services	2510		36,549							36,549
261	Fiscal Services	2520		89,789							89,789
262	Facilities Acquisition & Construction Services	2530									0
263	Operation & Maintenance of Plant Service	2540		262,107							262,107
264	Pupil Transportation Services	2550		652,469							652,469
265	Food Services	2560		169,882							169,882
266	Internal Services	2570									0
267	**Total Support Services - Business**	**2500**		1,210,796							1,210,796
268	**Support Services - Central**	**2600**									
269	Direction of Central Support Services	2610									0
270	Planning, Research, Development & Evaluation Services	2620									0
271	Information Services	2630		8,470							8,470
272	Staff Services	2640		48,927							48,927
273	Data Processing Services	2660		116,167							116,167
274	**Total Support Services - Central**	**2600**		173,564							173,564
275	**Other Support Services - Misc.** *(Describe & Itemize)*	**2900**									0
276	**Total Support Services**	**2000**		2,187,235							2,187,235
277	**COMMUNITY SERVICES (MR/SS)**	**3000**									0
278	**PAYMENTS TO OTHER DIST & GOVT UNITS (MR/SS)**	**4000**									
279	Payments for Regular Programs	4110									0
280	Payments for Special Education Programs	4120									0
281	Payments for CTE Programs	4140									0
282	**Total Payments to Other Dist & Govt Units**	**4000**		0							0
283	**DEBT SERVICE (MR/SS)**	**5000**									
284	**Debt Service - Interest on Short-Term Debt**	**5100**									
285	Tax Anticipation Warrants	5110									0
286	Tax Anticipation Notes	5120									0
287	Corporate Personal Prop Repl Tax Anticipation Notes	5130									0
288	State Aid Anticipation Certificates	5140									0
289	Other Interest on Short-Term Debt *(Describe & Itemize)*	5150									0
290	**Total Debt Service**	**5000**						0			0
291	**PROVISION FOR CONTINGENCIES (MR/SS)**	**6000**									0
292	**Total Direct Disbursements/Expenditures**			3,662,223				0			3,662,223
293	**Excess (Deficiency) of Receipts/Revenues Over Disbursements/Expenditures**										281,990
294											
295	**60 - CAPITAL PROJECTS (CP)**										
296	**SUPPORT SERVICES (CP)**	**2000**									

	A	B	C	D	E	F	G	H	I	J	K
1			(100)	(200)	(300)	(400)	(500)	(600)	(700)	(800)	(900)
2	Description: Enter Whole Numbers Only	Funct #	Salaries	Employee Benefits	Purchased Services	Supplies & Materials	Capital Outlay	Other Objects	Non-Capitalized Equipment	Termination Benefits	Total
297	**Support Services - Business**										
298	Facilities Acquisition & Construction Services	2530									0
299	Other Support Services - Business *(Describe & Itemize)*	2900									0
300	**Total Support Services**	**2000**	0	0	0	0	0	0	0		0
301	**PAYMENTS TO OTHER DIST & GOVT UNITS (CP)**	**4000**									
302	**Payments to Other Dist & Govt Units (In-State)**	**4100**									
303	Payments to Regular Programs	4110									0
304	Payment for Special Education Programs	4120									0
305	Payment for CTE Programs	4140									0
306	Payments to Other Govt Units - Programs (In-State) *(Describe & Itemize)*	4190									0
307	**Total Payments to Other Districts & Govt Units**	**4000**			0			0			0
308	**PROVISION FOR CONTINGENCIES (CP)**	**6000**									0
309	**Total Direct Disbursements/Expenditures**		0	0	0	0	0	0	0		0
310	**Excess (Deficiency) of Receipts/Revenues Over Disbursements/Expenditures**										913,089
311											
312	**70 WORKING CASH FUND (WC)**										
313											
314	**80 - TORT FUND (TF)**										
315	**INSTRUCTION (TF)**	**1000**									
316	Regular Programs	1100									0
317	Tuition Payment to Charter Schools	1115									0
318	Pre-K Programs	1125									0
319	Special Education Programs (Functions 1200 - 1220)	1200									0
320	Special Education Programs Pre-K	1225									0
321	Remedial and Supplemental Programs K-12	1250									0
322	Remedial and Supplemental Programs Pre-K	1275									0
323	Adult/Continuing Education Programs	1300									0
324	CTE Programs	1400									0
325	Interscholastic Programs	1500									0
326	Summer School Programs	1600									0
327	Gifted Programs	1650									0
328	Driver's Education Programs	1700									0
329	Bilingual Programs	1800									0
330	Truant Alternative & Optional Programs	1900									0
331	Pre-K Programs - Private Tuition	1910									0
332	Regular K-12 Programs Private Tuition	1911									0
333	Special Education Programs K-12 Private Tuition	1912									0
334	Special Education Programs Pre-K Tuition	1913									0
335	Remedial/Supplemental Programs K-12 Private Tuition	1914									0
336	Remedial/Supplemental Programs Pre-K Private Tuition	1915									0
337	Adult/Continuing Education Programs Private Tuition	1916									0
338	CTE Programs Private Tuition	1917									0
339	Interscholastic Programs Private Tuition	1918									0
340	Summer School Programs Private Tuition	1919									0
341	Gifted Programs Private Tuition	1920									0
342	Bilingual Programs Private Tuition	1921									0
343	Truants Alternative/Opt Ed Programs Private Tuition	1922									0
344	**Total Instruction**[14]	**1000**	0	0	0	0	0	0	0	0	0
345	**SUPPORT SERVICES (TF)**	**2000**									
346	**Support Services - Pupil**	**2100**									
347	Attendance & Social Work Services	2110									0
348	Guidance Services	2120									0
349	Health Services	2130									0
350	Psychological Services	2140									0
351	Speech Pathology & Audiology Services	2150									0
352	Other Support Services - Pupils *(Describe & Itemize)*	2190									0
353	**Total Support Services - Pupil**	**2100**	0	0	0	0	0	0	0	0	0
354	**Support Services - Instructional Staff**	**2200**									
355	Improvement of Instruction Services	2210									0
356	Educational Media Services	2220									0

	A	B	C	D	E	F	G	H	I	J	K
1			(100)	(200)	(300)	(400)	(500)	(600)	(700)	(800)	(900)
2	**Description: Enter Whole Numbers Only**	**Funct #**	**Salaries**	**Employee Benefits**	**Purchased Services**	**Supplies & Materials**	**Capital Outlay**	**Other Objects**	**Non-Capitalized Equipment**	**Termination Benefits**	**Total**
357	Assessment & Testing	2230									0
358	**Total Support Services - Instructional Staff**	**2200**	0	0	0	0	0	0	0	0	0
359	**Support Services - General Administration**	**2300**									
360	Board of Education Services	2310									0
361	Executive Administration Services	2320									0
362	Special Area Administration Services	2330									0
363	Claims Paid from Self Insurance Fund	2361									0
364	Risk Management and Claims Services Payments	2365									0
365	**Total Support Services - General Administration**	**2300**	0	0	0	0	0	0	0	0	0
366	**Support Services - School Administration**	**2400**									
367	Office of the Principal Services	2410									0
368	Other Support Services - School Administration *(Describe & Itemize)*	2490									0
369	**Total Support Services - School Administration**	**2400**	0	0	0	0	0	0	0	0	0
370	**Support Services - Business**	**2500**									
371	Direction of Business Support Services	2510									0
372	Fiscal Services	2520									0
373	Facilities Acquisition & Construction Services	2530									0
374	Operation & Maintenance of Plant Services	2540									0
375	Pupil Transportation Services	2550									0
376	Food Services	2560									0
377	Internal Services	2570									0
378	**Total Support Services - Business**	**2500**	0	0	0	0	0	0	0	0	0
379	**Support Services - Central**	**2600**									
380	Direction of Central Support Services	2610									0
381	Planning, Research, Development & Evaluation Services	2620									0
382	Information Services	2630									0
383	Staff Services	2640									0
384	Data Processing Services	2660									0
385	**Total Support Services - Central**	**2600**	0	0	0	0	0	0	0	0	0
386	**Other Support Services - Misc.** *(Describe & Itemize)*	**2900**									0
387	**Total Support Services**	**2000**	0	0	0	0	0	0	0	0	0
388	**COMMUNITY SERVICES (TF)**	**3000**									0
389	**PAYMENTS TO OTHER DIST & GOVT UNITS (TF)**	**4000**									
390	**Payments to Other Dist & Govt Units (In-State)**	4100									
391	Payments for Regular Programs	4110									0
392	Payments for Special Education Programs	4120									0
393	Payments for Adult/Continuing Education Programs	4130									0
394	Payments for CTE Programs	4140									0
395	Payments for Community College Programs	4170									0
396	Other Payments to In-State Govt Units - Programs *(Describe & Itemize)*	4190									0
397	**Total Payments to Other Dist & Govt Units (In-State)**	**4100**			0			0			0
398	Payments for Regular Programs - Tuition	4210									0
399	Payments for Special Education Programs - Tuition	4220									0
400	Payments for Adult/Continuing Education Programs - Tuition	4230									0
401	Payments for CTE Programs - Tuition	4240									0
402	Payments for Community College Programs - Tuition	4270									0
403	Payments for Other Programs - Tuition	4280									0
404	Other Payments to In-State Govt Units - Tuition *(Describe & Itemize)*	4290									0
405	**Total Payments to Other Dist & Govt Units - Tuition (In State)**	**4200**						0			0
406	Payments for Regular Programs - Transfers	4310									0
407	Payments for Special Education Programs - Transfers	4320									0
408	Payments for Adult/Continuing Ed Programs - Transfers	4330									0
409	Payments for CTE Programs - Transfers	4340									0
410	Payments for Community College Program - Transfers	4370									0
411	Payments for Other Programs - Transfers	4380									0
412	Other Payments to In-State Govt Units - Transfers *(Describe & Itemize)*	4390									0
413	**Total Payments to Other Dist & Govt Units-Transfers (In State)**	**4300**			0			0			0
414	Payments to Other Dist & Govt Units (Out of State)	4400									0
415	**Total Payments to Other Dist & Govt Units**	**4000**			0			0			0
416	**DEBT SERVICE (TF)**	**5000**									

	A	B	C	D	E	F	G	H	I	J	K
1			(100)	(200)	(300)	(400)	(500)	(600)	(700)	(800)	(900)
2	Description: Enter Whole Numbers Only	Funct #	Salaries	Employee Benefits	Purchased Services	Supplies & Materials	Capital Outlay	Other Objects	Non-Capitalized Equipment	Termination Benefits	Total
417	**Debt Service - Interest on Short-Term Debt**										
418	Tax Anticipation Warrants	5110									0
419	Tax Anticipation Notes	5120									0
420	Corporate Personal Property Replacement Tax Anticipation Notes	5130									0
421	State Aid Anticipation Certificates	5140									0
422	Other Interest or Short-Term Debt *(Describe & Itemize)*	5150									0
423	**Debt Service - Interest on Long-Term Debt**	**5200**									0
424	**Debt Service - Payments of Principal on Long-Term Debt [15] (Lease/Purchase Principal Retired)** *(Describe & Itemize)*	**5300**									0
425	**Debt Service - Other** *(Describe & Itemize)*	**5400**									0
426	**Total Debt Service**	**5000**			0			0			0
427	**PROVISION FOR CONTINGENCIES (TF)**	**6000**									0
428	**Total Direct Disbursements/Expenditures**		0	0	0	0	0	0	0	0	0
429	**Excess (Deficiency) of Receipts/Revenues Over Disbursements/Expenditures**										0
430											
431	**90 - FIRE PREVENTION & SAFETY FUND (FP&S)**										
432	**SUPPORT SERVICES (FP&S)**	**2000**									
433	**Support Services - Business**	**2500**									
434	Facilities Acquisition & Construction Services	2530									0
435	Operation & Maintenance of Plant Service	2540									0
436	**Total Support Services - Business**	**2500**	0	0	0	0	0	0	0		0
437	**Other Support Services - Misc.** *(Describe & Itemize)*	**2900**									0
438	**Total Support Services**	**2000**	0	0	0	0	0	0	0		0
439	**PAYMENTS TO OTHER DISTRICTS & GOVT UNITS (FP&S)**	**4000**									
440	Payments to Regular Programs	4110									0
441	Payments to Special Education Programs	4120									0
442	Other Payments to In-State Govt Units - Programs *(Describe & Itemize)*	4190									0
443	**Total Payments to Other Districts & Govt Units (FPS)**	**4000**						0			0
444	**DEBT SERVICE (FP&S)**	**5000**									
445	**Debt Service - Interest on Short-Term Debt**	**5100**									
446	Tax Anticipation Warrants	5110									0
447	Other Interest on Short-Term Debt *(Describe & Itemize)*	5150									0
448	**Total Debt Service - Interest on Short-Term Debt**	**5100**						0			0
449	**Debt Service - Interest on Long-Term Debt**	**5200**									0
450	**Debt Service - Payments of Principal on Long-Term Debt [15] (Lease/Purchase Principal Retired)** *(Describe & Itemize)*	**5300**									0
451	**Total Debt Service**	**5000**						0			0
452	**PROVISIONS FOR CONTINGENCIES (FP&S)**	**6000**									0
453	**Total Direct Disbursements/Expenditures**		0	0	0	0	0	0	0		0
454	**Excess (Deficiency) of Receipts/Revenues Over Disbursements/Expenditures**										1,262

	B	C	D	E	F	G	H
1	**If there is an amount in column C or column G, please describe the type of revenue or expenditure in column D or column H.**						
2	**Revenue Check:**	OK					
3	**Expenditure Check:**	OK					
4	**Revenues Acct. (EstRev tab)**	**Amount**	**Describe Revenue**		**Expenditures Fund-Function (EstExp tab)**	**Amount**	**Describe Expenditures**
5	**1190**				**10-2190**	**$ 805,662**	Sudent and lunchroom supervisors
6	**1290**				**10-2490**		
7	**1614**				**10-2900**	**$ 85,620**	Copier maintenance and supplies
8	**1690**	**$ 40,749**	Rebates		**10-4190**		
9	**1790**	**$ 1,323,553**	Athletic fees, uniforms, parking, summer camps		**10-4290**		
10	**1819**				**10-4390**		
11	**1829**				**10-4400**		
12	**1890**				**10-5150**		
13	**1993**				**20-2190**		
14	**1999**				**20-2900**		
15	**2300**				**20-4190**		
16	**3099**				**20-4400**		
17	**3199**				**20-5150**		
18	**3299**				**30-4190**		
19	**3499**				**30-5150**		
20	**3599**				**30-5300**	**$ 3,082,283**	Bond service fees
21	**3999**	**$ 207,713**	Library grants		**30-5400**		
22	**4009**				**40-2190**		
23	**4090**				**40-2900**		
24	**4199**				**40-4190**		
25	**4299**				**40-4400**		
26	**4399**				**40-5150**		
27	**4499**				**40-5300**		
28	**4699**				**40-5400**		
29	**4799**				**50-2190**	**$ 54,378**	Student and lunchroom supervisors
30	**4998**				**50-2490**		
31					**50-2900**		
32					**50-5150**		
33					**60-2900**		
34					**60-4190**		
35					**80-2190**		
36					**80-2490**		
37					**80-2900**		
38					**80-4190**		
39					**80-4290**		
40					**80-4390**		
41					**80-4400**		
42					**80-5150**		
43					**80-5300**		
44					**80-5400**		
45					**90-2900**		
46					**90-4190**		
47					**90-5150**		
48					**90-5300**		

DEFICIT BUDGET SUMMARY INFORMATION - Operating Funds Only (School Districts Only)					
Description	**EDUCATIONAL FUND (10)**	**OPERATIONS & MAINTENANCE FUND (20)**	**TRANSPORTATION FUND (40)**	**WORKING CASH FUND (70)**	**TOTAL**
Direct Revenues	116,672,238	10,012,483	8,077,212	591,921	**135,353,854**
Direct Expenditures	116,334,558	11,157,244	7,553,767		**135,045,569**
Difference	337,680	(1,144,761)	523,445	591,921	**308,285**
Estimated Fund Balance - June 30, 2026	14,223,466	4,035,333	7,262,344	7,593,732	**33,114,875**

Balanced budget; no Deficit Reduction Plan is required.

A deficit reduction plan is required if the local board of education adopts (or amends) the 2025-2026 school district budget in which the "operating funds" listed above result in direct revenues (line 9, BudgetSum 2-4) being less than direct expenditures (line 19, BudgetSum 2-4) by an amount equal to or greater than one-third (1/3) of the ending fund balance (line 81, BudgetSum 2-4).

Note: *The balance is determined using only the four funds listed above. That is, if the estimated ending fund balance is less than three times the deficit spending, the district must adopt and file with ISBE a deficit reduction plan to balance the shortfall within three years.*

Per School Code (105 ILCS 5/17-1) - If the Deficit AFR Summary Information tab from the 2024-2025 Annual Financial Report (AFR) reflects a deficit as defined above, then the school district shall adopt and submit a deficit reduction plan (found here on page 23-27) to ISBE within 30 days after acceptance of the AFR.

The deficit reduction plan, if required, is developed using ISBE guidelines and format.

	A	B	C	D	E	F	G
1	**School Districts Only*		DEFICIT REDUCTION PLAN				
2			ESTIMATED BUDGET				
3	*44063158022*		FY2025-2026				
4	*District Number*						
5	***Huntley Community School District 158***						
6	*District Name*		**Educational Fund**	**Operations & Maintenance Fund**	**Transportation Fund**	**Working Cash Fund**	**Total**
7	**ESTIMATED BEGINNING FUND BALANCE** ***(must equal prior Ending Fund Balance)***		13,885,786	5,180,094	6,738,899	7,001,811	32,806,590
8	**RECEIPTS/REVENUES**	**Acct #**					
9	**LOCAL SOURCES**	**1000**	77,367,535	10,012,483	4,729,840	591,921	92,701,779
10	**FLOW-THROUGH RECEIPTS/REVENUES FROM ONE DISTRICT TO ANOTHER DISTRICT**	**2000**	0	0	0		0
11	**STATE SOURCES**	**3000**	35,382,690	0	3,347,372	0	38,730,062
12	**FEDERAL SOURCES**	**4000**	3,922,013	0	0	0	3,922,013
13	**Total Receipts/Revenues**		116,672,238	10,012,483	8,077,212	591,921	135,353,854
14	**DISBURSEMENTS/EXPENDITURES**	**Funct #**					
15	**INSTRUCTION**	**1000**	78,902,161				78,902,161
16	**SUPPORT SERVICES**	**2000**	34,829,220	11,157,244	7,553,767		53,540,231
17	**COMMUNITY SERVICES**	**3000**	96,781	0	0		96,781
18	**PAYMENTS TO OTHER DISTRICTS & GOVT. UNITS**	**4000**	2,506,396	0	0		2,506,396
19	**DEBT SERVICES**	**5000**	0	0	0		0
20	**PROVISION FOR CONTINGENCIES**	**6000**	0	0	0		0
21	**Total Disbursements/Expenditures**		116,334,558	11,157,244	7,553,767		135,045,569
22	**Excess of Receipts/Revenue Over/(Under) Disbursements/Expenditures**		337,680	(1,144,761)	523,445	591,921	308,285
23	**OTHER SOURCES/USES OF FUNDS**						
24	**OTHER SOURCES OF FUNDS (7000)**		0	0	0	0	0
25	**OTHER USES OF FUNDS (8000)**		0	0	0	0	0
26	**TOTAL OTHER SOURCES/USES OF FUNDS**		0	0	0	0	0
27	**ESTIMATED ENDING FUND BALANCE**		14,223,466	4,035,333	7,262,344	7,593,732	33,114,875

	A	B	H	I	J	K	L
1	**School Districts Only*		ESTIMATED BUDGET FY2026-2027				
2							
3	*44063158022*						
4	*District Number*						
5	***Huntley Community School District 158***						
6	*District Name*		**Educational Fund**	**Operations & Maintenance Fund**	**Transportation Fund**	**Working Cash Fund**	**Total**
7	**ESTIMATED BEGINNING FUND BALANCE** ***(must equal prior Ending Fund Balance)***		14,223,466	4,035,333	7,262,344	7,593,732	33,114,875
8	**RECEIPTS/REVENUES**	**Acct #**					
9	**LOCAL SOURCES**	**1000**					0
10	**FLOW-THROUGH RECEIPTS/REVENUES FROM ONE DISTRICT TO ANOTHER DISTRICT**	**2000**					0
11	**STATE SOURCES**	**3000**					0
12	**FEDERAL SOURCES**	**4000**					0
13	**Total Receipts/Revenues**		0	0	0	0	0
14	**DISBURSEMENTS/EXPENDITURES**	**Funct #**					
15	**INSTRUCTION**	**1000**					0
16	**SUPPORT SERVICES**	**2000**					0
17	**COMMUNITY SERVICES**	**3000**					0
18	**PAYMENTS TO OTHER DISTRICTS & GOVT. UNITS**	**4000**					0
19	**DEBT SERVICES**	**5000**					0
20	**PROVISION FOR CONTINGENCIES**	**6000**					0
21	**Total Disbursements/Expenditures**		0	0	0		0
22	**Excess of Receipts/Revenue Over/(Under) Disbursements/Expenditures**		0	0	0	0	0
23	**OTHER SOURCES/USES OF FUNDS**						
24	**OTHER SOURCES OF FUNDS (7000)**						0
25	**OTHER USES OF FUNDS (8000)**						0
26	**TOTAL OTHER SOURCES/USES OF FUNDS**		0	0	0	0	0
27	**ESTIMATED ENDING FUND BALANCE**		14,223,466	4,035,333	7,262,344	7,593,732	33,114,875

	A	B	M	N	O	P	Q
1	**School Districts Only*		ESTIMATED BUDGET FY2027-2028				
2							
3	*44063158022*						
4	*District Number*						
5	*Huntley Community School District 158*						
6	*District Name*		Educational Fund	Operations & Maintenance Fund	Transportation Fund	Working Cash Fund	Total
7	ESTIMATED BEGINNING FUND BALANCE *(must equal prior Ending Fund Balance)*		14,223,466	4,035,333	7,262,344	7,593,732	33,114,875
8	RECEIPTS/REVENUES	Acct #					
9	LOCAL SOURCES	1000					0
10	FLOW-THROUGH RECEIPTS/REVENUES FROM ONE DISTRICT TO ANOTHER DISTRICT	2000					0
11	STATE SOURCES	3000					0
12	FEDERAL SOURCES	4000					0
13	Total Receipts/Revenues		0	0	0	0	0
14	DISBURSEMENTS/EXPENDITURES	Funct #					
15	INSTRUCTION	1000					0
16	SUPPORT SERVICES	2000					0
17	COMMUNITY SERVICES	3000					0
18	PAYMENTS TO OTHER DISTRICTS & GOVT. UNITS	4000					0
19	DEBT SERVICES	5000					0
20	PROVISION FOR CONTINGENCIES	6000					0
21	Total Disbursements/Expenditures		0	0	0		0
22	Excess of Receipts/Revenue Over/(Under) Disbursements/Expenditures		0	0	0	0	0
23	OTHER SOURCES/USES OF FUNDS						
24	OTHER SOURCES OF FUNDS (7000)						0
25	OTHER USES OF FUNDS (8000)						0
26	TOTAL OTHER SOURCES/USES OF FUNDS		0	0	0	0	0
27	ESTIMATED ENDING FUND BALANCE		14,223,466	4,035,333	7,262,344	7,593,732	33,114,875

	A	B	R	S	T	U	V
1	**School Districts Only*		ESTIMATED BUDGET FY2028-2029				
2							
3	*44063158022*						
4	*District Number*						
5	***Huntley Community School District 158***						
6	*District Name*		**Educational Fund**	**Operations & Maintenance Fund**	**Transportation Fund**	**Working Cash Fund**	**Total**
7	**ESTIMATED BEGINNING FUND BALANCE** ***(must equal prior Ending Fund Balance)***		14,223,466	4,035,333	7,262,344	7,593,732	33,114,875
8	**RECEIPTS/REVENUES**	**Acct #**					
9	**LOCAL SOURCES**	**1000**					0
10	**FLOW-THROUGH RECEIPTS/REVENUES FROM ONE DISTRICT TO ANOTHER DISTRICT**	**2000**					0
11	**STATE SOURCES**	**3000**					0
12	**FEDERAL SOURCES**	**4000**					0
13	**Total Receipts/Revenues**		0	0	0	0	0
14	**DISBURSEMENTS/EXPENDITURES**	**Funct #**					
15	**INSTRUCTION**	**1000**					0
16	**SUPPORT SERVICES**	**2000**					0
17	**COMMUNITY SERVICES**	**3000**					0
18	**PAYMENTS TO OTHER DISTRICTS & GOVT. UNITS**	**4000**					0
19	**DEBT SERVICES**	**5000**					0
20	**PROVISION FOR CONTINGENCIES**	**6000**					0
21	**Total Disbursements/Expenditures**		0	0	0		0
22	**Excess of Receipts/Revenue Over/(Under) Disbursements/Expenditures**		0	0	0	0	0
23	**OTHER SOURCES/USES OF FUNDS**						
24	**OTHER SOURCES OF FUNDS (7000)**						0
25	**OTHER USES OF FUNDS (8000)**						0
26	**TOTAL OTHER SOURCES/USES OF FUNDS**		0	0	0	0	0
27	**ESTIMATED ENDING FUND BALANCE**		14,223,466	4,035,333	7,262,344	7,593,732	33,114,875

	A	B	W	X	Y	Z
1	**School Districts Only*		SUMMARY			
2			BUDGET ADDENDUM - DEFICIT REDUCTION PLAN			
3	*44063158022*		ESTIMATED BUDGET			
4	*District Number*		*Date of Adoption:*			
5	*Huntley Community School District 158*		*(Enter as MM/DD/YY)*			
6	*District Name*		FY2025-2026	FY2026-2027	FY2027-2028	FY2028-2029
7	ESTIMATED BEGINNING FUND BALANCE *(must equal prior Ending Fund Balance)*		32,806,590	33,114,875	33,114,875	33,114,875
8	RECEIPTS/REVENUES	Acct #				
9	LOCAL SOURCES	1000	92,701,779	0	0	0
10	FLOW-THROUGH RECEIPTS/REVENUES FROM ONE DISTRICT TO ANOTHER DISTRICT	2000	0	0	0	0
11	STATE SOURCES	3000	38,730,062	0	0	0
12	FEDERAL SOURCES	4000	3,922,013	0	0	0
13	Total Receipts/Revenues		135,353,854	0	0	0
14	DISBURSEMENTS/EXPENDITURES	Funct #				
15	INSTRUCTION	1000	78,902,161	0	0	0
16	SUPPORT SERVICES	2000	53,540,231	0	0	0
17	COMMUNITY SERVICES	3000	96,781	0	0	0
18	PAYMENTS TO OTHER DISTRICTS & GOVT. UNITS	4000	2,506,396	0	0	0
19	DEBT SERVICES	5000	0	0	0	0
20	PROVISION FOR CONTINGENCIES	6000	0	0	0	0
21	Total Disbursements/Expenditures		135,045,569	0	0	0
22	Excess of Receipts/Revenue Over/(Under) Disbursements/Expenditures		308,285	0	0	0
23	OTHER SOURCES/USES OF FUNDS					
24	OTHER SOURCES OF FUNDS (7000)		0	0	0	0
25	OTHER USES OF FUNDS (8000)		0	0	0	0
26	TOTAL OTHER SOURCES/USES OF FUNDS		0	0	0	0
27	ESTIMATED ENDING FUND BALANCE		33,114,875	33,114,875	33,114,875	33,114,875

Deficit Reduction Plan-Background/Assumptions (School Districts Only)
Fiscal Year 2025-2026
through Fiscal Year 2028-2029

Huntley Community School District 158 ***44063158022***

Please complete the following schedule and include a brief description to identify any areas of the budget that will be impacted from one year to the next. If the deficit reduction plan relies upon new local revenues, identify contingencies for further budget reductions which will be enacted in the event those new revenues are not available.

1. **Background and Narrative of Budget Reductions:**

2. **Assumptions Used in the Deficit Reduction Plan:**

- EBF and Estimated New Tier Funding:

- Equal Assessed Valuation and Tax Rates:

- Employee Salaries and Benefits:

Deficit Reduction Plan-Background/Assumptions (School Districts Only)
Fiscal Year 2025-2026
through Fiscal Year 2028-2029

- Short- and Long-Term Borrowing:

- Educational Impact:

- Other Assumptions:

- Has the district considered shared services or outsourcing (Ex: Transportation, Insurance)? If yes, please explain:

Evidence-Based Funding: Fiscal Year 2026 Spending Plan
Huntley Community School District 158

Part I: Achieving Student Growth and Making Progress Toward State Education Goals

The questions below allow you to indicate the strategic priorities and strategies that will drive your efforts to achieve student growth and make progress toward state education goals. These may involve investing in any combination of an Organizational Unit's core resources: time, money, people, and programs.

Collaboration Opportunity - Organizational Units may find that Part I is most easily and effectively completed if led by program leaders in consultation with finance leaders.

1) What are the Organizational Unit's strategic goals for student success for the 2025-26 school year? What measures will be used to evaluate progress? (*No more than 2000 characters, including spaces.*)

Be the end ofthe 25-26 school year, school leadership teams will demonstrate increased alignment in instructional leadership as measured by establishing and piloting walkthrough "look fors" connected to high-quality instructional practices. By the end of the 25-26 school year, Huntley 158 will demonstrate a differentiated professional learning plan focused on student engagement within the Portrait of a Learning Environment, informed by UDL principles to ensure the instructional practices support the success of all students. By the end of the 25-26 school year, Huntley 158 will design a multiyear framework connected to the Portrait of a Learner to provide all students with a pathway that ensures readiness for post-secondary education and/or training, employment, and/or life skills in an ever-evolving global society.

	Top Strategy 1	Top Strategy 2	Top Strategy 3
2) Select the top three strategies that the Organizational Unit will employ to achieve student growth and make progress toward state education goals. (Select three different responses from the dropdown list.)	Focus increased time and attention on special student groups	Improve programs, curriculum, and/or learning tools	Increase number and/or quality of professional development opportunities

If "Other" was selected in question 2, please describe. (*No more than 1000 characters, including spaces.*)

Part II: Planned Use of Evidence-Based Funding

The questions below provide an opportunity to document the stakeholders with whom you consulted and the data you analyzed as you determined your strategic allocations of FY 2026 EBF dollars. Key statistics related to EBF distributions are provided for your reference. Form 50-36/50-39 is typically released before current-year appropriations are known. Therefore, the figures provided are for the prior fiscal year.

Collaboration Opportunity *- Organizational Units may find that questions in this section are most easily and effectively completed if led by finance leaders in consultation with program leaders.*

Evidence-Based Funding Organizational Unit Results (FY 2025)					
	Final Resources / Adequacy Target = ***Percent of Adequacy***	**Average Student Enrollment**	*8,426.53*	**Adequacy Target**	*$124,080,758*
		Final Resources	*$95,120,172*	**Percent of Adequacy**	*77%*
	Base Funding Minimum + Tier Funding = ***Gross State Contribution***	**Tier Assignment**	*1*	**Gross State Contribution**	*$33,169,241*
		FY25 Base Funding Minimum	*$31,938,662*	**FY 2025 Tier Funding**	*$1,230,579*
	Within FY 2025 Gross State Contribution, Resources Attributable to ***Specific Populations***	**Low-Income Students**	*$798,667*		
		English Learners (ELs)	*$292,115*		
		Special Education	*$3,704,585*		

	FY 2026 Tier Funding	Funding Type (Select)	
1) FY 2026 Tier Funding Allocation*: Enter the dollar amount of Tier Funding (e.g., NEW MONEY only) allocated to the Organizational Unit for FY 2026. Select whether the amount is estimated or actual funding.	*$304,921*	Actual	**Note: Tier Funding allocations are published annually at https://www.isbe.net/Pages/ebfdistribution.aspx . Amounts are available in early August. Districts must use actual funding amounts if they are available before submitting the budget to ISBE.*

	Data Source 1	Data Source 2	Data Source 3
2) Select the <u>top three</u> sources of data used to inform the Organizational Unit's planned allocation of EBF dollars. (Select three different responses.)	State Performance Plan Indicators for Special Education	Student grades or other local academic performance data	Student growth and achievement data, disaggregated by student groups

3)	**Indicate with which groups the Organizational Unit engaged to inform its intended allocation of EBF dollars. (Select any that apply; otherwise leave blank.)**	Bilingual Program Director(s)	Yes	Principals	Yes	Bilingual Parent Advisory Committee	Yes
		Special Ed. Program Director(s)	Yes	School Improvement Teams	Yes	Other Parent Group(s)	
		Other Program Leaders		Teacher or Support Staff Unions		Community Focus Group(s)	
		School Board Members	Yes	Other School Staff		Other	
	[Optional] Provide a brief description of the Organizational Unit's process for consulting with internal and external stakeholders in determining the allocation of EBF dollars. (*No more than 1000 characters, including spaces.*)					

		Priority Investment 1	Priority Investment 2	Priority Investment 3
4)	**Given the data analyzed, the stakeholders consulted, and the priorities identified in Part I, indicate the top three priority investments the Organizational Unit will make with its FY 2026 Base Funding Minimum (e.g., excluding Tier Funding). Choose "Other" if investments do not match the provided list. (Select three different responses. "Other" may be selected more than once if needed.)**	Specialist Teachers	Instructional Materials	Professional Development
	If "Other" was selected in question 4, please describe. (*No more than 1000 characters, including spaces.*)			

5)

Cost Factor Table

The table below presents the regionally adjusted amount embedded in the Organizational Unit's FY 2025 Adequacy Target for each of the 34 cost factors in the Evidence-Based Funding model (Column F). Column G is required for all Organizational Units that receive at least $5,000 in Tier Funding, while column H is optional. Organizational Units may choose to provide additional narrative context in Columns I-M to elaborate on the figures included in the table. ISBE has produced guidance for populating the cost factor table. The guidance includes a definition for each cost factor, along with suggestions for using Employee Information System position codes and common expenditure accounts to support a determination of expenditures. This guidance is available at https://www.isbe.net/ebfspendingplan.

Column G: If the Organizational Unit will receive at least $5,000 in FY 2026 Tier Funding (as entered in Q2.1/cell G31), column G is required. Please indicate the Organizational Unit's planned expenditures in FY 2026 from Tier Funds only. Organizational Units are not expected to place a value in each cell. Rather, the table allows for the communication of priority investments with new state resources for the current fiscal year. During years in which there is no new Tier Funding, column G will not be required. During years in which Tier Funding is available, the amount of new Tier Funding entered in Q2.1/cell G31 above must equal the sum in cell G90 below. If some or all Tier Funding is invested outside of the cost factors, enter a dollar amount in cell G89 and provide additional context in the space for a narrative beginning in row 93.

Column H: Optionally, Organizational Units may populate column H with total planned expenditures in FY 2026 for each cost factor from all revenue sources (e.g., not just from EBF). By comparing the figures in column F to the figures entered in column H, the Organizational Unit may engage local stakeholders in productive dialogue about resource allocation decisions.

Cost Factors		Amount in FY 2025 Adjusted Adequacy Target	Budgeted FY 2026 Investments with New Tier Funding [Required]	Budgeted FY 2026 Expenditures (All Resources) [Optional]	Optional District Narratives
Core Investments	Core Teachers	$29,386,278	$304,921		*Enter optional context for core investment decisions.*
	Specialist Teachers	$7,281,566			
	Instructional Facilitator	$3,357,706			
	Core Intervention Teacher	$1,350,160			
	Substitute Teachers	$987,747			
	Guidance Counselor	$2,371,674			
	Nurse	$736,959			
	Supervisory Aide	$1,281,026			
	Librarian	$1,485,317			
	Librarian Aide	$920,922			
	Principal	$2,189,633			
	Assistant Principal	$1,907,123			
	School Site Staff	$1,537,157			
	Subtotal	$54,793,266	**$304,921**		

Per Student Investments	Gifted	$752,951			*Enter optional context for per student investment decisions.*
	Professional Development	$1,053,316			
	Instructional Materials	$2,738,622			
	Assessments	$286,502			
	Computer & Tech Equipment	$4,811,549			
	Student Activities	$3,716,238			
	Maintenance & Operations	$12,648,222			
	Central Office	$8,427			
	Employee Benefits	$21,464,492			
	Subtotal*	$56,458,378			
Additional Investments	Low-Income Intervention Teacher	$671,150			*Enter optional context for additional investment decisions.*
	Low-Income Pupil Support Staff	$671,150			
	Low-Income Extended Day Teacher	$699,048			
	Low-Income Summer School Teacher	$699,048			
	EL Intervention Teacher	$491,008			
	EL Pupil Support Staff	$491,008			
	EL Extended Day Teacher	$511,732			
	EL Summer School Teacher	$511,732			
	EL Core Teacher	$614,557			
	Sp Ed Teacher	$4,763,412			
	Sp Ed Instructional Assistant	$1,959,910			
	Sp Ed Psychologist	$745,358			
	Subtotal	**$12,829,114**			
	Other Investments				$304,921.00
	Total**	**$124,080,758**	**$304,921**		**Tier Funding Check (Cell G90)** **Complete, G90=G31**

*The subtotal for Per Student Investments is a calculated figure that adjusts salary portions of Central Office and Maintenance & Operations to account for regional salary differences. As a result, the sum of each individual cost factor will not equal the subtotal.
**The total is the Final Adequacy Target (adjusted for Regionalization Factor) calculated in the Full FY 2025 EBF Calculation file. Due to differences in rounding, this figure may vary slightly from the sum of the subtotals in this table.

If some or all Tier Funding was invested outside of the cost factors, please describe. (*No more than 1000 characters, including spaces.*)

Part III: Support for Special Student Groups

EBF statute sets aside specific allocations to be spent for special education, English learners, and low-income students. Per statue these designated funds must be spent on programs and services benefiting these specific student groups. Funds for English learners and low-income students must be spent in addition to, and not in lieu of, funding that supports general programs of instruction for all students. Funds attributable to special education must be used for the provision of special education facilities and services as outlined in ILCS 14-1.08. Current-year EBF amounts attributable to each of the special student groups must be reported in Question 1 below (cells G100-G102). If the Organizational Unit received at least $5,000 for any of the student groups, a response to Questions 2 through 4 below is required. For amounts less than $5,000, a response is optional for those questions. All other EBF funds may be spent in any manner deemed appropriate by the school district.

Collaboration Opportunity *- Organizational Units may find that questions in this section are most easily and effectively completed through collaboration between program leaders affiliated with each student group and finance leaders.*

			Enter Amounts	Select type	
1)	**FY 2026 Student Population Allocations*: Enter the dollar amount of resources attributable to Specific Populations within the FY26 Gross State Contribution. Enter "0" if no funds are allocated for a student group. Select whether amounts are estimated or actual.**	**Low-Income Students**	*$809,827*	Actual	**Note: Allocations for each of the three student groups are published annually at isbe.net/ebfdist under "Reports." Amounts are typically available by September 1. Districts must use actual funding amounts if they are available before submitting the budget to ISBE.*
		English Learners	*$300,683*	Actual	
		Special Education	*$3,728,216*	Actual	

2) **Organizational Unit investment of EBF dollars for low-income students: Select the investments that apply. (Optionally, dollar amounts for each investment may be entered.)**

Response Required

Low-Income Intervention Teacher	Yes	Low-Income Extended Day Teacher		Other Investments	
[Optional - Enter $]		*[Optional - Enter $]*		*[Optional - Enter $]*	
Low-Income Pupil Support Staff	Yes	Low-Income Summer School Teacher	Yes		
[Optional - Enter $]		*[Optional - Enter $]*			

Additional context for the Organizational Unit's planned use of dollars attributable to low-income students in FY 2026. (*Required if "Other Investments" selected above. No more than 500 characters, including spaces.*)

3) **Organizational Unit investment of EBF dollars for English learners: Select the investments that apply. (Optionally, dollar amounts for each investment may be entered.)**

Response Required

English Learner Intervention Teacher	Yes	English Learner Extended Day Teacher	Yes	English Learner Core Teacher	Yes
[Optional - Enter $]		*[Optional - Enter $]*		*[Optional - Enter $]*	
English Learner Pupil Support Staff	Yes	English Learner Summer School Teacher	Yes	Other Investments	
[Optional - Enter $]		*[Optional - Enter $]*		*[Optional - Enter $]*	

Additional context for the Organizational Unit's planned use of dollars attributable to English learners in FY 2026. (*Required if "Other Investments" selected above. No more than 500 characters, including spaces.*)

4) **Organizational Units investment of EBF dollars for Special Education: Select the investments that apply. (Optionally, dollar amounts for each investment may be entered.)**

Response Required

Special Education Teacher	Yes	Special Education Psychologist	Yes
[Optional - Enter $]		*[Optional - Enter $]*	
Special Education Instructional Assistant	Yes	Other Investments	
[Optional - Enter $]		*[Optional - Enter $]*	

Additional context for the Organizational Unit's planned use of dollars attributable to Special Education students in FY 2026. (*Required if "Other Investments" selected above. No more than 500 characters, including spaces.*)

Plan Assurances

Please complete the assurances below related to Article 14C of the Illinois School Code, which contains provisions for EL services, parent participation, and the use of EBF dollars provided for English learners. It is the joint responsibility of home and serving entities to ensure compliance related to the use of state funding provided for English learners. Organizational Units should maintain supporting documentation (e.g., sign-in sheets, meeting agendas) to affirm the veracity of the below assurances. Responses in this section are only required if an Organizational Unit receives any amount of EBF dollars attributable to English learners.

Collaboration Opportunity *- Organizational Units may find that the plan assurances are most easily and effectively completed if led by program leaders.*

1). "I hereby affirm that at least 60% of the school district's state funds attributable to English learners will be used for instructional costs of programs and services for English learners (function 1000), in accordance with Article 14C of the Illinois School Code. The remaining balance of state funds attributable to English learners will also be used to serve English learners."

Required Yes

2). "My school district has at least one attendance center with 20 or more English learners (including parental refusals) who speak the same home language other than English in grades K-12. Alternatively and/or additionally, my school district has at least one attendance center with 20 or more English learners (including parent refusals) who speak the same home language other than English in pre-K."

Required Yes

3). "I hereby affirm that the school district's BPAC will review this EBF Spending Plan by or before October 31, 2025."

Required Yes

4). Enter the anticipated date on which the BPAC review will take place and the name of the BPAC chair for SY 2025-26.

Required

BPAC Meeting (MM/DD/YYYY)	10/7/2025
Name of Chair	Lissette Jacobson

Spending Plan Completion Tracker

Use the information below to confirm completion of all required questions. Note that the "status" column adjusts to responses, so the tracker is most helpful to consult after you have completed the spending plan.

Question	Status	Acceptance Criteria
Part 1, Q1	Complete	Character length of response must be >10 and <=2000, including spaces.
Part 1, Q2	Complete	A different response must be selected in G11, I11, and L11; cells cannot be blank.
Part 1, Q2 (Narrative)	Complete	Response required only if "Other" selected in G11, I11, or L11; character length of response must be >10 and <=1000, including spaces.
Part 2, Q1	Complete	A numeric value must be entered in cell G31 (estimated or actual Tier Funding, or 0 if appropriations did not include Tier Funding). A type must be selected in cell H31.
Part 2, Q2	Complete	A different response must be selected in G35, I35, and L35; cells cannot be blank.
Part 2, Q3	Complete	At least one response must be selected.
Part 2, Q4	Complete	Cells G43, I43, and L43 cannot be blank. "Other" may be selected more than once, but other responses may not be repeated.
Part 2, Q4 (Narrative)	Complete	Response required only if "Other" selected in G43, I43, or L43; character length of response must be >10 and <=1000, including spaces.
Part 2, Q5 (Cell G90)	Complete	Cell G90 must be equal to the value in cell G31.
Part 2, Q5 (Narrative)	Complete	Response required only if a value was entered in cell G89; character length of response must be >10 and <=1000, including spaces.
Part 3, Q1 Low-Income Funds	Complete	A numeric value must be entered. A type must be selected in cell H100.
Part 3, Q1 English Learner Funds	Complete	A numeric value must be entered, which may be "0" if the organizational unit received no funding for the specified student group. A type must be selected in cell H101.
Part 3, Q1 Spec. Ed. Funds	Complete	A numeric value must be entered. A type must be selected in cell H102.
Part 3, Q2	Complete	At least one response must be selected.
Part 3, Q2 (Narrative)	Complete	Response required only if "Other Investments" was selected in the previous question; character length of response must be >10 and <=500, including spaces.
Part 3, Q3	Complete	At least one response must be selected.
Part 3, Q3 (Narrative)	Complete	Response required only if "Other Investments" was selected in the previous question; character length of response must be >10 and <=500, including spaces.
Part 3, Q4	Complete	At least one response must be selected.
Part 3, Q4 (Narrative	Complete	Response required only if "Other Investments" was selected in the previous question; character length of response must be >10 and <=500, including spaces.
Assurances 1	Complete	Response required if the value entered in cell G101>0.
Assurances 2	Complete	Response required if the value entered in cell G101>0.
Assurances 3	Complete	Response required if "Yes" selected in cell E133.
Assurances 4 (Meeting Date)	Complete	Response required if "Yes" selected in cell E133; enter date in MM/DD/YYYY format.
Assurances 4 (Name of Chair)	Complete	Response required if "Yes" selected in cell E133.

ESTIMATED LIMITATION OF ADMINISTRATIVE COSTS (School Districts Only)

(For Local Use Only)

This is an estimated Limitation of Administrative Costs Worksheet only and will not be accepted for Official Submission of the Limitation of Administrative Costs Worksheet.

The worksheet is intended for use during the budgeting process to estimate the district's percent increase of FY2026 budgeted expenditures over actual FY2025 expenditures. Budget information is copied to this page. Insert the prior year estimated actual expenditures to compute the estimated percentage increase (decrease).

The official Limitation of Administrative Costs Worksheet is attached to the end of the Annual Financial Report (ISBE Form 50-35) and must be submitted in conjunction with that report. An official Limitation of Administrative Costs Worksheet can also be found on the ISBE website at: Limitation of Administrative Costs

ESTIMATED LIMITATION OF ADMINISTRATIVE COSTS WORKSHEET
(Section 17-1.5 of the School Code)

School District Name: **Huntley Community School District 158**
RCDT Number: **44063158022**

			Estimated Actual Expenditures, Fiscal Year 2025				Budgeted Expenditures, Fiscal Year 2026			
			(10)	(20)	(80)		(10)	(20)	(80)	
	Description	**Funct. No.**	**Educational Fund**	**Operations & Maintenance Fund**	**Tort Fund**	**Total**	**Educational Fund**	**Operations & Maintenance Fund**	**Tort Fund**	**Total**
1.	Executive Administration Services	2320				0	1,462,495		0	1,462,495
2.	Special Area Administration Services	2330				0	0		0	0
3.	Other Support Services - School Administration	2490				0	0		0	0
4.	Direction of Business Support Services	2510				0	275,146	0	0	275,146
5.	Internal Services	2570				0	0		0	0
6.	Direction of Central Support Services	2610				0	0		0	0
7.	Deduct - Early Retirement or other pension obligations required by state law and included above.					0				0
8.	**Totals**		0	0	0	0	1,737,641	0	0	1,737,641
9.	**Estimated Percent Increase (Decrease) for FY2026 (Budgeted) over (Actual) FY 2025**									Enter Actual Data

REPORTING OF PUBLIC VENDOR CONTRACTS OF $1,000 OR MORE (School Districts Only)

*In accordance with the School Code, Section 10-20.21, all **school districts** are required to file a report listing 'vendor contracts' as an attachment to their budget. In this context, the term "vendor contracts" refers to "all contracts and agreements that pertain to goods and services that were intended to generate additional revenue and other remunerations for the **school district** in excess of $1,000, including without limitation vending machine contracts, sports and other attire, class rings, and photographic services.* ***The report is to list information regarding such contracts for the fiscal year immediately preceding the fiscal year of the budget.*** *All such contracts executed on or after July 1, 2007 must be approved by the school board.*

See: School Code, Section 10-20.21 - Contracts

Name of Vendor	Product or Service Provided	Net Revenue	Non-Monetary Remuneration	Purpose of Proceeds	Distribution Method and Recipient of Non-Monetary Remunerations Distributed
Snap! Raise	Crowd funding	2,000	na	HHS Cheerleading	na
Raise 365	Crowd funding	7,000	na	HHS Lacrosse	na
Snap! Raise	Crowd funding	3,500	na	HHS Orchesis	na
Adrenaline	Crowd funding	8,000	na	HHS Girls Soccer	na
Adrenaline	Crowd funding	7,000	na	HHS Baseball	na
Adrenaline	Crowd funding	6,000	na	HHS Softball	na
Flower Explosion	Flowers	1,200	na	HHS Leos Club	na
Snap! Raise	Crowd funding	3,000	na	HHS Boys Tennis	na
Snap! Raise	Crowd funding	1,500	na	HHS Girls Bowling	na
Snap! Raise	Crowd funding	1,500	na	HHS Boys Bowling	na
Adrenaline	Cookie Dough	10,000	na	HHS Boys Basketball	na
Scholastic	Books	8,000	na	Conley LRC	na
Adrenaline	Popcorn	4,000	na	HHS Girls Basketball	na
McAllister's Deli	Food	1,000	na	HHS Student Council	na
Great American Opportunities	Cookie Dough	8,000	na	Marlowe Music	na
Snap! Raise	Crowd funding	8,000	na	HHS Raiders Dance	na
Country Meats	Beef Jerky	1,200	na	HHS Fishing Club	na
Literati Book Fair	Books	3,500	na	Chesak LRC	na
Snap! Raise	Crowd funding	2,000	na	Marlowe Cheer	na
Readathon Fundraiser.com	Crowd funding	5,000	na	Mackeben	na
Premier Fundraising	Coupon Card	10,000	na	Marlowe 6th Grade	na
CDM Promotions	t-shirts	3,180	na	Martin Band	na
Double Good Popcorn	Popcorn	1,500	na	HHS Girls Golf	na
Premier Fundraising	Coupon Card	8,000	na	Heineman 6th Grade	na
Effinger Gold Fundraising	Coffee	8,000	na	HHS Volleyball	na
CDM Promotions	t-shirts	4,190	na	Conley Band	na
CDM Promotions	t-shirts	2,300	na	Leggee Band	na
Fundraising university	Coupon Card	75,000	na	HHS Football	na
Adrenaline	Raffle Tickets	4,000	na	HHS Boys Golf	na
Art to Remember	Personalized art	1,200	na	Martin Art Department	na
Adrenaline	Coupon Card	1,500	na	HHS Tennis	na

Reference Description

1 Each fund balance should correspond to the fund balance reflected on the books as of June 30th - Balance Sheet Accounts #720 and #730 (audit figures, if available).

2 Accounting and Financial Reporting for Certain Grants and Other Financial Assistance. The "On-Behalf" Payments should only be reflected on this page (Budget Summary, Lines 10 and 20).

3 Requires the secretary of the school board to notify the county clerk (within 30 days of the transfer approval) to abate an equal amount of taxes to be next extended. See Sec. 10-22.14 & 17-2.11.

3a Requires notification to the county clerk to abate an equal amount from taxes next extended. See section 10-22.14

4 Principal on Bonds Sold:

(1) Funding Bonds are to be entered in the fund or funds in which the liability occurs.

(2) Refunding Bonds can be entered in the Debt Services Fund only.

(3) Building Bonds can be entered in the Capital Projects Fund only.

(4) Fire Prevention and Safety Bonds can be entered in the Fire Prevention & Safety Fund only.

5 The proceeds from the sale of school sites, buildings, or other real estate shall be used first to pay the principal and interest on any outstanding bonds on the property being sold, and after all such bonds have been retired, the remaining proceeds from the sale next shall be used by the school board to meet any urgent district needs as determined under Sections 2-3.12 and 17-2.11 of the School Code. Once these issues have been addressed, any remaining proceeds may be used for any other authorized purpose and for deposit into any district fund.

6 The School Code, Section 10-22.44 prohibits the transfer of interest earned on the investment of "any funds for purposes of Illinois Municipal Retirement under the Pension Code." This prohibition does not include funds for Social Security and Medicare-only purposes. For additional requirements on interest earnings, see 23 Illinois Administrative Code, Part 100, Section 100.50.

7 Cash plus investments must be greater than or equal to zero.

8 For cash basis budgets, this total will equal the Budget Summary - Total Direct Receipts/Revenues (Line 9) plus Total Other Sources of Funds (Line 46).

9 For cash basis budgets, this total will equal the Budget Summary - Total Direct Disbursements/Expenditures (Line 19) plus Total Other Uses of Funds (Line 79).

10 Working Cash Fund loans may be made to any district fund for which taxes are levied (Section 20-5 of the School Code).

11 Include revenue accounts 1110 through 1115, 1117,1118 & 1120.

12 The School Code Section 17-2.2c. Tax for leasing educational facilities or computer technology or both, and for temporary relocation expense purposes.

13 Corporate personal property replacement tax revenue must be first applied to the Municipal Retirement/Social Security Fund to replace tax revenue lost due to the abolition of the corporate personal property tax (30 ILCS 115/12). This provision does not apply to taxes levied for Medicare-Only purposes.

14 Only tuition payments made to private facilities. See Functions 4200 or 4400 for estimated public facility disbursements/expenditures.

15 Payment towards the retirement of lease/purchase agreements or bonded/other indebtedness (principal only) otherwise reported within the fund - e.g.: alternate revenue bonds. (Describe & Itemize)

16 Only abolishment of Working Cash Fund must transfer its funds directly to the Educational Fund upon adoption of a resolution and at the close of the current school Year (see 105 ILCS 5/20-8 for further explanation)

Only abatement of working cash fund can transfer its funds to any fund in most need of money

(see 105 ILCS 5/20-10 for further explanation)

CHECK FOR ERRORS

This worksheet checks various cells to assure that selected items are in balance.

Please fix errors below before submitting to ISBE.

Budget Item References	Message
1. Deficit Reduction Plan (DefReductPlan 23-27 tab)	
Is Deficit Reduction Plan Required? **(Joint Agreements do not complete Deficit Reduction Plan.)**	**Deficit Reduction Plan is not required**
If required, is Deficit Reduction Plan completed? **(DefReductPlan 23-27 tab)**	
2. Cover Page (Cover tab)	
District Name must be selected from **drop-down**. **(Cell H13)**	OK
Accounting Basis must be selected on Cover sheet.	OK
Dates **(Day, Month, Year)** must be input on Cover sheet.	OK
Board Names must be typed on Cover sheet.	**ERROR - TYPE BOARD NAMES**
3. Budget Summary: Other Sources (BudgetSum 2-4 tab - Acct 7000) must equal Other Uses (BudgetSum 2-4 tab - Acct 8000).	
Estimated Beginning Fund Balance July, 1 2025 for all Funds **(Cells C3 - K3)** **(Line must have a number or zero. Do not leave blank.)**	OK
Estimated Activity Fund Beginning Fund Balance July, 1 2025 **(Cell C83)** **(Cell must have a number or zero. Do not leave blank.)**	OK
Transfer Among Funds **(Funds 10, 20, 40 - Acct 7130 - Cells C29, D29, F29)**, must equal **(Funds 10, 20 & 40 - Acct 8130 - Cells C52, D52, F52)**.	OK
Transfer of Interest **(Funds 10 thru 90 - Acct 7140 - Cells C30:K30)**, must equal **(Funds 10 thru 60, & 80 - Acct 8140 - Cells C53:H53, J53)**.	OK
Transfer to Debt Service to Pay Principal on GASB 87 Leases **(Fund 30 - Acct 7400 - Cell E39)** must equal **(Funds 10, 20 & 60 - Acct 8400 Cells C57:H60)**.	OK
Transfer to Debt Service to Pay Interest on GASB 87 Leases **(Fund 30 - Acct 7500 - Cell E40)** must equal **(Funds 10, 20 & 60 - Acct 8500 - Cells C61:H64)**.	OK
Transfer to Debt Service Fund to Pay Principal on Revenue Bonds **(Fund 30 - Acct 7600 - Cell E41)** must equal **(Funds 10 & 20 - Acct 8600 - Cells C65:D68)**.	OK
Transfer to Debt Service to Pay Interest on Revenue Bonds **(Fund 30 - Acct 7700 - Cell E42)** must equal **(Funds 10 & 20 - Acct 8700 - Cells C69:D72)**.	OK
Transfer to Capital Projects Fund **(Fund 60 - Acct 7800 - Cell H43)** must equal **(Fund 10 & 20, Acct 8800 - Cells C73:D76)**.	OK
4. Summary of Cash Transactions: Beginning Cash Balance on Hand July 1, 2024 (CashSum 5 tab, All Funds) cannot be negative.	
Educational **(Fund 10 - Cell C3)**	OK
Operations & Maintenance **(Fund 20 - Cell D3)**	OK
Debt Service **(Fund 30 - Cell E3)**	OK
Transportation **(Fund 40 - Cell F3)**	OK
Municipal Retirement/Social Security **(Fund 50 - Cell G3)**	OK
Capital Projects **(Fund 60 - Cell H3)**	OK
Working Cash **(Fund 70 - Cell I3)**	OK
Tort **(Fund 80 - Cell J3)**	OK
Fire Prevention & Safety **(Fund 90 - Cell K3)**	OK
Activity Funds **(Cell C23)**	OK
5. Summary of Cash Transactions: Ending Cash Balance on Hand June 30, 2024 (CashSum 5 tab - All Funds) cannot be negative.	
Educational **(Fund 10 - Cell C21)**	OK
Operations & Maintenance **(Fund 20 - Cell D21)**	OK
Debt Service **(Fund 30 - Cell E21)**	OK
Transportation **(Fund 40 - Cell F21)**	OK
Municipal Retirement/Social Security **(Fund 50 - Cell G21)**	OK
Capital Projects **(Fund 60 - Cell H21)**	OK
Working Cash **(Fund 70 - Cell I21)**	OK
Tort **(Fund 80 - Cell J21)**	OK
Fire Prevention & Safety **(Fund 90 - Cell K21)**	OK
6. Summary of Cash Transactions: Other Receipts (CashSum 5 tab) must equal Other Disbursements (CashSum 5 tab).	
Interfund Loans Payable **(Funds 10:60, 80, 90 - Acct 411 - Cells C6:H6, J6:K6)** must equal Interfund Loans Receivable **(Funds 10:20, 40, 70 - Acct 141 - Cells C15:D15, F15, I15)**.	OK
Interfund Loans Receivable **(Funds 10, 20, 40, 70 - Acct 141 - Cells C7:D7, F7, I7)** must equal Interfund Loans Payable **(Funds 10:60, 80, 90 - Acct 411 - Cells C16:H16, J16, K16)**.	OK
7. Estimated Revenue (EstRev 6-11 tab)	
Amounts must be input for revenue.	OK
8. Estimated Expenditures (EstExp 12-20 tab)	
Amounts must be input for expenditures.	OK
9. Itemization Notes: Revenues/Expenditures reported that require note on Itemize 21 tab.	
Include brief note(s) describing revenue source.	OK
Include brief note(s) describing expenditure use.	OK
10. EBF Spending Plan	
All required questions have been answered.	OK

End of Balancing

CERTIFICATION OF ESTIMATED REVENUES

IN ACCORDANCE WITH PUBLIC ACT 83-331

UNIT NAME: Huntley Community School District #158

FUND NAME: All (Education, O&M, Bond & Interest, Transportation, Municipal Retirement, Site & Construction, Working Cash, Fire Protection)

REVENUE ESTIMATE FOR FISCAL YEAR BEGINNING: July 1, 2025

SOURCE OF REVENUE	AMOUNT
Funds available at beginning of fiscal year:	
Real Estate taxes	$97,832,549
Personal Property Replacement	$800,000
State Revenue	$38,730,062
Federal Revenue	$3,922,013
Other	$9,600,219
TOTAL ESTIMATED REVENUE	$150,884,843

CERTIFICATION

I, Mark Altmayer, the Chief Financial Officer/Treasurer of Huntley Community School District 158, do hereby certify that the above is a true estimate of the revenues anticipated to be received by this unit of government in the next fiscal year for the above indicated fund.

September 18, 2025
Date

SEAL

Chief Financial Officer / Treasurer

HUNTLEY
COMMUNITY SCHOOL DISTRICT 158

Huntley Community School District 158

650 Dr. John Burkey Drive
Algonquin, Illinois 60102
(847) 659-6158 • huntley158.org

CERTIFICATION OF BUDGET

(Appropriation Ordinance)

I, the undersigned, duly elected, qualified and acting President of the Board of Education of Huntley Community School District 158, McHenry and Kane Counties, Illinois, does hereby certify that the attached hereto is a true and correct copy of the Budget (Appropriation Ordinance) of said Huntley Community School District 158 for the fiscal year beginning July 1, 2025, as adopted on September 18, 2025.

SEAL ***Date:*** _____

_____
President, Board of Education, Huntley Community School District 158