

2025-2026 SCHOOL PROFILE

CEEB Code: 053338


Mission

Valley Christian Schools' mission is to provide a nurturing environment offering quality education supported by a strong foundation of Christian values in partnership with parents, equipping students to become leaders to serve God, to serve their families, and to positively impact their communities and the world.

Accreditation

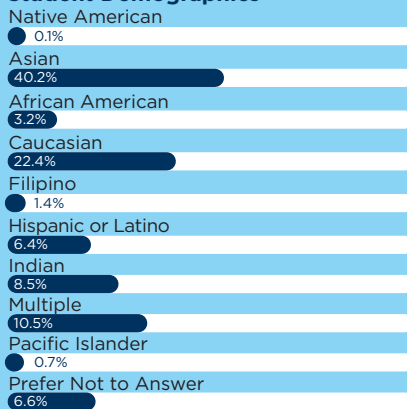
VCCHS maintains dual accreditation from the Western Association of Schools and Colleges (WASC) and the Association of Christian Schools International (ACSI).

School Community



406 SENIORS
1,596 TOTAL STUDENTS

Student Demographics



Student/Faculty Ratio: 15:1
Senior/Counselor Ratio: 42:1
Average Class Size: 23
Financial Assistance: 20% (322 students)

Neighborhood

VCCHS is located in south San Jose, California, and draws students from across the Silicon Valley.

**104 ZIPCODES
REPRESENTED**



**400+ CHURCHES
REPRESENTED**

Institutional Policies

Course Acceleration & Prerequisite Waivers

To take multiple courses in the same subject within a single year or to accelerate learning without completing a prerequisite, students must submit and be approved for an academic appeal.

Disciplinary Reporting Policy

VCCHS reports all suspensions that have resulted from a serious academic honor violation if requested by a college. VCCHS takes infractions seriously in order to protect the academic integrity of the institution.

Community Service Requirement

Students are required to complete 25 hours of community service per year.

Class Load

The typical student course load per semester is seven classes. Students are required to take a Bible course all four years.

Academics



Course Catalog

Scan QR code to see full course catalog or visit vcs.net/hscoursecatalog

AP, Honors, & Dual Credit

VCCHS uses an open enrollment AP program model and does not limit the number of AP or Honors courses that a student may take. As a member of the Challenge Success initiative, we encourage students to balance their academics with other commitments.

26
AP COURSES

41
HONORS COURSES

35
DUAL CREDIT COURSES

Dual Credit Partners:
San Jose State University, Colorado Christian University, and William Jessup University

AP African American Studies	AP Music Theory
AP Art History	AP Physics 1
AP Biology	AP Physics C: Electricity and Magnetism
AP Calculus AB	AP Physics C: Mechanics
AP Calculus BC	AP Psychology
AP Chemistry	AP Spanish Language and Culture
AP Chinese Language and Culture	AP Statistics
AP Computer Science A	AP Studio Art: 2D Design
AP Computer Science Principles	AP Studio Art: Drawing
AP English Language & Comp.	AP US Government and Politics
AP English Literature & Comp.	AP US History
AP Environmental Science	AP US History
AP Human Geography	AP World History: Modern
AP Microeconomics	

Standardized Testing

AP Exam Results

2025 Exam Summary

Total Tests	2,562
Total Testers	956
Scores ≥ 3	93%
Total AP Scholars	518
Average AP Scholar Score	4.16

3+ Score Summary

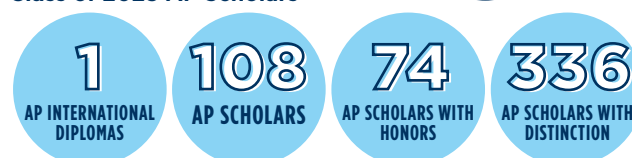


of the class of 2025 graduated having earned a score of 3 or higher on at least one AP exam



of exams taken by VCHS students in 2025 earned a score of 3 or higher

Class of 2025 AP Scholars



Grading

Cumulative GPA Distribution

2024-2025 SCHOOL YEAR

GPA Range	% Students (Weighted)	% Students (Unweighted)
≥4.5	30%	
4.00-4.49	34%	13%
3.50-3.99	19%	63%
3.00-3.50	13%	18%
<3.00	4%	6%

Class Rank

VCCHS does not rank students.

Grading Policies

Grades are reported by semester. All credits earned in grades 9-12 are calculated into students' GPA except Pass (P) courses. Unweighted grades use a 4-point scale. VCCHS does not weight +/- grades.

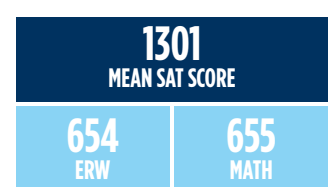
Weighted Grades

Honors and AP courses receive an extra grade point in weighted GPA calculations. No additional honors/AP point is given for grades of D or below. Weighted courses use a 5-point scale. Since required Bible courses do not offer Honors or AP options, it is not possible for a student to achieve a 5.0 GPA at VCCHS.

Graduation Requirements

Subject	Credits	Years
Bible	40	4
English	40	4
Math	30	3
PE/Health	10	1
Science	20	2
Social Science	30	3
World Language	20	2
Visual & Performing Arts	10	1
Additional Credits	40	4
TOTAL REQUIRED	240	

Class of 2026



**23 NATIONAL MERIT
FINALISTS**



**64 STUDENTS COMMENDED
FOR PSAT PERFORMANCE**

Academic and College Counselors

Head Counselor
Amy Smith
asmith@vcs.net

Haley Eastman ('10)
heastman@vcs.net

Director of Student Success
Dr. Sonia Avilucea
savilucea@vcs.net

Isaac Lewis
ilewis@vcs.net

McKenna Pereira
mpereira@vcs.net

Registrar
Christine Baxter
cbaxter@vcs.net

Kit Reichow
creichow@vcs.net

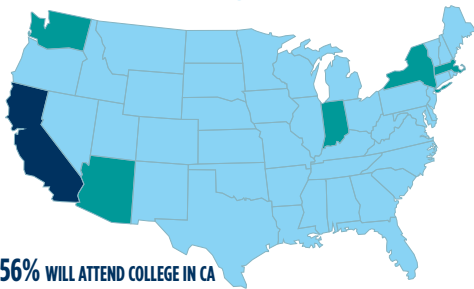
Leah Adams
ladams@vcs.net

Jon Sizelove
jsizelove@vcs.net

Kaitlyn Bylund ('10)
kbylund@vcs.net

Hea Jin Thomas
hthomas@vcs.net

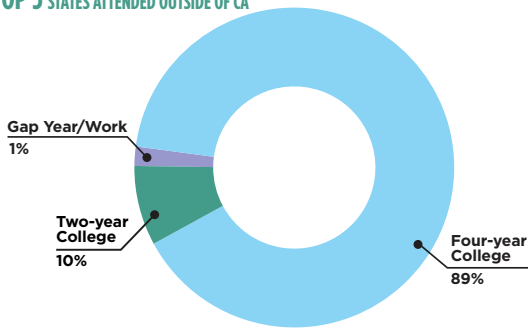
Post-secondary Outcomes



56% WILL ATTEND COLLEGE IN CA

44% WILL ATTEND COLLEGE OUTSIDE OF CA

TOP 5 STATES ATTENDED OUTSIDE OF CA



College Destinations for the Class of 2024 & 2025

Top 5% Attending

California Institute of Technology
Carnegie Mellon University (2)
Georgia Institute of Technology
Hamilton College
Massachusetts Institute of Technology
Santa Clara University
Stanford University (2)
University of California, Berkeley (7)
University of California, Los Angeles (5)
University of Illinois Urbana-Champaign
University of Southern California

Most commonly attended schools

University of California, Berkeley (28)
Santa Clara University (17)
San Jose State University (16)
University of California, Los Angeles (14)
University of Southern California (14)
University of California, San Diego (12)
Purdue University (11)
De Anza College (11)
University of California, Riverside (10)
University of California, Irvine (10)
California Polytechnic State University, San Luis Obispo (10)
Loyola Marymount University (9)

University of California, Santa Barbara (8)
West Valley College (8)
University of Illinois Urbana-Campaign (8)
University of Washington (7)
Carnegie Mellon University (6)
New York University (6)
University of San Francisco (6)
San Diego State University (6)
Arizona State University (5)
Chapman University (5)
Foothill College (5)

School Program Participation

Applied Math, Science, & Engineering (AMSE)

AMSE students conduct advanced research and participate in unique STEM experiences to inspire them to become successful innovators and world-changers.

538
TOTAL STUDENTS

264
MEMBERS

240
HONORS MEMBERS

34
FELLOWS

Athletics & Human Performance

VCHS offers 27 sports and 57 teams in addition to world-class facilities and trainers to aid students in their development of athletic excellence.

840
TOTAL ATHLETES

26
2024 GRADUATES
COMMITTED TO PLAY
IN COLLEGE

Business, Entrepreneurship, & Innovation (BEI)

BEI equips and guides students in the entrepreneurial process. With a focus on experiential learning, students gain foundational knowledge and skills to turn their innovative ideas into business opportunities.

324
TOTAL STUDENTS

381
STUDENTS IN BEI
EXTRACURRICULARS

Conservatory of the Arts

VCHS offers students opportunities to pursue multimodal learning and creative expression in five disciplines: Dance Arts, Media Arts, Music Arts, Theatre Arts, and Visual Arts.

200
TOTAL STUDENTS

313
MEMBERS

187
HONORS MEMBERS

20
FELLOWS

For more information about VCS programs, including information about program membership, honors status, and fellowships, please visit vcs.net.

71
AMSE ARTISTS

17
PURSUING ARTS
MAJOR IN COLLEGE



"Do it heartily as to the Lord." Col. 3:23

VCHS does not discriminate in the admission of its students, in its offers of financial or other aid to students, nor does it discriminate among its students on the basis of religious belief. VCHS admits students of families who support Christian values representing any race, color, or racial or ethnic origin, and from any geographical area to the school with all the rights, privileges, programs, and activities generally accorded or made available to students at the school.