



## How to View Report Cards in The Wildcat Portal as a Parent

Report Cards for 3rd through 8th graders will be available for parents to view on Monday, October 13. Here are the steps to access them.

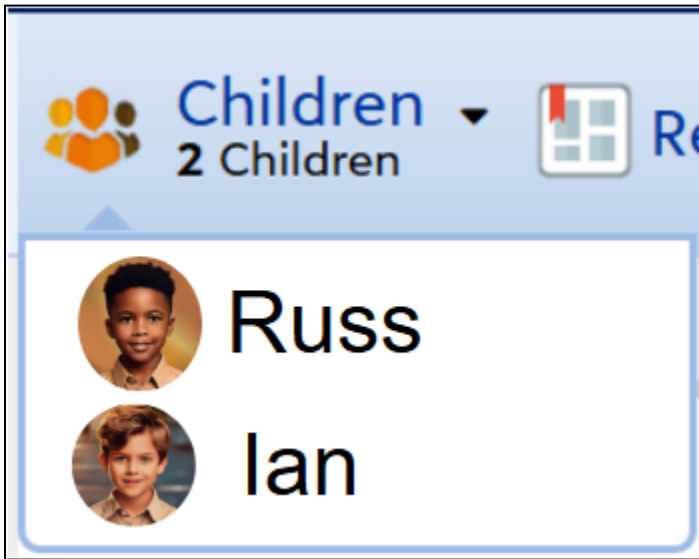
1. Log in to [Blackbaud](#).
2. Click on your **son's name** in the top left-hand part of the screen.
  - 2a. If you only have one child enrolled at SAA, you will see one student. If you have more than one student at SAA, select one at a time to view grades by following steps 2b and 2c.



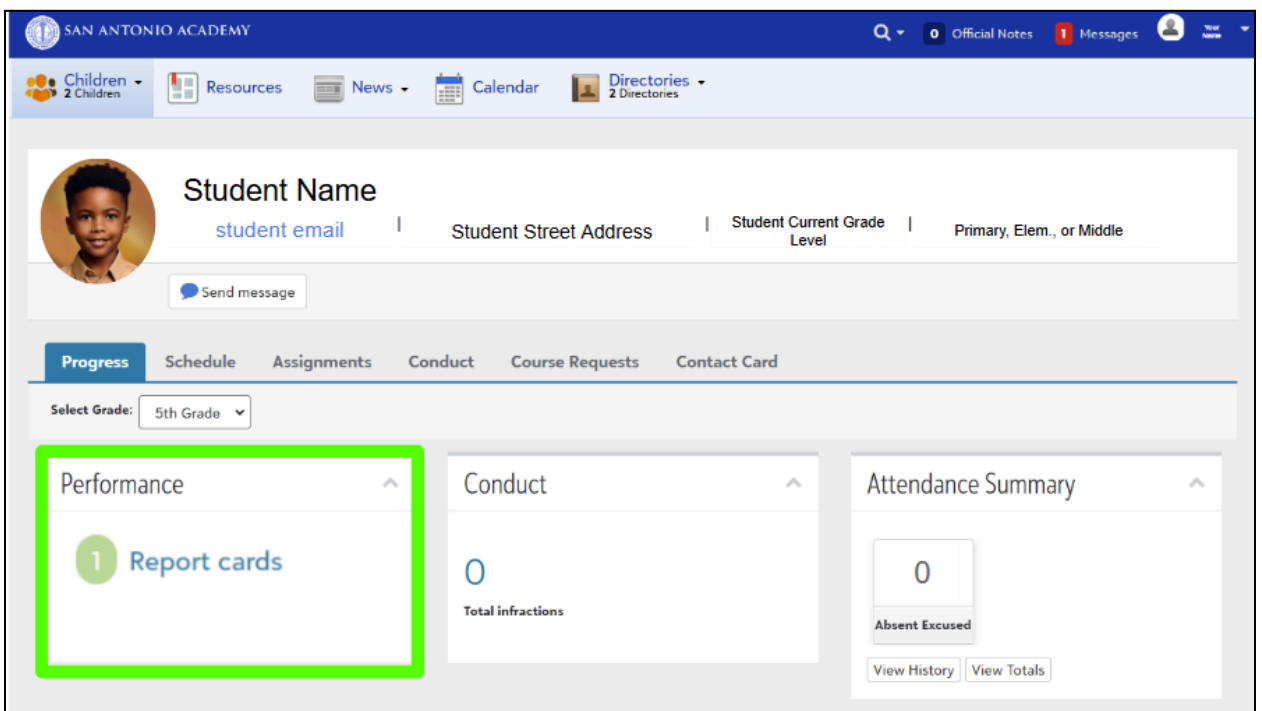
2b. If you have more than one student at SAA, click the **Children** dropdown menu on the top left-hand side of the screen, highlighted below.



2c. Select a student from the dropdown menu.



3. Once the student page is open, find the **Progress** tab on the top left side of the page. When Report Cards are released, you will see a light green circular icon and a blue link that says "Report Card." Click the **Report card** link to view your son's grades.



*Thank you for checking your son's academic progress. If you have any questions about technology, please reach out to Siomha Garcia ([sgarcia@sa-academy.org](mailto:sgarcia@sa-academy.org)).*