



Trivium

Charter School Network

LCFF Budget Overview for Parents

Local Educational Agency (LEA) Name: Trivium Charter School

CDS Code: 42 69112 0124255

School Year: 2025-26

LEA contact information:

Trisha Vais

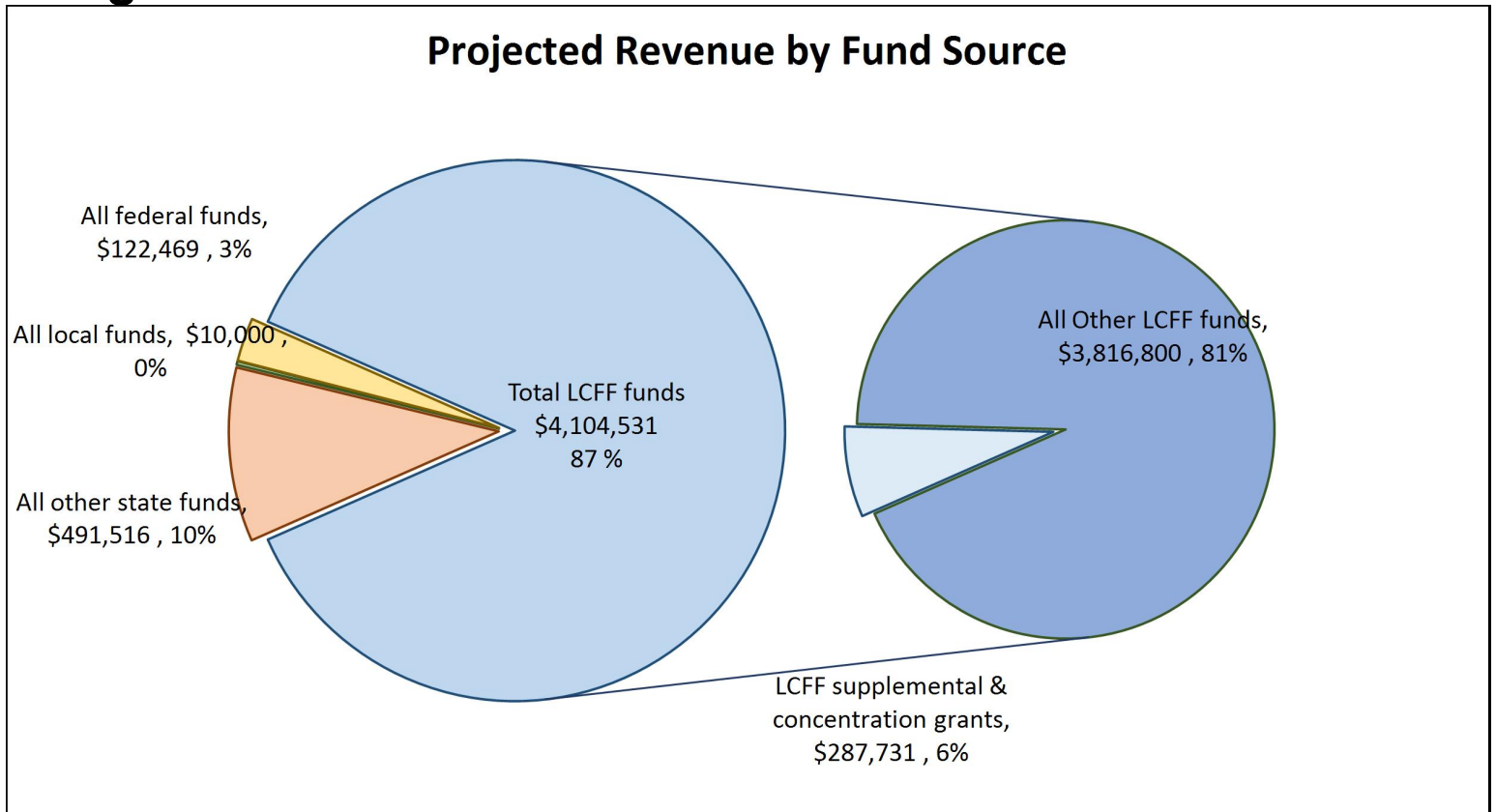
Executive Director

tvais@triviumcharter.org

805-291-1303

School districts receive funding from different sources: state funds under the Local Control Funding Formula (LCFF), other state funds, local funds, and federal funds. LCFF funds include a base level of funding for all LEAs and extra funding - called "supplemental and concentration" grants - to LEAs based on the enrollment of high needs students (foster youth, English learners, and low-income students).

Budget Overview for the 2025-26 School Year



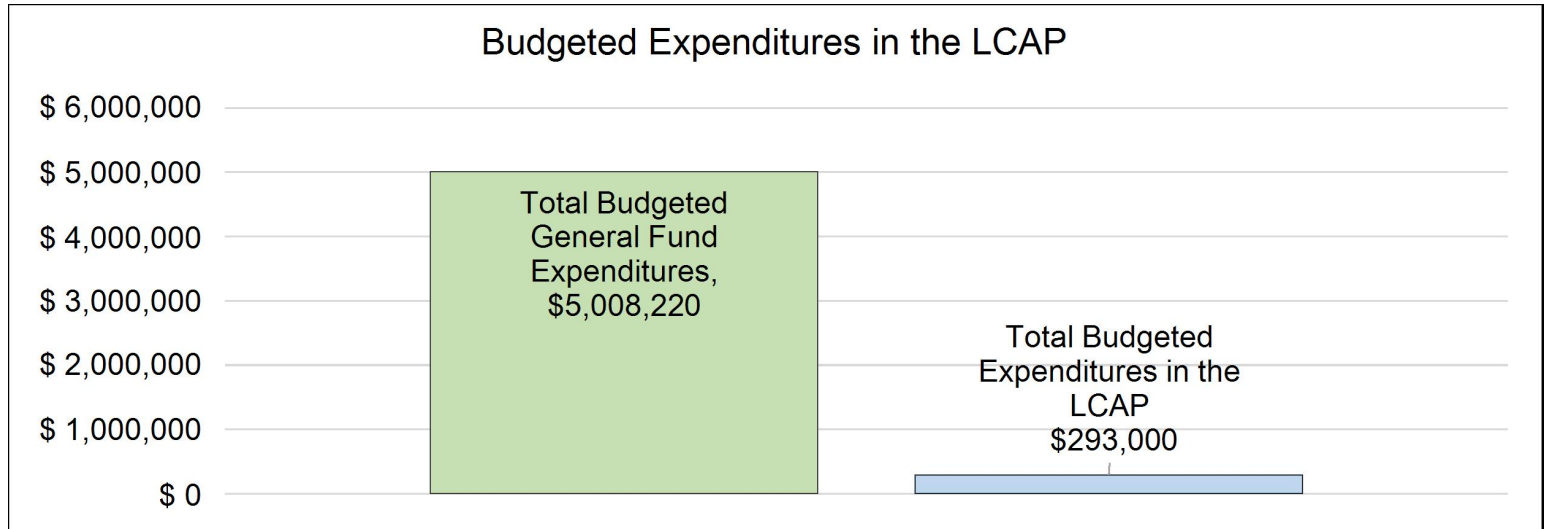
This chart shows the total general purpose revenue Trivium Charter School expects to receive in the coming year from all sources.

The text description for the above chart is as follows: The total revenue projected for Trivium Charter School is \$5,016,247, of which \$4,104,531 is Local Control Funding Formula (LCFF), \$491,516 is other state funds, \$10,000 is local funds, and \$122,469 is federal funds. Of the \$4,104,531 in LCFF Funds, \$287,731 is

generated based on the enrollment of high needs students (foster youth, English learner, and low-income students).

LCFF Budget Overview for Parents

The LCFF gives school districts more flexibility in deciding how to use state funds. In exchange, school districts must work with parents, educators, students, and the community to develop a Local Control and Accountability Plan (LCAP) that shows how they will use these funds to serve students.



This chart provides a quick summary of how much Trivium Charter School plans to spend for 2025-26. It shows how much of the total is tied to planned actions and services in the LCAP.

The text description of the above chart is as follows: Trivium Charter School plans to spend \$5,008,220 for the 2025-26 school year. Of that amount, \$293,000 is tied to actions/services in the LCAP and \$4,715,220 is not included in the LCAP. The budgeted expenditures that are not included in the LCAP will be used for the following:

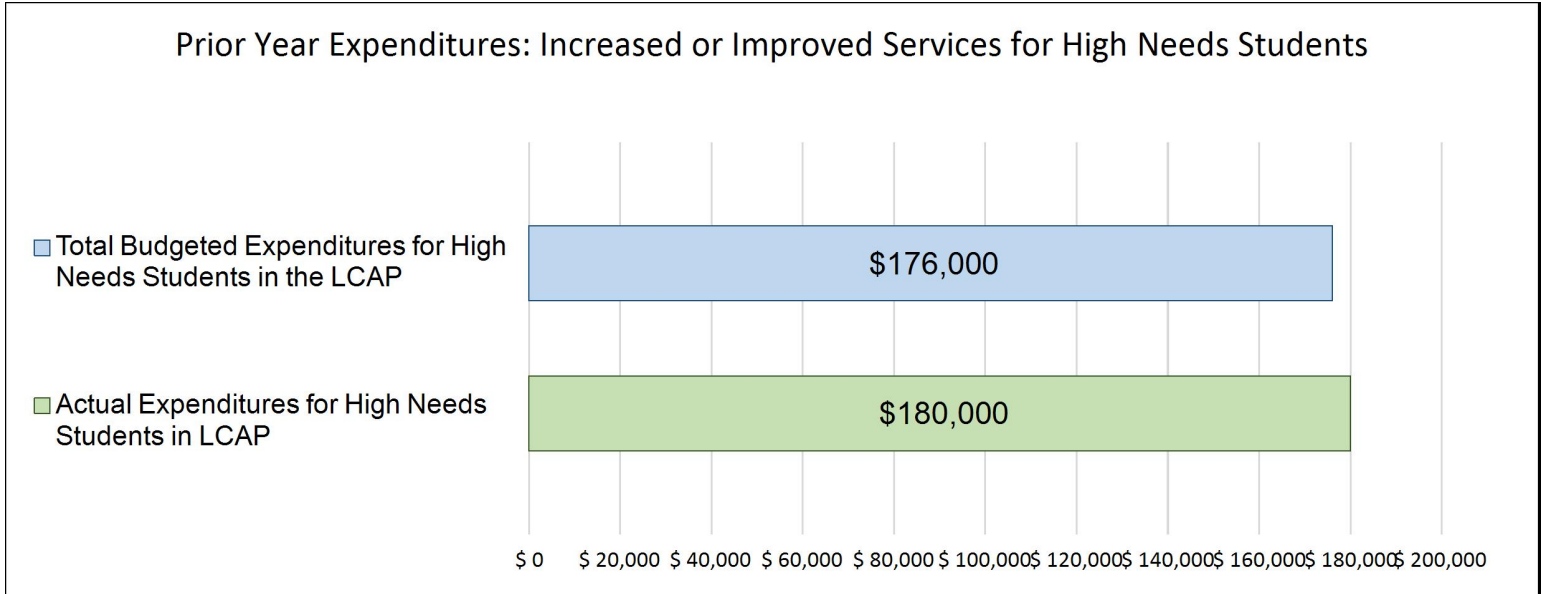
are used to provide ongoing instruction and continued school operations.

Increased or Improved Services for High Needs Students in the LCAP for the 2025-26 School Year

In 2025-26, Trivium Charter School is projecting it will receive \$287,731 based on the enrollment of foster youth, English learner, and low-income students. Trivium Charter School must describe how it intends to increase or improve services for high needs students in the LCAP. Trivium Charter School plans to spend \$293,000 towards meeting this requirement, as described in the LCAP.

LCFF Budget Overview for Parents

Update on Increased or Improved Services for High Needs Students in 2024-25



This chart compares what Trivium Charter School budgeted last year in the LCAP for actions and services that contribute to increasing or improving services for high needs students with what Trivium Charter School estimates it has spent on actions and services that contribute to increasing or improving services for high needs students in the current year.

The text description of the above chart is as follows: In 2024-25, Trivium Charter School's LCAP budgeted \$176,000 for planned actions to increase or improve services for high needs students. Trivium Charter School actually spent \$180,000 for actions to increase or improve services for high needs students in 2024-25.

The difference between the budgeted and actual expenditures of \$4,000 had the following impact on Trivium Charter School's ability to increase or improve services for high needs students:

Students were more engaged in success and received more targeted assistance when struggling.



Local Control and Accountability Plan

The instructions for completing the Local Control and Accountability Plan (LCAP) follow the template.

Local Educational Agency (LEA) Name	Contact Name and Title	Email and Phone
Trivium Charter School	Trisha Vais Executive Director	tvais@triviumcharter.org 805-291-1303

Plan Summary [2025-26]

General Information

A description of the LEA, its schools, and its students in grades transitional kindergarten–12, as applicable to the LEA. LEAs may also provide information about their strategic plan, vision, etc.

Trivium is a non-classroom-based (flex-based) charter school on the Central Coast of California serving students in (t)K-12th grades. Trivium adheres to a Classical model with a significant amount of Project Based Learning. The majority of our students attend 2 full days a week in-person to participate in group learning classes where there is a strong emphasis on history, science and classical elements of learning. Many students in 4th-12th grade opt to take one or more of their core classes through synchronous, virtual classes. In the 25.26 school year, we are adding core classes delivered through synchronous remote means for K-3 students. All students have a Personalized Learning Plan so students can be provided curricula and pacing aligned to their individual needs. Students are part of a true, hybrid learning environment that allows for the best of group learning experiences mixed with individual learning that allows students to make appropriate academic gains.

Reflections: Annual Performance

A reflection on annual performance based on a review of the California School Dashboard (Dashboard) and local data.

Trivium has multiple learning centers in differing areas along the Central Coast. Students come from varied backgrounds and some have had significant setbacks due to Covid learning loss. Trivium has continued to maintain enrollment and grow during the pandemic years and after - and has been successful in helping students gain academic ground and find success. As a non-classroom-based (flex-based) charter school, our students along with Trivium's support have many options to choose from to create a personalized plan that promotes student academic growth. In addition to the personalized aspect, Trivium has required, academic growth markers that all students participate in such

as iReady, writing assessments, and math knowledge checks. Our internal data allows teachers and parents to see the benefit of interventions and/or curricula while also highlighting when a change needs to be made because the results are not aligned with appropriate expectations. We have added our student achievement program to help increase student engagement. Our Dashboard data is strong in regards to Chronic Absenteeism and Suspensions whereas we do not have enough students to rate the additional areas except for math and ELA. Math is a continuous goal to improve and we have seen significant gains with individual students and have continued refining our processes to gain better and quicker insight into students who can benefit from some intervention services in math. In ELA, Trivium, like most California schools experienced a setback in scores and we have already implemented procedures to re-engage students in the learning process while providing students who need additional time and attention various intervention services.

Reflections: Technical Assistance

As applicable, a summary of the work underway as part of technical assistance.

N/A

Comprehensive Support and Improvement

An LEA with a school or schools eligible for comprehensive support and improvement must respond to the following prompts.

Schools Identified

A list of the schools in the LEA that are eligible for comprehensive support and improvement.

N/A

Support for Identified Schools

A description of how the LEA has or will support its eligible schools in developing comprehensive support and improvement plans.

N/A

Monitoring and Evaluating Effectiveness

A description of how the LEA will monitor and evaluate the plan to support student and school improvement.

N/A

Engaging Educational Partners

A summary of the process used to engage educational partners in the development of the LCAP.

School districts and county offices of education must, at a minimum, consult with teachers, principals, administrators, other school personnel, local bargaining units, parents, and students in the development of the LCAP.

Charter schools must, at a minimum, consult with teachers, principals, administrators, other school personnel, parents, and students in the development of the LCAP.

An LEA receiving Equity Multiplier funds must also consult with educational partners at schools generating Equity Multiplier funds in the development of the LCAP, specifically, in the development of the required focus goal for each applicable school.

Educational Partner(s)	Process for Engagement
teachers, principals, administrators, other school personnel, parents, and students	regularly scheduled meetings, online platforms, social media, help desk ticket system, website, surveys, staff meetings, PLCs, 360 degree staff surveys, SELPA

A description of how the adopted LCAP was influenced by the feedback provided by educational partners.

Trivium has a proactive process for partnering with parents and students with our hybrid program. We offer regularly scheduled meetings, parents coffees, school events with parent participation, multiple online platforms including social media, a "help desk" ticket system on our website, and surveys. All of these touch points are opportunities for our parents and students to provide feedback to Trivium. Although the surveys are the more formal feedback request, we find that we gather as much feedback from the informal conversations and requests for clarification or help as we do from the surveys. Our teachers and leadership meet most Mondays throughout the school year for direction, feedback, and PLC time. Staff members who are not teachers join these meetings, as scheduled, throughout the year. The different staff groups have individual or group meetings regularly scheduled through the year where feedback and process improvement requests are received. Staff members also have a "help-desk" system which helps guide the areas leadership needs to focus on that need attention. In addition, staff members are provided a 360 degree feedback survey to provide feedback on areas of Trivium and staff members at Trivium. Similarly to the families, the feedback in the surveys is usually known prior to the survey results being reviewed due to our team system. The Leadership team meets most weeks as well as a formal multi-day gathering to review successes, areas to improve, process needs, and goal setting. Our SELPA was consulted for feedback.

Goals and Actions

Goal

Goal #	Description	Type of Goal
1	Student Engagement and Achievement: Trivium will track individual student academic progress and provide recognition and celebration of academic achievement to increase student and parent engagement in academic growth metrics.	Broad Goal

State Priorities addressed by this goal.

<p>Priority 1: Basic (Conditions of Learning)</p> <p>Priority 2: State Standards (Conditions of Learning)</p> <p>Priority 3: Parental Involvement (Engagement)</p> <p>Priority 4: Pupil Achievement (Pupil Outcomes)</p> <p>Priority 5: Pupil Engagement (Engagement)</p> <p>Priority 6: School Climate (Engagement)</p> <p>Priority 7: Course Access (Conditions of Learning)</p> <p>Priority 8: Other Pupil Outcomes (Pupil Outcomes)</p>

An explanation of why the LEA has developed this goal.

<p>Since the pandemic, there has been less attention to specific academic growth metrics than there was pre-pandemic. This goal helps re-center the students, parents, and staff on academic achievement while the recognition and celebrations foster a sense of pride and accomplishment in individual students.</p>
--

Measuring and Reporting Results

Metric #	Metric	Baseline	Year 1 Outcome	Year 2 Outcome	Target for Year 3 Outcome	Current Difference from Baseline
1.1	List of academic achievements to be celebrated based on "I Can"- type standards or similar and Trivium-defined metrics that may include Classical elements and social-	This list has not been created.	Trivium implemented the Trivium Awards Program (TAP). This first year, students received an award for a social/emotional strength award,		A fully implemented process that celebrates and recognizes student achievement at regularly scheduled intervals that helps	

Metric #	Metric	Baseline	Year 1 Outcome	Year 2 Outcome	Target for Year 3 Outcome	Current Difference from Baseline
	emotional-behavior standards.		iReady growth award (if applicable) and a math and writing award based on progress.		support an achievement culture and student ownership over their own learning.	
1.2	Implement, at minimum, 2 recognition events during the 24/25 school year.	This has not been started.	We had two reward distribution events during the 24/25 school year.		Student recognition events are an expected and anticipated part of the student culture of Trivium.	
1.3	Create and provide certificates, badges, pins, spirit sticks, and/or similar that are a tangible recognition of the achievement.	This has not been started.	Custom badges were created for SEL strengths and academic achievements.		A full array of possible recognition items to provide age-appropriate awards for student achievement.	

Goal Analysis [2024-25]

An analysis of how this goal was carried out in the previous year.

A description of overall implementation, including any substantive differences in planned actions and actual implementation of these actions, and any relevant challenges and successes experienced with implementation.

Implementing an awards program was a significant task that was completed without any substantive changes. We already collected the student data on the academic achievements so we had to create a rubric for the awards earned, design and order the awards, and celebrate the achievements with the students. We developed 30 badge options for social/emotional strengths that the teachers chose from for each student, awards for math and ELA engagement and growth based on internal measures, and awards for math and ELA growth based on iReady testing. Students received a badge for all areas except for the iReady testing badge - growth had to be shown or the badge was not earned. This mix of badges allowed every student to receive badges but also allowed some badges to only be received if earned. This process provided for all student engagement while also maintaining the 'reward' part of the program.

An explanation of material differences between Budgeted Expenditures and Estimated Actual Expenditures and/or Planned Percentages of Improved Services and Estimated Actual Percentages of Improved Services.

There were not substantive differences in the overall cost of the implementation of the program; however, more personnel costs were needed than originally anticipated due to the need to create the program, rubrics, order, and distribute.

A description of the effectiveness or ineffectiveness of the specific actions to date in making progress toward the goal.

In this initial year, many students were excited about earning badges and those that were less enthusiastic seemed to have some interest in the program. We think that with the appropriate amount of enthusiasm and celebration of achievements, the vast majority of students will enjoy the process of earning badges and will promote the idea of personal growth and determination.

A description of any changes made to the planned goal, metrics, target outcomes, or actions for the coming year that resulted from reflections on prior practice.

We are adding in CAASPP badges for both finishing the state testing and an additional badge for receiving a 3 or 4 on the state testing. We are adding in sturdy key rings that the students can hang from their backpacks to display their badges.

A report of the Total Estimated Actual Expenditures for last year's actions may be found in the Annual Update Table. A report of the Estimated Actual Percentages of Improved Services for last year's actions may be found in the Contributing Actions Annual Update Table.

Actions

Action #	Title	Description	Total Funds	Contributing
1.1	Academic Mastery and Recognition	Create and distribute Trivium achievement standards that students work on mastering and show evidence of the mastery during regularly scheduled mastery checks and provide tangible recognition items at identified levels of mastery.	\$58,000.00	No Yes

Goals and Actions

Goal

Goal #	Description	Type of Goal
2	Foundational Skills Intervention Program: Students who have yet to master foundational skills that are the building blocks for more advanced learning will be offered at least one, and ideally a choice, of intervention options available that address the areas of concern.	Focus Goal

State Priorities addressed by this goal.

<p>Priority 2: State Standards (Conditions of Learning)</p> <p>Priority 4: Pupil Achievement (Pupil Outcomes)</p> <p>Priority 5: Pupil Engagement (Engagement)</p>
--

An explanation of why the LEA has developed this goal.

<p>Students who have missed instruction over the past few years for various reasons that are often pandemic-related have gaps in foundational knowledge. These knowledge gaps need to be filled so students can successfully master more advanced concepts.</p>

Measuring and Reporting Results

Metric #	Metric	Baseline	Year 1 Outcome	Year 2 Outcome	Target for Year 3 Outcome	Current Difference from Baseline
2.1	Percent of students that consistently participate in an intervention option who scored one or more years below grade level using multiple measures. Consistency is defined as completing 80% of the program or scheduled classes/minutes of instruction.	not yet measured	63% of students who scored one or more grade level below using multiple measures completed 80% of assigned interventions.		95% of students who score one or more grade levels below their current grade level will consistently participate in intervention. Consistency will be measured as attending 80% of scheduled programming or completing 80% of an assigned program.	

Goal Analysis [2024-25]

An analysis of how this goal was carried out in the previous year.

A description of overall implementation, including any substantive differences in planned actions and actual implementation of these actions, and any relevant challenges and successes experienced with implementation.

With still a substantial amount of new-to-Trivium students entering our charter well below grade level, there has been an understandable push from teachers to address students who are two or more grade levels behind. Our data shows that students who remain at Trivium for multiple years grow significantly in academics over the years. We are hopeful that with this data and the further we get away from the learning loss students experienced during the pandemic, we will be able to increase the attention being provided to students who are only one year behind grade level. With the reduction of student numbers who test two or more years behind grade level, this is a likely outcome. This will help raise the 63% of students completing 80% or more of their assigned intervention work to a higher percent.

Provide specialized support for students in 6th-12th with challenges in math and English classes that pre-teach or post-teach the content with simplified instructions and activities while offering modified curriculum for those students who have modified curriculum in their IEP. Younger students TK-5th will be offered skill building classes and remediation in both math and English/Language Arts. All students will have access to an array of intervention options that include computer programs, in-person support, online support, and consultation for effective intervention strategies.

An explanation of material differences between Budgeted Expenditures and Estimated Actual Expenditures and/or Planned Percentages of Improved Services and Estimated Actual Percentages of Improved Services.

There were no substantial differences.

A description of the effectiveness or ineffectiveness of the specific actions to date in making progress toward the goal.

Our interventions are effective as demonstrated by the success students experience when remaining enrolled from year to year.

A description of any changes made to the planned goal, metrics, target outcomes, or actions for the coming year that resulted from reflections on prior practice.

Creating a specific intervention path for teachers to follow for students who are only one year below grade level.

A report of the Total Estimated Actual Expenditures for last year's actions may be found in the Annual Update Table. A report of the Estimated Actual Percentages of Improved Services for last year's actions may be found in the Contributing Actions Annual Update Table.

Actions

Action #	Title	Description	Total Funds	Contributing
2.1	Intervention support	Provide specialized support for students in 6th-12th with challenges for math and English classes that pre-teach or post-teach the content with simplified instructions and activities while offering modified curriculum for those students who have modified curriculum in their IEP. Younger students TK-5th will be offered a class 3 times a week for skill building and remediation. All students will have access to an array of intervention options that include computer programs, in-person support, online support, and consultation for effective intervention strategies.	\$140,000.00	No Yes

Goals and Actions

Goal

Goal #	Description	Type of Goal
3	Technology: Leverage technology to increase operational efficiency, promote digital citizenship, and facilitate data-driven decision-making to improve student achievement and well-being	Broad Goal

State Priorities addressed by this goal.

<p>Priority 1: Basic (Conditions of Learning)</p> <p>Priority 2: State Standards (Conditions of Learning)</p> <p>Priority 3: Parental Involvement (Engagement)</p> <p>Priority 4: Pupil Achievement (Pupil Outcomes)</p> <p>Priority 5: Pupil Engagement (Engagement)</p> <p>Priority 6: School Climate (Engagement)</p> <p>Priority 7: Course Access (Conditions of Learning)</p> <p>Priority 8: Other Pupil Outcomes (Pupil Outcomes)</p>

An explanation of why the LEA has developed this goal.

<p>The ability to use, monitor, and extract digital data and information is a necessary skill for students to learn and a necessary skill for educators to continually improve in order to help students have the appropriate skills to compete post high school.</p>

Measuring and Reporting Results

Metric #	Metric	Baseline	Year 1 Outcome	Year 2 Outcome	Target for Year 3 Outcome	Current Difference from Baseline
3.1	Percent of total team members utilizing technology platforms to collect data, store data or access data on academic processes and progress and then use that data to inform instruction if that staff member is a teacher or	not yet measured	100% of our Trivium Team members use technology platforms; however, approximately 85% of the staff members use it proficiently and consistently to		100% engagement	

Metric #	Metric	Baseline	Year 1 Outcome	Year 2 Outcome	Target for Year 3 Outcome	Current Difference from Baseline
	part of the academic support team.		inform instruction and collect data to better personalize instruction and intervention to students.			
3.2	Percent of students in 6th-12th able to use and benefit from assigned technology platforms without assistance.	not yet measured	Approximately half of the students who have special challenges need assistance navigating the technology platforms and about 10% of the general education population need assistance accessing platforms and technology tools occasionally. We have built-in tech office hours and study halls to provide support for students who are less interested in technology.		100% engagement	
3.3	Survey results from families about school communications through website resources, the 'help' desk, and/or	not yet measured	We have created a "help desk" system on our website for families and students to ask		100% satisfied	

Metric #	Metric	Baseline	Year 1 Outcome	Year 2 Outcome	Target for Year 3 Outcome	Current Difference from Baseline
	<p>engaging in online family engagement tools, announcements, and school events.</p>		<p>questions and receive timely responses. This school year we had 864 help desk tickets that were typically responded to the same day. ParentSquare is our parent-school communication platform and this year we created 2,388 posts, sent 3,814 direct messages, and used 4 smart alerts to communicate more urgent needs. We also shared 1,473 photos of classroom activities with families. Our end of year survey shows that 86% of families feel well-informed about school happenings.</p>			

Goal Analysis [2024-25]

An analysis of how this goal was carried out in the previous year.

A description of overall implementation, including any substantive differences in planned actions and actual implementation of these actions, and any relevant challenges and successes experienced with implementation.

Technology is rapidly changing so anticipate there will always be a steeper learning curve for the less technologically savvy individuals; however, we are refining our processes and training for both staff and families to help people navigate the technology well and accurately.

An explanation of material differences between Budgeted Expenditures and Estimated Actual Expenditures and/or Planned Percentages of Improved Services and Estimated Actual Percentages of Improved Services.

There were no substantial changes.

A description of the effectiveness or ineffectiveness of the specific actions to date in making progress toward the goal.

Our actions have been effective and we are seeing an increased use in using the platforms accurately.

A description of any changes made to the planned goal, metrics, target outcomes, or actions for the coming year that resulted from reflections on prior practice.

We are anticipating switching to a different student information system that is more user friendly for families.

A report of the Total Estimated Actual Expenditures for last year’s actions may be found in the Annual Update Table. A report of the Estimated Actual Percentages of Improved Services for last year’s actions may be found in the Contributing Actions Annual Update Table.

Actions

Action #	Title	Description	Total Funds	Contributing
3.1	Digitize administrative functions	Integrate data into comprehensive platforms	\$95,000.00	No
				Yes

Increased or Improved Services for Foster Youth, English Learners, and Low-Income Students [2025-26]

Total Projected LCFF Supplemental and/or Concentration Grants	Projected Additional 15 percent LCFF Concentration Grant
\$287,731	\$

Required Percentage to Increase or Improve Services for the LCAP Year

Projected Percentage to Increase or Improve Services for the Coming School Year	LCFF Carryover — Percentage	LCFF Carryover — Dollar	Total Percentage to Increase or Improve Services for the Coming School Year
9.455%	0.000%	\$0.00	9.455%

The Budgeted Expenditures for Actions identified as Contributing may be found in the Contributing Actions Table.

Required Descriptions

LEA-wide and Schoolwide Actions

For each action being provided to an entire LEA or school, provide an explanation of (1) the unique identified need(s) of the unduplicated student group(s) for whom the action is principally directed, (2) how the action is designed to address the identified need(s) and why it is being provided on an LEA or schoolwide basis, and (3) the metric(s) used to measure the effectiveness of the action in improving outcomes for the unduplicated student group(s).

Goal and Action #	Identified Need(s)	How the Action(s) Address Need(s) and Why it is Provided on an LEA-wide or Schoolwide Basis	Metric(s) to Monitor Effectiveness
1.1	<p>Action: Academic Mastery and Recognition</p> <p>Need: Students who have challenges with grade level material for any reason may benefit from specialized class support. Trivium has students who need additional support.</p> <p>Scope:</p>	<p>Student struggles can fall into undefined categories and can be transient based on outside factors. By allowing this option for all students but focusing the intervention option for students with defined challenges, all students can be effectively served.</p>	<p>Recognition ceremony and tangible student rewards</p>

Goal and Action #	Identified Need(s)	How the Action(s) Address Need(s) and Why it is Provided on an LEA-wide or Schoolwide Basis	Metric(s) to Monitor Effectiveness
	LEA-wide Schoolwide		
2.1	<p>Action: Intervention support</p> <p>Need: Students who have challenges with grade level material for any reason may benefit from specialized class support. Trivium has students who need additional support.</p> <p>Scope: LEA-wide Schoolwide</p>	Student struggles can fall into undefined categories and can be transient based on outside factors. By allowing this option for all students but focusing the intervention option for students with defined challenges, all students can be effectively served.	Percent of participation and percent of consistent participation and the impact on student academic progress using comparison data.
3.1	<p>Action: Digitize administrative functions</p> <p>Need: Students are provided technology devices to use and need to learn how to use the devices and the internet resources in a safe and effective way while gaining foundational technology skills to help with future ambitions whether it is college first or career training after high school.</p> <p>Scope: LEA-wide Schoolwide</p>	Unduplicated Pupils often have less technology resources and training than other students.	Percent of students who are able to utilize technology independently as a resource.

Limited Actions

For each action being solely provided to one or more unduplicated student group(s), provide an explanation of (1) the unique identified need(s) of the unduplicated student group(s) being served, (2) how the action is designed to address the identified need(s), and (3) how the effectiveness of the action in improving outcomes for the unduplicated student group(s) will be measured.

Goal and Action #	Identified Need(s)	How the Action(s) are Designed to Address Need(s)	Metric(s) to Monitor Effectiveness
-------------------	--------------------	---	------------------------------------

For any limited action contributing to meeting the increased or improved services requirement that is associated with a Planned Percentage of Improved Services in the Contributing Summary Table rather than an expenditure of LCFF funds, describe the methodology that was used to determine the contribution of the action towards the proportional percentage, as applicable.

Additional Concentration Grant Funding

A description of the plan for how the additional concentration grant add-on funding identified above will be used to increase the number of staff providing direct services to students at schools that have a high concentration (above 55 percent) of foster youth, English learners, and low-income students, as applicable.

N/A

Staff-to-student ratios by type of school and concentration of unduplicated students	Schools with a student concentration of 55 percent or less	Schools with a student concentration of greater than 55 percent
Staff-to-student ratio of classified staff providing direct services to students	We have a 35:1 ratio of students to classified staff.	
Staff-to-student ratio of certificated staff providing direct services to students	We have an 18:1 ratio of students to certificated staff.	

Goal #	Action #	Action Title	Student Group(s)	Contributing to Increased or Improved Services?	Scope	Unduplicated Student Group(s)	Location	Time Span	Total Personnel	Total Non-personnel	LCFF Funds	Other State Funds	Local Funds	Federal Funds	Total Funds	Planned Percentage of Improved Services

2025-26 Contributing Actions Table

1. Projected LCFF Base Grant	2. Projected LCFF Supplemental and/or Concentration Grants	3. Projected Percentage to Increase or Improve Services for the Coming School Year (2 divided by 1)	LCFF Carryover — Percentage (Percentage from Prior Year)	Total Percentage to Increase or Improve Services for the Coming School Year (3 + Carryover %)	4. Total Planned Contributing Expenditures (LCFF Funds)	5. Total Planned Percentage of Improved Services (%)	Planned Percentage to Increase or Improve Services for the Coming School Year (4 divided by 1, plus 5)	Totals by Type	Total LCFF Funds
3,043,283	287,731	9.455%	0.000%	9.455%	\$293,000.00	0.000%	9.628 %	Total:	\$293,000.00
								LEA-wide Total:	\$293,000.00
								Limited Total:	\$0.00
								Schoolwide Total:	\$293,000.00

Goal	Action #	Action Title	Contributing to Increased or Improved Services?	Scope	Unduplicated Student Group(s)	Location	Planned Expenditures for Contributing Actions (LCFF Funds)	Planned Percentage of Improved Services (%)
1	1.1	Academic Mastery and Recognition	Yes	LEA-wide Schoolwide	English Learners Foster Youth Low Income	All Schools	\$58,000.00	
2	2.1	Intervention support	Yes	LEA-wide Schoolwide	English Learners Foster Youth Low Income	All Schools	\$140,000.00	
3	3.1	Digitize administrative functions	Yes	LEA-wide Schoolwide	English Learners Foster Youth Low Income	All Schools	\$95,000.00	

2024-25 Annual Update Table

Totals	Last Year's Total Planned Expenditures (Total Funds)	Total Estimated Expenditures (Total Funds)
Totals	\$176,000.00	\$180,000.00

Last Year's Goal #	Last Year's Action #	Prior Action/Service Title	Contributed to Increased or Improved Services?	Last Year's Planned Expenditures (Total Funds)	Estimated Actual Expenditures (Input Total Funds)
1	1.1	Academic Mastery and Recognition	No	\$21,000.00	\$25,000
			Yes		
2	2.1	Intervention support	No	\$80,000.00	\$80,000
			Yes		
3	3.1	Digitize administrative functions	No	\$75,000.00	\$75,000
			Yes		

2024-25 Contributing Actions Annual Update Table

6. Estimated LCFF Supplemental and/or Concentration Grants (Input Dollar Amount)	4. Total Planned Contributing Expenditures (LCFF Funds)	7. Total Estimated Expenditures for Contributing Actions (LCFF Funds)	Difference Between Planned and Estimated Expenditures for Contributing Actions (Subtract 7 from 4)	5. Total Planned Percentage of Improved Services (%)	8. Total Estimated Percentage of Improved Services (%)	Difference Between Planned and Estimated Percentage of Improved Services (Subtract 5 from 8)
3,878,852	\$176,000.00	\$180,000.00	(\$4,000.00)	0.000%	0.000%	0.000%

Last Year's Goal #	Last Year's Action #	Prior Action/Service Title	Contributing to Increased or Improved Services?	Last Year's Planned Expenditures for Contributing Actions (LCFF Funds)	Estimated Actual Expenditures for Contributing Actions (Input LCFF Funds)	Planned Percentage of Improved Services	Estimated Actual Percentage of Improved Services (Input Percentage)
1	1.1	Academic Mastery and Recognition	Yes	\$21,000.00	\$25,000		
2	2.1	Intervention support	Yes	\$80,000.00	\$80,000		
3	3.1	Digitize administrative functions	Yes	\$75,000.00	\$75,000		

2024-25 LCFF Carryover Table

9. Estimated Actual LCFF Base Grant (Input Dollar Amount)	6. Estimated Actual LCFF Supplemental and/or Concentration Grants	LCFF Carryover — Percentage (Percentage from Prior Year)	10. Total Percentage to Increase or Improve Services for the Current School Year (6 divided by 9 + Carryover %)	7. Total Estimated Actual Expenditures for Contributing Actions (LCFF Funds)	8. Total Estimated Actual Percentage of Improved Services (%)	11. Estimated Actual Percentage of Increased or Improved Services (7 divided by 9, plus 8)	12. LCFF Carryover — Dollar Amount (Subtract 11 from 10 and multiply by 9)	13. LCFF Carryover — Percentage (12 divided by 9)
	3,878,852		0.000%	\$180,000.00	0.000%	0.000%	\$0.00	0.000%

Local Control and Accountability Plan Instructions

[Plan Summary](#)

[Engaging Educational Partners](#)

[Goals and Actions](#)

[Increased or Improved Services for Foster Youth, English Learners, and Low-Income Students](#)

For additional questions or technical assistance related to the completion of the Local Control and Accountability Plan (LCAP) template, please contact the local county office of education (COE), or the California Department of Education's (CDE's) Local Agency Systems Support Office, by phone at 916-319-0809 or by email at LCFF@cde.ca.gov.

Introduction and Instructions

The Local Control Funding Formula (LCFF) requires local educational agencies (LEAs) to engage their local educational partners in an annual planning process to evaluate their progress within eight state priority areas encompassing all statutory metrics (COEs have 10 state priorities). LEAs document the results of this planning process in the LCAP using the template adopted by the State Board of Education.

The LCAP development process serves three distinct, but related functions:

- **Comprehensive Strategic Planning:** The process of developing and annually updating the LCAP supports comprehensive strategic planning, particularly to address and reduce disparities in opportunities and outcomes between student groups indicated by the California School Dashboard (California Education Code [EC] Section 52064[e][1]). Strategic planning that is comprehensive connects budgetary decisions to teaching and learning performance data. LEAs should continually evaluate the hard choices they make about the use of limited resources to meet student and community needs to ensure opportunities and outcomes are improved for all students.
- **Meaningful Engagement of Educational Partners:** The LCAP development process should result in an LCAP that reflects decisions made through meaningful engagement (EC Section 52064[e][1]). Local educational partners possess valuable perspectives and insights about an LEA's programs and services. Effective strategic planning will incorporate these perspectives and insights in order to identify potential goals and actions to be included in the LCAP.
- **Accountability and Compliance:** The LCAP serves an important accountability function because the nature of some LCAP template sections require LEAs to show that they have complied with various requirements specified in the LCFF statutes and regulations, most notably:
 - Demonstrating that LEAs are increasing or improving services for foster youth, English learners, including long-term English learners, and low-income students in proportion to the amount of additional funding those students generate under LCFF (EC Section 52064[b][4-6]).
 - Establishing goals, supported by actions and related expenditures, that address the statutory priority areas and statutory metrics (EC sections 52064[b][1] and [2]).
 - **NOTE:** As specified in EC Section 62064(b)(1), the LCAP must provide a description of the annual goals, for all pupils and each subgroup of pupils identified pursuant to EC Section 52052, to be achieved for each of the state priorities. Beginning in 2023–24, EC

Section 52052 identifies long-term English learners as a separate and distinct pupil subgroup with a numerical significance at 15 students.

- Annually reviewing and updating the LCAP to reflect progress toward the goals (EC Section 52064[b][7]).
- Ensuring that all increases attributable to supplemental and concentration grant calculations, including concentration grant add-on funding and/or LCFF carryover, are reflected in the LCAP (EC sections 52064[b][6], [8], and [11]).

The LCAP template, like each LEA’s final adopted LCAP, is a document, not a process. LEAs must use the template to memorialize the outcome of their LCAP development process, which must: (a) reflect comprehensive strategic planning, particularly to address and reduce disparities in opportunities and outcomes between student groups indicated by the California School Dashboard (Dashboard), (b) through meaningful engagement with educational partners that (c) meets legal requirements, as reflected in the final adopted LCAP. The sections included within the LCAP template do not and cannot reflect the full development process, just as the LCAP template itself is not intended as a tool for engaging educational partners.

If a county superintendent of schools has jurisdiction over a single school district, the county board of education and the governing board of the school district may adopt and file for review and approval a single LCAP consistent with the requirements in EC sections 52060, 52062, 52066, 52068, and 52070. The LCAP must clearly articulate to which entity’s budget (school district or county superintendent of schools) all budgeted and actual expenditures are aligned.

The revised LCAP template for the 2024–25, 2025–26, and 2026–27 school years reflects statutory changes made through Senate Bill 114 (Committee on Budget and Fiscal Review), Chapter 48, Statutes of 2023 and Senate Bill 153, Chapter 38, Statutes of 2024.

At its most basic, the adopted LCAP should attempt to distill not just what the LEA is doing for students in transitional kindergarten through grade twelve (TK–12), but also allow educational partners to understand why, and whether those strategies are leading to improved opportunities and outcomes for students. LEAs are strongly encouraged to use language and a level of detail in their adopted LCAPs intended to be meaningful and accessible for the LEA’s diverse educational partners and the broader public.

In developing and finalizing the LCAP for adoption, LEAs are encouraged to keep the following overarching frame at the forefront of the strategic planning and educational partner engagement functions:

Given present performance across the state priorities and on indicators in the Dashboard, how is the LEA using its budgetary resources to respond to TK–12 student and community needs, and address any performance gaps, including by meeting its obligation to increase or improve services for foster youth, English learners, and low-income students?

LEAs are encouraged to focus on a set of metrics and actions which, based on research, experience, and input gathered from educational partners, the LEA believes will have the biggest impact on behalf of its TK–12 students.

These instructions address the requirements for each section of the LCAP but may include information about effective practices when developing the LCAP and completing the LCAP document. Additionally, the beginning of each template section includes information emphasizing the purpose that section serves.

Plan Summary

Purpose

A well-developed Plan Summary section provides a meaningful context for the LCAP. This section provides information about an LEA's community as well as relevant information about student needs and performance. In order to present a meaningful context for the rest of the LCAP, the content of this section should be clearly and meaningfully related to the content included throughout each subsequent section of the LCAP.

Requirements and Instructions

General Information

A description of the LEA, its schools, and its students in grades transitional kindergarten–12, as applicable to the LEA. LEAs may also provide information about their strategic plan, vision, etc.

Briefly describe the LEA, its schools, and its students in grades TK–12, as applicable to the LEA.

- For example, information about an LEA in terms of geography, enrollment, employment, the number and size of specific schools, recent community challenges, and other such information the LEA may wish to include can enable a reader to more fully understand the LEA's LCAP.
- LEAs may also provide information about their strategic plan, vision, etc.
- As part of this response, identify all schools within the LEA receiving Equity Multiplier funding.

Reflections: Annual Performance

A reflection on annual performance based on a review of the California School Dashboard (Dashboard) and local data.

Reflect on the LEA's annual performance on the Dashboard and local data. This may include both successes and challenges identified by the LEA during the development process.

LEAs are encouraged to highlight how they are addressing the identified needs of student groups, and/or schools within the LCAP as part of this response.

As part of this response, the LEA must identify the following, which will remain unchanged during the three-year LCAP cycle:

- Any school within the LEA that received the lowest performance level on one or more state indicators on the 2023 Dashboard;
- Any student group within the LEA that received the lowest performance level on one or more state indicators on the 2023 Dashboard; and/or
- Any student group within a school within the LEA that received the lowest performance level on one or more state indicators on the 2023 Dashboard.

EC Section 52064.4 requires that an LEA that has unexpended Learning Recovery Emergency Block Grant (LREBG) funds must include one or more actions funded with LREBG funds within the 2025-26, 2026-27 and 2027-28 LCAPs, as applicable to the LEA. To implement the requirements of EC Section 52064.4, all LEAs must do the following:

- For the 2025–26, 2026–27, and 2027–28 LCAP years, identify whether or not the LEA has unexpended LREBG funds for the applicable LCAP year.
 - If the LEA has unexpended LREBG funds the LEA must provide the following:
 - The goal and action number for each action that will be funded, either in whole or in part, with LREBG funds; and
 - An explanation of the rationale for selecting each action funded with LREBG funds. This explanation must include:
 - An explanation of how the action is aligned with the allowable uses of funds identified in [EC Section 32526\(c\)\(2\)](#); and
 - An explanation of how the action is expected to address the area(s) of need of students and schools identified in the needs assessment required by [EC Section 32526\(d\)](#).
 - For information related to the allowable uses of funds and the required needs assessment, please see the Program Information tab on the [LREBG Program Information](#) web page.
 - Actions may be grouped together for purposes of these explanations.
 - The LEA may provide these explanations as part of the action description rather than as part of the Reflections: Annual Performance.
 - If the LEA does not have unexpended LREBG funds, the LEA is not required to conduct the needs assessment required by EC Section 32526(d), to provide the information identified above or to include actions funded with LREBG funds within the 2025-26, 2026-27 and 2027-28 LCAPs.

Reflections: Technical Assistance

As applicable, a summary of the work underway as part of technical assistance.

Annually identify the reason(s) the LEA is eligible for or has requested technical assistance consistent with EC sections 47607.3, 52071, 52071.5, 52072, or 52072.5, and provide a summary of the work underway as part of receiving technical assistance. The most common form of this technical assistance is frequently referred to as Differentiated Assistance, however this also includes LEAs that have requested technical assistance from their COE.

- If the LEA is not eligible for or receiving technical assistance, the LEA may respond to this prompt as “Not Applicable.”

Comprehensive Support and Improvement

An LEA with a school or schools identified for comprehensive support and improvement (CSI) under the Every Student Succeeds Act must respond to the following prompts:

Schools Identified

A list of the schools in the LEA that are eligible for comprehensive support and improvement.

- Identify the schools within the LEA that have been identified for CSI.

Support for Identified Schools

A description of how the LEA has or will support its eligible schools in developing comprehensive support and improvement plans.

- Describe how the LEA has or will support the identified schools in developing CSI plans that included a school-level needs assessment, evidence-based interventions, and the identification of any resource inequities to be addressed through the implementation of the CSI plan.

Monitoring and Evaluating Effectiveness

A description of how the LEA will monitor and evaluate the plan to support student and school improvement.

- Describe how the LEA will monitor and evaluate the implementation and effectiveness of the CSI plan to support student and school improvement.

Engaging Educational Partners

Purpose

Significant and purposeful engagement of parents, students, educators, and other educational partners, including those representing the student groups identified by LCFF, is critical to the development of the LCAP and the budget process. Consistent with statute, such engagement should support comprehensive strategic planning, particularly to address and reduce disparities in opportunities and outcomes between student groups indicated by the Dashboard, accountability, and improvement across the state priorities and locally identified priorities (EC Section 52064[e][1]). Engagement of educational partners is an ongoing, annual process.

This section is designed to reflect how the engagement of educational partners influenced the decisions reflected in the adopted LCAP. The goal is to allow educational partners that participated in the LCAP development process and the broader public to understand how the LEA engaged educational partners and the impact of that engagement. LEAs are encouraged to keep this goal in the forefront when completing this section.

Requirements

Requirements

School districts and COEs: [EC Section 52060\(g\)](#) and [EC Section 52066\(g\)](#) specify the educational partners that must be consulted when developing the LCAP:

- Teachers,

- Principals,
- Administrators,
- Other school personnel,
- Local bargaining units of the LEA,
- Parents, and
- Students

A school district or COE receiving Equity Multiplier funds must also consult with educational partners at schools generating Equity Multiplier funds in the development of the LCAP, specifically, in the development of the required focus goal for each applicable school.

Before adopting the LCAP, school districts and COEs must share it with the applicable committees, as identified below under Requirements and Instructions. The superintendent is required by statute to respond in writing to the comments received from these committees. School districts and COEs must also consult with the special education local plan area administrator(s) when developing the LCAP.

Charter schools: [EC Section 47606.5\(d\)](#) requires that the following educational partners be consulted with when developing the LCAP:

- Teachers,
- Principals,
- Administrators,
- Other school personnel,
- Parents, and
- Students

A charter school receiving Equity Multiplier funds must also consult with educational partners at the school generating Equity Multiplier funds in the development of the LCAP, specifically, in the development of the required focus goal for the school.

The LCAP should also be shared with, and LEAs should request input from, schoolsite-level advisory groups, as applicable (e.g., schoolsite councils, English Learner Advisory Councils, student advisory groups, etc.), to facilitate alignment between schoolsite and district-level goals. Information and resources that support effective engagement, define student consultation, and provide the requirements for advisory group composition, can be found under Resources on the [CDE's LCAP webpage](#).

Before the governing board/body of an LEA considers the adoption of the LCAP, the LEA must meet the following legal requirements:

- For school districts, see [Education Code Section 52062](#);
 - **Note:** Charter schools using the LCAP as the School Plan for Student Achievement must meet the requirements of *EC* Section 52062(a).
- For COEs, see [Education Code Section 52068](#); and
- For charter schools, see [Education Code Section 47606.5](#).

- **NOTE:** As a reminder, the superintendent of a school district or COE must respond, in writing, to comments received by the applicable committees identified in the *Education Code* sections listed above. This includes the parent advisory committee and may include the English learner parent advisory committee and, as of July 1, 2024, the student advisory committee, as applicable.

Instructions

Respond to the prompts as follows:

A summary of the process used to engage educational partners in the development of the LCAP.

School districts and county offices of education must, at a minimum, consult with teachers, principals, administrators, other school personnel, local bargaining units, parents, and students in the development of the LCAP.

Charter schools must, at a minimum, consult with teachers, principals, administrators, other school personnel, parents, and students in the development of the LCAP.

An LEA receiving Equity Multiplier funds must also consult with educational partners at schools generating Equity Multiplier funds in the development of the LCAP, specifically, in the development of the required focus goal for each applicable school.

Complete the table as follows:

Educational Partners

Identify the applicable educational partner(s) or group(s) that were engaged in the development of the LCAP.

Process for Engagement

Describe the engagement process used by the LEA to involve the identified educational partner(s) in the development of the LCAP. At a minimum, the LEA must describe how it met its obligation to consult with all statutorily required educational partners, as applicable to the type of LEA.

- A sufficient response to this prompt must include general information about the timeline of the process and meetings or other engagement strategies with educational partners. A response may also include information about an LEA's philosophical approach to engaging its educational partners.
- An LEA receiving Equity Multiplier funds must also include a summary of how it consulted with educational partners at schools generating Equity Multiplier funds in the development of the LCAP, specifically, in the development of the required focus goal for each applicable school.

A description of how the adopted LCAP was influenced by the feedback provided by educational partners.

Describe any goals, metrics, actions, or budgeted expenditures in the LCAP that were influenced by or developed in response to the educational partner feedback.

- A sufficient response to this prompt will provide educational partners and the public with clear, specific information about how the engagement process influenced the development of the LCAP. This may include a description of how the LEA prioritized requests of educational partners within the context of the budgetary resources available or otherwise prioritized areas of focus within the LCAP.
- An LEA receiving Equity Multiplier funds must include a description of how the consultation with educational partners at schools generating Equity Multiplier funds influenced the development of the adopted LCAP.
- For the purposes of this prompt, this may also include, but is not necessarily limited to:
 - Inclusion of a goal or decision to pursue a Focus Goal (as described below)
 - Inclusion of metrics other than the statutorily required metrics
 - Determination of the target outcome on one or more metrics
 - Inclusion of performance by one or more student groups in the Measuring and Reporting Results subsection
 - Inclusion of action(s) or a group of actions
 - Elimination of action(s) or group of actions
 - Changes to the level of proposed expenditures for one or more actions
 - Inclusion of action(s) as contributing to increased or improved services for unduplicated students
 - Analysis of effectiveness of the specific actions to achieve the goal
 - Analysis of material differences in expenditures
 - Analysis of changes made to a goal for the ensuing LCAP year based on the annual update process
 - Analysis of challenges or successes in the implementation of actions

Goals and Actions

Purpose

Well-developed goals will clearly communicate to educational partners what the LEA plans to accomplish, what the LEA plans to do in order to accomplish the goal, and how the LEA will know when it has accomplished the goal. A goal statement, associated metrics and expected outcomes, and the actions included in the goal must be in alignment. The explanation for why the LEA included a goal is an opportunity for LEAs to clearly communicate to educational partners and the public why, among the various strengths and areas for improvement highlighted by performance data and strategies and actions that could be pursued, the LEA decided to pursue this goal, and the related metrics, expected outcomes, actions, and expenditures.

A well-developed goal can be focused on the performance relative to a metric or metrics for all students, a specific student group(s), narrowing performance gaps, or implementing programs or strategies expected to impact outcomes. LEAs should assess the performance of their student groups when developing goals and the related actions to achieve such goals.

Requirements and Instructions

LEAs should prioritize the goals, specific actions, and related expenditures included within the LCAP within one or more state priorities. LEAs must consider performance on the state and local indicators, including their locally collected and reported data for the local indicators that are included in the Dashboard, in determining whether and how to prioritize its goals within the LCAP. As previously stated, strategic planning that

is comprehensive connects budgetary decisions to teaching and learning performance data. LEAs should continually evaluate the hard choices they make about the use of limited resources to meet student and community needs to ensure opportunities and outcomes are improved for all students, and to address and reduce disparities in opportunities and outcomes between student groups indicated by the Dashboard.

In order to support prioritization of goals, the LCAP template provides LEAs with the option of developing three different kinds of goals:

- Focus Goal: A Focus Goal is relatively more concentrated in scope and may focus on a fewer number of metrics to measure improvement. A Focus Goal statement will be time bound and make clear how the goal is to be measured.
 - All Equity Multiplier goals must be developed as focus goals. For additional information, see Required Focus Goal(s) for LEAs Receiving Equity Multiplier Funding below.
- Broad Goal: A Broad Goal is relatively less concentrated in its scope and may focus on improving performance across a wide range of metrics.
- Maintenance of Progress Goal: A Maintenance of Progress Goal includes actions that may be ongoing without significant changes and allows an LEA to track performance on any metrics not addressed in the other goals of the LCAP.

Requirement to Address the LCFF State Priorities

At a minimum, the LCAP must address all LCFF priorities and associated metrics articulated in *EC* sections 52060(d) and 52066(d), as applicable to the LEA. The [LCFF State Priorities Summary](#) provides a summary of *EC* sections 52060(d) and 52066(d) to aid in the development of the LCAP.

Respond to the following prompts, as applicable:

Focus Goal(s)

Description

The description provided for a Focus Goal must be specific, measurable, and time bound.

- An LEA develops a Focus Goal to address areas of need that may require or benefit from a more specific and data intensive approach.
- The Focus Goal can explicitly reference the metric(s) by which achievement of the goal will be measured and the time frame according to which the LEA expects to achieve the goal.

Type of Goal

Identify the type of goal being implemented as a Focus Goal.

State Priorities addressed by this goal.

Identify each of the state priorities that this goal is intended to address.

An explanation of why the LEA has developed this goal.

Explain why the LEA has chosen to prioritize this goal.

- An explanation must be based on Dashboard data or other locally collected data.
- LEAs must describe how the LEA identified this goal for focused attention, including relevant consultation with educational partners.
- LEAs are encouraged to promote transparency and understanding around the decision to pursue a focus goal.

Required Focus Goal(s) for LEAs Receiving Equity Multiplier Funding

Description

LEAs receiving Equity Multiplier funding must include one or more focus goals for each school generating Equity Multiplier funding. In addition to addressing the focus goal requirements described above, LEAs must adhere to the following requirements.

Focus goals for Equity Multiplier schoolsites must address the following:

- (A) All student groups that have the lowest performance level on one or more state indicators on the Dashboard, and
- (B) Any underlying issues in the credentialing, subject matter preparation, and retention of the school’s educators, if applicable.
- Focus Goals for each and every Equity Multiplier schoolsite must identify specific metrics for each identified student group, as applicable.
- An LEA may create a single goal for multiple Equity Multiplier schoolsites if those schoolsites have the same student group(s) performing at the lowest performance level on one or more state indicators on the Dashboard or, experience similar issues in the credentialing, subject matter preparation, and retention of the school’s educators.
 - When creating a single goal for multiple Equity Multiplier schoolsites, the goal must identify the student groups and the performance levels on the Dashboard that the Focus Goal is addressing; or,
 - The common issues the schoolsites are experiencing in credentialing, subject matter preparation, and retention of the school’s educators, if applicable.

Type of Goal

Identify the type of goal being implemented as an Equity Multiplier Focus Goal.

State Priorities addressed by this goal.

Identify each of the state priorities that this goal is intended to address.

An explanation of why the LEA has developed this goal.

Explain why the LEA has chosen to prioritize this goal.

- An explanation must be based on Dashboard data or other locally collected data.
- LEAs must describe how the LEA identified this goal for focused attention, including relevant consultation with educational partners.
- LEAs are encouraged to promote transparency and understanding around the decision to pursue a focus goal.
- In addition to this information, the LEA must also identify:
 - The school or schools to which the goal applies

LEAs are encouraged to approach an Equity Multiplier goal from a wholistic standpoint, considering how the goal might maximize student outcomes through the use of LCFF and other funding in addition to Equity Multiplier funds.

- Equity Multiplier funds must be used to supplement, not supplant, funding provided to Equity Multiplier schoolsites for purposes of the LCFF, the Expanded Learning Opportunities Program (ELO-P), the Literacy Coaches and Reading Specialists (LCRS) Grant Program, and/or the California Community Schools Partnership Program (CCSPP).
- This means that Equity Multiplier funds must not be used to replace funding that an Equity Multiplier schoolsite would otherwise receive to implement LEA-wide actions identified in the LCAP or that an Equity Multiplier schoolsite would otherwise receive to implement provisions of the ELO-P, the LCRS, and/or the CCSPP.

Note: [EC Section 42238.024\(b\)\(1\)](#) requires that Equity Multiplier funds be used for the provision of evidence-based services and supports for students. Evidence-based services and supports are based on objective evidence that has informed the design of the service or support and/or guides the modification of those services and supports. Evidence-based supports and strategies are most commonly based on educational research and/or metrics of LEA, school, and/or student performance.

Broad Goal

Description

Describe what the LEA plans to achieve through the actions included in the goal.

- The description of a broad goal will be clearly aligned with the expected measurable outcomes included for the goal.

- The goal description organizes the actions and expected outcomes in a cohesive and consistent manner.
- A goal description is specific enough to be measurable in either quantitative or qualitative terms. A broad goal is not as specific as a focus goal. While it is specific enough to be measurable, there are many different metrics for measuring progress toward the goal.

Type of Goal

Identify the type of goal being implemented as a Broad Goal.

State Priorities addressed by this goal.

Identify each of the state priorities that this goal is intended to address.

An explanation of why the LEA has developed this goal.

Explain why the LEA developed this goal and how the actions and metrics grouped together will help achieve the goal.

Maintenance of Progress Goal

Description

Describe how the LEA intends to maintain the progress made in the LCFF State Priorities not addressed by the other goals in the LCAP.

- Use this type of goal to address the state priorities and applicable metrics not addressed within the other goals in the LCAP.
- The state priorities and metrics to be addressed in this section are those for which the LEA, in consultation with educational partners, has determined to maintain actions and monitor progress while focusing implementation efforts on the actions covered by other goals in the LCAP.

Type of Goal

Identify the type of goal being implemented as a Maintenance of Progress Goal.

State Priorities addressed by this goal.

Identify each of the state priorities that this goal is intended to address.

An explanation of why the LEA has developed this goal.

Explain how the actions will sustain the progress exemplified by the related metrics.

Measuring and Reporting Results:

For each LCAP year, identify the metric(s) that the LEA will use to track progress toward the expected outcomes.

- LEAs must identify metrics for specific student groups, as appropriate, including expected outcomes that address and reduce disparities in outcomes between student groups.
- The metrics may be quantitative or qualitative; but at minimum, an LEA’s LCAP must include goals that are measured using all of the applicable metrics for the related state priorities, in each LCAP year, as applicable to the type of LEA.
- To the extent a state priority does not specify one or more metrics (e.g., implementation of state academic content and performance standards), the LEA must identify a metric to use within the LCAP. For these state priorities, LEAs are encouraged to use metrics based on or reported through the relevant local indicator self-reflection tools within the Dashboard.
- **Required metrics for LEA-wide actions:** For each action identified as 1) contributing towards the requirement to increase or improve services for foster youth, English learners, including long-term English learners, and low-income students and 2) being provided on an LEA-wide basis, the LEA must identify one or more metrics to monitor the effectiveness of the action and its budgeted expenditures.
 - These required metrics may be identified within the action description or the first prompt in the increased or improved services section, however the description must clearly identify the metric(s) being used to monitor the effectiveness of the action and the action(s) that the metric(s) apply to.
- **Required metrics for Equity Multiplier goals:** For each Equity Multiplier goal, the LEA must identify:
 - The specific metrics for each identified student group at each specific schoolsite, as applicable, to measure the progress toward the goal, and/or
 - The specific metrics used to measure progress in meeting the goal related to credentialing, subject matter preparation, or educator retention at each specific schoolsite.
- **Required metrics for actions supported by LREBG funds:** To implement the requirements of *EC* Section 52064.4, LEAs with unexpended LREBG funds must include at least one metric to monitor the impact of each action funded with LREBG funds included in the goal.
 - The metrics being used to monitor the impact of each action funded with LREBG funds are not required to be new metrics; they may be metrics that are already being used to measure progress towards goals and actions included in the LCAP.

Complete the table as follows:

Metric #
<ul style="list-style-type: none"> • Enter the metric number.
Metric

- Identify the standard of measure being used to determine progress towards the goal and/or to measure the effectiveness of one or more actions associated with the goal.

Baseline

- Enter the baseline when completing the LCAP for 2024–25.
 - Use the most recent data associated with the metric available at the time of adoption of the LCAP for the first year of the three-year plan. LEAs may use data as reported on the 2023 Dashboard for the baseline of a metric only if that data represents the most recent available data (e.g., high school graduation rate).
 - Using the most recent data available may involve reviewing data the LEA is preparing for submission to the California Longitudinal Pupil Achievement Data System (CALPADS) or data that the LEA has recently submitted to CALPADS.
 - Indicate the school year to which the baseline data applies.
 - The baseline data must remain unchanged throughout the three-year LCAP.
 - This requirement is not intended to prevent LEAs from revising the baseline data if it is necessary to do so. For example, if an LEA identifies that its data collection practices for a particular metric are leading to inaccurate data and revises its practice to obtain accurate data, it would also be appropriate for the LEA to revise the baseline data to align with the more accurate data process and report its results using the accurate data.
 - If an LEA chooses to revise its baseline data, then, at a minimum, it must clearly identify the change as part of its response to the description of changes prompt in the Goal Analysis for the goal. LEAs are also strongly encouraged to involve their educational partners in the decision of whether or not to revise a baseline and to communicate the proposed change to their educational partners.
 - Note for Charter Schools: Charter schools developing a one- or two-year LCAP may identify a new baseline each year, as applicable.

Year 1 Outcome

- When completing the LCAP for 2025–26, enter the most recent data available. Indicate the school year to which the data applies.
 - Note for Charter Schools: Charter schools developing a one-year LCAP may provide the Year 1 Outcome when completing the LCAP for both 2025–26 and 2026–27 or may provide the Year 1 Outcome for 2025–26 and provide the Year 2 Outcome for 2026–27.

Year 2 Outcome

- When completing the LCAP for 2026–27, enter the most recent data available. Indicate the school year to which the data applies.

- Note for Charter Schools: Charter schools developing a one-year LCAP may identify the Year 2 Outcome as not applicable when completing the LCAP for 2026–27 or may provide the Year 2 Outcome for 2026–27.

Target for Year 3 Outcome

- When completing the first year of the LCAP, enter the target outcome for the relevant metric the LEA expects to achieve by the end of the three-year LCAP cycle.
 - Note for Charter Schools: Charter schools developing a one- or two-year LCAP may identify a Target for Year 1 or Target for Year 2, as applicable.

Current Difference from Baseline

- When completing the LCAP for 2025–26 and 2026–27, enter the current difference between the baseline and the yearly outcome, as applicable.
 - Note for Charter Schools: Charter schools developing a one- or two-year LCAP will identify the current difference between the baseline and the yearly outcome for Year 1 and/or the current difference between the baseline and the yearly outcome for Year 2, as applicable.

Timeline for school districts and COEs for completing the “**Measuring and Reporting Results**” part of the Goal.

Metric	Baseline	Year 1 Outcome	Year 2 Outcome	Target for Year 3 Outcome	Current Difference from Baseline
Enter information in this box when completing the LCAP for 2024–25 or when adding a new metric.	Enter information in this box when completing the LCAP for 2024–25 or when adding a new metric.	Enter information in this box when completing the LCAP for 2025–26 . Leave blank until then.	Enter information in this box when completing the LCAP for 2026–27 . Leave blank until then.	Enter information in this box when completing the LCAP for 2024–25 or when adding a new metric.	Enter information in this box when completing the LCAP for 2025–26 and 2026–27 . Leave blank until then.

Goal Analysis:

Enter the LCAP Year.

Using actual annual measurable outcome data, including data from the Dashboard, analyze whether the planned actions were effective towards achieving the goal. “Effective” means the degree to which the planned actions were successful in producing the target result. Respond to the prompts as instructed.

Note: When completing the 2024–25 LCAP, use the 2023–24 Local Control and Accountability Plan Annual Update template to complete the Goal Analysis and identify the Goal Analysis prompts in the 2024–25 LCAP as “Not Applicable.”

A description of overall implementation, including any substantive differences in planned actions and actual implementation of these actions, and any relevant challenges and successes experienced with implementation.

- Describe the overall implementation of the actions to achieve the articulated goal, including relevant challenges and successes experienced with implementation.
 - Include a discussion of relevant challenges and successes experienced with the implementation process.
 - This discussion must include any instance where the LEA did not implement a planned action or implemented a planned action in a manner that differs substantively from how it was described in the adopted LCAP.

An explanation of material differences between Budgeted Expenditures and Estimated Actual Expenditures and/or Planned Percentages of Improved Services and Estimated Actual Percentages of Improved Services.

- Explain material differences between Budgeted Expenditures and Estimated Actual Expenditures and between the Planned Percentages of Improved Services and Estimated Actual Percentages of Improved Services, as applicable. Minor variances in expenditures or percentages do not need to be addressed, and a dollar-for-dollar accounting is not required.

A description of the effectiveness or ineffectiveness of the specific actions to date in making progress toward the goal.

- Describe the effectiveness or ineffectiveness of the specific actions to date in making progress toward the goal. “Effectiveness” means the degree to which the actions were successful in producing the target result and “ineffectiveness” means that the actions did not produce any significant or targeted result.
 - In some cases, not all actions in a goal will be intended to improve performance on all of the metrics associated with the goal.
 - When responding to this prompt, LEAs may assess the effectiveness of a single action or group of actions within the goal in the context of performance on a single metric or group of specific metrics within the goal that are applicable to the action(s). Grouping actions with metrics will allow for more robust analysis of whether the strategy the LEA is using to impact a specified set of metrics is working and increase transparency for educational partners. LEAs are encouraged to use such an approach when goals include multiple actions and metrics that are not closely associated.
 - Beginning with the development of the 2024–25 LCAP, the LEA must change actions that have not proven effective over a three-year period.

A description of any changes made to the planned goal, metrics, target outcomes, or actions for the coming year that resulted from reflections on prior practice.

- Describe any changes made to this goal, expected outcomes, metrics, or actions to achieve this goal as a result of this analysis and analysis of the data provided in the Dashboard or other local data, as applicable.
 - As noted above, beginning with the development of the 2024–25 LCAP, the LEA must change actions that have not proven effective over a three-year period. For actions that have been identified as ineffective, the LEA must identify the ineffective action and must include a description of the following:

- The reasons for the ineffectiveness, and
- How changes to the action will result in a new or strengthened approach.

Actions:

Complete the table as follows. Add additional rows as necessary.

Action

- Enter the action number.

Title

- Provide a short title for the action. This title will also appear in the action tables.

Description

- Provide a brief description of the action.
 - For actions that contribute to meeting the increased or improved services requirement, the LEA may include an explanation of how each action is principally directed towards and effective in meeting the LEA's goals for unduplicated students, as described in the instructions for the Increased or Improved Services for Foster Youth, English Learners, and Low-Income Students section.
 - As previously noted, for each action identified as 1) contributing towards the requirement to increase or improve services for foster youth, English learners, including long-term English learners, and low-income students and 2) being provided on an LEA-wide basis, the LEA must identify one or more metrics to monitor the effectiveness of the action and its budgeted expenditures.
 - These required metrics may be identified within the action description or the first prompt in the increased or improved services section; however, the description must clearly identify the metric(s) being used to monitor the effectiveness of the action and the action(s) that the metric(s) apply to.

Total Funds

- Enter the total amount of expenditures associated with this action. Budgeted expenditures from specific fund sources will be provided in the action tables.

Contributing

- Indicate whether the action contributes to meeting the increased or improved services requirement as described in the Increased or Improved Services section using a “Y” for Yes or an “N” for No.
 - **Note:** for each such contributing action, the LEA will need to provide additional information in the Increased or Improved Services section to address the requirements in *California Code of Regulations*, Title 5 [5 CCR] Section 15496 in the Increased or Improved Services section of the LCAP.

Actions for Foster Youth: School districts, COEs, and charter schools that have a numerically significant foster youth student subgroup are encouraged to include specific actions in the LCAP designed to meet needs specific to foster youth students.

Required Actions

For English Learners and Long-Term English Learners

- LEAs with 30 or more English learners and/or 15 or more long-term English learners must include specific actions in the LCAP related to, at a minimum:
 - Language acquisition programs, as defined in *EC* Section 306, provided to students, and
 - Professional development for teachers.
 - If an LEA has both 30 or more English learners and 15 or more long-term English learners, the LEA must include actions for both English learners and long-term English learners.

For Technical Assistance

- LEAs eligible for technical assistance pursuant to *EC* sections 47607.3, 52071, 52071.5, 52072, or 52072.5, must include specific actions within the LCAP related to its implementation of the work underway as part of technical assistance. The most common form of this technical assistance is frequently referred to as Differentiated Assistance.

For Lowest Performing Dashboard Indicators

- LEAs that have Red Dashboard indicators for (1) a school within the LEA, (2) a student group within the LEA, and/or (3) a student group within any school within the LEA must include one or more specific actions within the LCAP:
 - The specific action(s) must be directed towards the identified student group(s) and/or school(s) and must address the identified state indicator(s) for which the student group or school received the lowest performance level on the 2023 Dashboard. Each student group and/or school that receives the lowest performance level on the 2023 Dashboard must be addressed by one or more actions.
 - These required actions will be effective for the three-year LCAP cycle.

For LEAs With Unexpended LREBG Funds

- To implement the requirements of *EC* Section 52064.4, LEAs with unexpended LREBG funds must include one or more actions supported with LREBG funds within the 2025–26, 2026–27, and 2027–28 LCAPs, as applicable to the LEA. Actions funded with LREBG funds must remain in the LCAP until the LEA has expended the remainder of its LREBG funds, after which time the actions may be removed from the LCAP.
 - Prior to identifying the actions included in the LCAP the LEA is required to conduct a needs assessment pursuant to [EC Section 32526\(d\)](#). For information related to the required needs assessment please see the Program Information tab on the [LREBG](#)

[Program Information](#) web page. Additional information about the needs assessment and evidence-based resources for the LREBG may be found on the [California Statewide System of Support LREBG Resources](#) web page. The required LREBG needs assessment may be part of the LEAs regular needs assessment for the LCAP if it meets the requirements of *EC* Section 32526(d).

- School districts receiving technical assistance and COEs providing technical assistance are encouraged to use the technical assistance process to support the school district in conducting the required needs assessment, the selection of actions funded by the LREBG and/or the evaluation of implementation of the actions required as part of the LCAP annual update process.
- As a reminder, LREBG funds must be used to implement one or more of the purposes articulated in [EC Section 32526\(c\)\(2\)](#).
- LEAs with unexpended LREBG funds must include one or more actions supported by LREBG funds within the LCAP. For each action supported by LREBG funding the action description must:
 - Identify the action as an LREBG action;
 - Include an explanation of how research supports the selected action;
 - Identify the metric(s) being used to monitor the impact of the action; and
 - Identify the amount of LREBG funds being used to support the action.

Increased or Improved Services for Foster Youth, English Learners, and Low-Income Students

Purpose

A well-written Increased or Improved Services section provides educational partners with a comprehensive description, within a single dedicated section, of how an LEA plans to increase or improve services for its unduplicated students as defined in *EC* Section 42238.02 in grades TK–12 as compared to all students in grades TK–12, as applicable, and how LEA-wide or schoolwide actions identified for this purpose meet regulatory requirements. Descriptions provided should include sufficient detail yet be sufficiently succinct to promote a broader understanding of educational partners to facilitate their ability to provide input. An LEA’s description in this section must align with the actions included in the Goals and Actions section as contributing.

Please Note: For the purpose of meeting the Increased or Improved Services requirement and consistent with *EC* Section 42238.02, long-term English learners are included in the English learner student group.

Statutory Requirements

An LEA is required to demonstrate in its LCAP how it is increasing or improving services for its students who are foster youth, English learners, and/or low-income, collectively referred to as unduplicated students, as compared to the services provided to all students in proportion to the increase in funding it receives based on the number and concentration of unduplicated students in the LEA (*EC* Section 42238.07[a][1], *EC*

Section 52064[b][8][B]; 5 CCR Section 15496[a]). This proportionality percentage is also known as the “minimum proportionality percentage” or “MPP.” The manner in which an LEA demonstrates it is meeting its MPP is two-fold: (1) through the expenditure of LCFF funds or through the identification of a Planned Percentage of Improved Services as documented in the Contributing Actions Table, and (2) through the explanations provided in the Increased or Improved Services for Foster Youth, English Learners, and Low-Income Students section.

To improve services means to grow services in quality and to increase services means to grow services in quantity. Services are increased or improved by those actions in the LCAP that are identified in the Goals and Actions section as contributing to the increased or improved services requirement, whether they are provided across the entire LEA (LEA-wide action), provided to an entire school (Schoolwide action), or solely provided to one or more unduplicated student group(s) (Limited action).

Therefore, for *any* action contributing to meet the increased or improved services requirement, the LEA must include an explanation of:

- How the action is increasing or improving services for the unduplicated student group(s) (Identified Needs and Action Design), and
- How the action meets the LEA's goals for its unduplicated pupils in the state and any local priority areas (Measurement of Effectiveness).

LEA-wide and Schoolwide Actions

In addition to the above required explanations, LEAs must provide a justification for why an LEA-wide or Schoolwide action is being provided to all students and how the action is intended to improve outcomes for unduplicated student group(s) as compared to all students.

- Conclusory statements that a service will help achieve an expected outcome for the goal, without an explicit connection or further explanation as to how, are not sufficient.
- Further, simply stating that an LEA has a high enrollment percentage of a specific student group or groups does not meet the increased or improved services standard because enrolling students is not the same as serving students.

For School Districts Only

Actions provided on an **LEA-wide** basis at **school districts with an unduplicated pupil percentage of less than 55 percent** must also include a description of how the actions are the most effective use of the funds to meet the district's goals for its unduplicated pupils in the state and any local priority areas. The description must provide the basis for this determination, including any alternatives considered, supporting research, experience, or educational theory.

Actions provided on a **Schoolwide** basis for **schools with less than 40 percent enrollment of unduplicated pupils** must also include a description of how these actions are the most effective use of the funds to meet the district's goals for its unduplicated pupils in the state and any local priority areas. The description must provide the basis for this determination, including any alternatives considered, supporting research, experience, or educational theory.

Requirements and Instructions

Complete the tables as follows:

- Specify the amount of LCFF supplemental and concentration grant funds the LEA estimates it will receive in the coming year based on the number and concentration of foster youth, English learner, and low-income students. This amount includes the Additional 15 percent LCFF Concentration Grant.

Projected Additional 15 percent LCFF Concentration Grant

- Specify the amount of additional LCFF concentration grant add-on funding, as described in *EC* Section 42238.02, that the LEA estimates it will receive in the coming year.

Projected Percentage to Increase or Improve Services for the Coming School Year

- Specify the estimated percentage by which services for unduplicated pupils must be increased or improved as compared to the services provided to all students in the LCAP year as calculated pursuant to 5 *CCR* Section 15496(a)(7).

LCFF Carryover — Percentage

- Specify the LCFF Carryover — Percentage identified in the LCFF Carryover Table. If a carryover percentage is not identified in the LCFF Carryover Table, specify a percentage of zero (0.00%).

LCFF Carryover — Dollar

- Specify the LCFF Carryover — Dollar amount identified in the LCFF Carryover Table. If a carryover amount is not identified in the LCFF Carryover Table, specify an amount of zero (\$0).

Total Percentage to Increase or Improve Services for the Coming School Year

- Add the Projected Percentage to Increase or Improve Services for the Coming School Year and the Proportional LCFF Required Carryover Percentage and specify the percentage. This is the LEA’s percentage by which services for unduplicated pupils must be increased or improved as compared to the services provided to all students in the LCAP year, as calculated pursuant to 5 *CCR* Section 15496(a)(7).

Required Descriptions:

LEA-wide and Schoolwide Actions

For each action being provided to an entire LEA or school, provide an explanation of (1) the unique identified need(s) of the unduplicated student group(s) for whom the action is principally directed, (2) how the action is designed to address the identified need(s) and why it is being provided on an LEA or schoolwide basis, and (3) the metric(s) used to measure the effectiveness of the action in improving outcomes for the unduplicated student group(s).

If the LEA has provided this required description in the Action Descriptions, state as such within the table.

Complete the table as follows:

Identified Need(s)

Provide an explanation of the unique identified need(s) of the LEA’s unduplicated student group(s) for whom the action is principally directed.

An LEA demonstrates how an action is principally directed towards an unduplicated student group(s) when the LEA explains the need(s), condition(s), or circumstance(s) of the unduplicated student group(s) identified through a needs assessment and how the action addresses them. A meaningful needs assessment includes, at a minimum, analysis of applicable student achievement data and educational partner feedback.

How the Action(s) are Designed to Address Need(s) and Why it is Provided on an LEA-wide or Schoolwide Basis

Provide an explanation of how the action as designed will address the unique identified need(s) of the LEA’s unduplicated student group(s) for whom the action is principally directed and the rationale for why the action is being provided on an LEA-wide or schoolwide basis.

- As stated above, conclusory statements that a service will help achieve an expected outcome for the goal, without an explicit connection or further explanation as to how, are not sufficient.
- Further, simply stating that an LEA has a high enrollment percentage of a specific student group or groups does not meet the increased or improved services standard because enrolling students is not the same as serving students.

Metric(s) to Monitor Effectiveness

Identify the metric(s) being used to measure the progress and effectiveness of the action(s).

Note for COEs and Charter Schools: In the case of COEs and charter schools, schoolwide and LEA-wide are considered to be synonymous.

Limited Actions

For each action being solely provided to one or more unduplicated student group(s), provide an explanation of (1) the unique identified need(s) of the unduplicated student group(s) being served, (2) how the action is designed to address the identified need(s), and (3) how the effectiveness of the action in improving outcomes for the unduplicated student group(s) will be measured.

If the LEA has provided the required descriptions in the Action Descriptions, state as such.

Complete the table as follows:

Identified Need(s)

Provide an explanation of the unique need(s) of the unduplicated student group(s) being served identified through the LEA’s needs assessment. A meaningful needs assessment includes, at a minimum, analysis of applicable student achievement data and educational partner feedback.

How the Action(s) are Designed to Address Need(s)

Provide an explanation of how the action is designed to address the unique identified need(s) of the unduplicated student group(s) being served.

Metric(s) to Monitor Effectiveness

Identify the metric(s) being used to measure the progress and effectiveness of the action(s).

For any limited action contributing to meeting the increased or improved services requirement that is associated with a Planned Percentage of Improved Services in the Contributing Summary Table rather than an expenditure of LCFF funds, describe the methodology that was used to determine the contribution of the action towards the proportional percentage, as applicable.

- For each action with an identified Planned Percentage of Improved Services, identify the goal and action number and describe the methodology that was used.
- When identifying a Planned Percentage of Improved Services, the LEA must describe the methodology that it used to determine the contribution of the action towards the proportional percentage. The percentage of improved services for an action corresponds to the amount of LCFF funding that the LEA estimates it would expend to implement the action if it were funded.
- For example, an LEA determines that there is a need to analyze data to ensure that instructional aides and expanded learning providers know what targeted supports to provide to students who are foster youth. The LEA could implement this action by hiring additional staff to collect and analyze data and to coordinate supports for students, which, based on the LEA's current pay scale, the LEA estimates would cost \$165,000. Instead, the LEA chooses to utilize a portion of existing staff time to analyze data relating to students who are foster youth. This analysis will then be shared with site principals who will use the data to coordinate services provided by instructional assistants and expanded learning providers to target support to students. In this example, the LEA would divide the estimated cost of \$165,000 by the amount of LCFF Funding identified in the Total Planned Expenditures Table and then convert the quotient to a percentage. This percentage is the Planned Percentage of Improved Services for the action.

Additional Concentration Grant Funding

A description of the plan for how the additional concentration grant add-on funding identified above will be used to increase the number of staff providing direct services to students at schools that have a high concentration (above 55 percent) of foster youth, English learners, and low-income students, as applicable.

An LEA that receives the additional concentration grant add-on described in *EC* Section 42238.02 is required to demonstrate how it is using these funds to increase the number of staff who provide direct services to students at schools with an enrollment of unduplicated students that is greater than 55 percent as compared to the number of staff who provide direct services to students at schools with an enrollment of unduplicated students that is equal to or less than 55 percent. The staff who provide direct services to students must be certificated staff and/or classified staff employed by the LEA; classified staff includes custodial staff.

Provide the following descriptions, as applicable to the LEA:

- An LEA that does not receive a concentration grant or the concentration grant add-on must indicate that a response to this prompt is not applicable.

- Identify the goal and action numbers of the actions in the LCAP that the LEA is implementing to meet the requirement to increase the number of staff who provide direct services to students at schools with an enrollment of unduplicated students that is greater than 55 percent.
- An LEA that does not have comparison schools from which to describe how it is using the concentration grant add-on funds, such as a single-school LEA or an LEA that only has schools with an enrollment of unduplicated students that is greater than 55 percent, must describe how it is using the funds to increase the number of credentialed staff, classified staff, or both, including custodial staff, who provide direct services to students at selected schools and the criteria used to determine which schools require additional staffing support.
- In the event that an additional concentration grant add-on is not sufficient to increase staff providing direct services to students at a school with an enrollment of unduplicated students that is greater than 55 percent, the LEA must describe how it is using the funds to retain staff providing direct services to students at a school with an enrollment of unduplicated students that is greater than 55 percent.

Complete the table as follows:

- Provide the staff-to-student ratio of classified staff providing direct services to students with a concentration of unduplicated students that is 55 percent or less and the staff-to-student ratio of classified staff providing direct services to students at schools with a concentration of unduplicated students that is greater than 55 percent, as applicable to the LEA.
 - The LEA may group its schools by grade span (Elementary, Middle/Junior High, and High Schools), as applicable to the LEA.
 - The staff-to-student ratio must be based on the number of full-time equivalent (FTE) staff and the number of enrolled students as counted on the first Wednesday in October of each year.
- Provide the staff-to-student ratio of certificated staff providing direct services to students at schools with a concentration of unduplicated students that is 55 percent or less and the staff-to-student ratio of certificated staff providing direct services to students at schools with a concentration of unduplicated students that is greater than 55 percent, as applicable to the LEA.
 - The LEA may group its schools by grade span (Elementary, Middle/Junior High, and High Schools), as applicable to the LEA.
 - The staff-to-student ratio must be based on the number of FTE staff and the number of enrolled students as counted on the first Wednesday in October of each year.

Action Tables

Complete the Total Planned Expenditures Table for each action in the LCAP. The information entered into this table will automatically populate the other Action Tables. Information is only entered into the Total Planned Expenditures Table, the Annual Update Table, the Contributing Actions Annual Update Table, and the LCFF Carryover Table. The word “input” has been added to column headers to aid in identifying the column(s) where information will be entered. Information is not entered on the remaining Action tables.

The following tables are required to be included as part of the LCAP adopted by the local governing board or governing body:

- Table 1: Total Planned Expenditures Table (for the coming LCAP Year)
- Table 2: Contributing Actions Table (for the coming LCAP Year)
- Table 3: Annual Update Table (for the current LCAP Year)
- Table 4: Contributing Actions Annual Update Table (for the current LCAP Year)
- Table 5: LCFF Carryover Table (for the current LCAP Year)

Note: The coming LCAP Year is the year that is being planned for, while the current LCAP year is the current year of implementation. For example, when developing the 2024–25 LCAP, 2024–25 will be the coming LCAP Year and 2023–24 will be the current LCAP Year.

Total Planned Expenditures Table

In the Total Planned Expenditures Table, input the following information for each action in the LCAP for that applicable LCAP year:

- **LCAP Year:** Identify the applicable LCAP Year.
- **1. Projected LCFF Base Grant:** Provide the total amount estimated LCFF entitlement for the coming school year, excluding the supplemental and concentration grants and the add-ons for the Targeted Instructional Improvement Block Grant program, the former Home-to-School Transportation program, and the Small School District Transportation program, pursuant to 5 CCR Section 15496(a)(8). Note that the LCFF Base Grant for purposes of the LCAP also includes the Necessary Small Schools and Economic Recovery Target allowances for school districts, and County Operations Grant for COEs.

See *EC* sections 2574 (for COEs) and 42238.02 (for school districts and charter schools), as applicable, for LCFF entitlement calculations.

- **2. Projected LCFF Supplemental and/or Concentration Grants:** Provide the total amount of LCFF supplemental and concentration grants estimated on the basis of the number and concentration of unduplicated students for the coming school year.
- **3. Projected Percentage to Increase or Improve Services for the Coming School Year:** This percentage will not be entered; it is calculated based on the Projected LCFF Base Grant and the Projected LCFF Supplemental and/or Concentration Grants, pursuant to 5 CCR Section 15496(a)(8). This is the percentage by which services for unduplicated pupils must be increased or improved as compared to the services provided to all students in the coming LCAP year.
- **LCFF Carryover — Percentage:** Specify the LCFF Carryover — Percentage identified in the LCFF Carryover Table from the prior LCAP year. If a carryover percentage is not identified in the LCFF Carryover Table, specify a percentage of zero (0.00%).
- **Total Percentage to Increase or Improve Services for the Coming School Year:** This percentage will not be entered; it is calculated based on the Projected Percentage to Increase or Improve Services for the Coming School Year and the LCFF Carryover —

Percentage. ***This is the percentage by which the LEA must increase or improve services for unduplicated pupils as compared to the services provided to all students in the coming LCAP year.***

- **Goal #:** Enter the LCAP Goal number for the action.
- **Action #:** Enter the action's number as indicated in the LCAP Goal.
- **Action Title:** Provide a title of the action.
- **Student Group(s):** Indicate the student group or groups who will be the primary beneficiary of the action by entering "All," or by entering a specific student group or groups.
- **Contributing to Increased or Improved Services?:** Type "Yes" if the action **is** included as contributing to meeting the increased or improved services requirement; OR, type "No" if the action is **not** included as contributing to meeting the increased or improved services requirement.
- If "Yes" is entered into the Contributing column, then complete the following columns:
 - **Scope:** The scope of an action may be LEA-wide (i.e., districtwide, countywide, or charterwide), schoolwide, or limited. An action that is LEA-wide in scope upgrades the entire educational program of the LEA. An action that is schoolwide in scope upgrades the entire educational program of a single school. An action that is limited in its scope is an action that serves only one or more unduplicated student groups.
 - **Unduplicated Student Group(s):** Regardless of scope, contributing actions serve one or more unduplicated student groups. Indicate one or more unduplicated student groups for whom services are being increased or improved as compared to what all students receive.
 - **Location:** Identify the location where the action will be provided. If the action is provided to all schools within the LEA, the LEA must indicate "All Schools." If the action is provided to specific schools within the LEA or specific grade spans only, the LEA must enter "Specific Schools" or "Specific Grade Spans." Identify the individual school or a subset of schools or grade spans (e.g., all high schools or grades transitional kindergarten through grade five), as appropriate.
- **Time Span:** Enter "ongoing" if the action will be implemented for an indeterminate period of time. Otherwise, indicate the span of time for which the action will be implemented. For example, an LEA might enter "1 Year," or "2 Years," or "6 Months."
- **Total Personnel:** Enter the total amount of personnel expenditures utilized to implement this action.
- **Total Non-Personnel:** This amount will be automatically calculated based on information provided in the Total Personnel column and the Total Funds column.

- **LCFF Funds:** Enter the total amount of LCFF funds utilized to implement this action, if any. LCFF funds include all funds that make up an LEA’s total LCFF target (i.e., base grant, grade span adjustment, supplemental grant, concentration grant, Targeted Instructional Improvement Block Grant, and Home-To-School Transportation).
 - **Note:** For an action to contribute towards meeting the increased or improved services requirement, it must include some measure of LCFF funding. The action may also include funding from other sources, however the extent to which an action contributes to meeting the increased or improved services requirement is based on the LCFF funding being used to implement the action.
- **Other State Funds:** Enter the total amount of Other State Funds utilized to implement this action, if any.
 - **Note:** Equity Multiplier funds must be included in the “Other State Funds” category, not in the “LCFF Funds” category. As a reminder, Equity Multiplier funds must be used to supplement, not supplant, funding provided to Equity Multiplier schoolsites for purposes of the LCFF, the ELO-P, the LCRS, and/or the CCSPP. This means that Equity Multiplier funds must not be used to replace funding that an Equity Multiplier schoolsite would otherwise receive to implement LEA-wide actions identified in the LEA’s LCAP or that an Equity Multiplier schoolsite would otherwise receive to implement provisions of the ELO-P, the LCRS, and/or the CCSPP.
- **Local Funds:** Enter the total amount of Local Funds utilized to implement this action, if any.
- **Federal Funds:** Enter the total amount of Federal Funds utilized to implement this action, if any.
- **Total Funds:** This amount is automatically calculated based on amounts entered in the previous four columns.
- **Planned Percentage of Improved Services:** For any action identified as contributing, being provided on a Limited basis to unduplicated students, and that does not have funding associated with the action, enter the planned quality improvement anticipated for the action as a percentage rounded to the nearest hundredth (0.00%). A limited action is an action that only serves foster youth, English learners, and/or low-income students.
 - As noted in the instructions for the Increased or Improved Services section, when identifying a Planned Percentage of Improved Services, the LEA must describe the methodology that it used to determine the contribution of the action towards the proportional percentage. The percentage of improved services for an action corresponds to the amount of LCFF funding that the LEA estimates it would expend to implement the action if it were funded.

For example, an LEA determines that there is a need to analyze data to ensure that instructional aides and expanded learning providers know what targeted supports to provide to students who are foster youth. The LEA could implement this action by hiring additional staff to collect and analyze data and to coordinate supports for students, which, based on the LEA’s current pay scale, the LEA estimates would cost \$165,000. Instead, the LEA chooses to utilize a portion of existing staff time to analyze data relating to students who are foster youth. This analysis will then be shared with site principals who will use the data to coordinate services provided by instructional assistants and expanded learning providers to target support to students. In this example, the LEA would divide the estimated cost of \$165,000 by the amount of LCFF Funding identified in the Data Entry Table and then convert the quotient to a percentage. This percentage is the Planned Percentage of Improved Services for the action.

Contributing Actions Table

As noted above, information will not be entered in the Contributing Actions Table; however, the ‘Contributing to Increased or Improved Services?’ column will need to be checked to ensure that only actions with a “Yes” are displaying. If actions with a “No” are displayed or if actions that are contributing are not displaying in the column, use the drop-down menu in the column header to filter only the “Yes” responses.

Annual Update Table

In the Annual Update Table, provide the following information for each action in the LCAP for the relevant LCAP year:

- **Estimated Actual Expenditures:** Enter the total estimated actual expenditures to implement this action, if any.

Contributing Actions Annual Update Table

In the Contributing Actions Annual Update Table, check the ‘Contributing to Increased or Improved Services?’ column to ensure that only actions with a “Yes” are displaying. If actions with a “No” are displayed or if actions that are contributing are not displaying in the column, use the drop-down menu in the column header to filter only the “Yes” responses. Provide the following information for each contributing action in the LCAP for the relevant LCAP year:

- **6. Estimated Actual LCFF Supplemental and/or Concentration Grants:** Provide the total amount of LCFF supplemental and concentration grants estimated based on the number and concentration of unduplicated students in the current school year.
- **Estimated Actual Expenditures for Contributing Actions:** Enter the total estimated actual expenditure of LCFF funds used to implement this action, if any.
- **Estimated Actual Percentage of Improved Services:** For any action identified as contributing, being provided on a Limited basis only to unduplicated students, and that does not have funding associated with the action, enter the total estimated actual quality improvement anticipated for the action as a percentage rounded to the nearest hundredth (0.00%).
 - Building on the example provided above for calculating the Planned Percentage of Improved Services, the LEA in the example implements the action. As part of the annual update process, the LEA reviews implementation and student outcome data and determines that the action was implemented with fidelity and that outcomes for foster youth students improved. The LEA reviews the original estimated cost for the action and determines that had it hired additional staff to collect and analyze data and to coordinate supports for students that estimated actual cost would have been \$169,500 due to a cost of living adjustment. The LEA would divide the estimated actual cost of \$169,500 by the amount of LCFF Funding identified in the Data Entry Table and then convert the quotient to a percentage. This percentage is the Estimated Actual Percentage of Improved Services for the action.

LCFF Carryover Table

- **9. Estimated Actual LCFF Base Grant:** Provide the total amount of estimated LCFF Target Entitlement for the current school year, excluding the supplemental and concentration grants and the add-ons for the Targeted Instructional Improvement Block Grant program,

the former Home-to-School Transportation program, and the Small School District Transportation program, pursuant to 5 CCR Section 15496(a)(8). Note that the LCFF Base Grant for purposes of the LCAP also includes the Necessary Small Schools and Economic Recovery Target allowances for school districts, and County Operations Grant for COEs. See EC sections 2574 (for COEs) and 42238.02 (for school districts and charter schools), as applicable, for LCFF entitlement calculations.

- **10. Total Percentage to Increase or Improve Services for the Current School Year:** This percentage will not be entered. The percentage is calculated based on the amounts of the Estimated Actual LCFF Base Grant (9) and the Estimated Actual LCFF Supplemental and/or Concentration Grants (6), pursuant to 5 CCR Section 15496(a)(8), plus the LCFF Carryover – Percentage from the prior year. This is the percentage by which services for unduplicated pupils must be increased or improved as compared to the services provided to all students in the current LCAP year.

Calculations in the Action Tables

To reduce the duplication of effort of LEAs, the Action Tables include functionality such as pre-population of fields and cells based on the information provided in the Data Entry Table, the Annual Update Summary Table, and the Contributing Actions Table. For transparency, the functionality and calculations used are provided below.

Contributing Actions Table

- **4. Total Planned Contributing Expenditures (LCFF Funds)**
 - This amount is the total of the Planned Expenditures for Contributing Actions (LCFF Funds) column.
- **5. Total Planned Percentage of Improved Services**
 - This percentage is the total of the Planned Percentage of Improved Services column.
- **Planned Percentage to Increase or Improve Services for the coming school year (4 divided by 1, plus 5)**
 - This percentage is calculated by dividing the Total Planned Contributing Expenditures (4) by the Projected LCFF Base Grant (1), converting the quotient to a percentage, and adding it to the Total Planned Percentage of Improved Services (5).

Contributing Actions Annual Update Table

Pursuant to EC Section 42238.07(c)(2), if the Total Planned Contributing Expenditures (4) is less than the Estimated Actual LCFF Supplemental and Concentration Grants (6), the LEA is required to calculate the difference between the Total Planned Percentage of Improved Services (5) and the Total Estimated Actual Percentage of Improved Services (7). If the Total Planned Contributing Expenditures (4) is equal to or greater than the Estimated Actual LCFF Supplemental and Concentration Grants (6), the Difference Between Planned and Estimated Actual Percentage of Improved Services will display “Not Required.”

- **6. Estimated Actual LCFF Supplemental and Concentration Grants**

- This is the total amount of LCFF supplemental and concentration grants the LEA estimates it will actually receive based on the number and concentration of unduplicated students in the current school year.
- **4. Total Planned Contributing Expenditures (LCFF Funds)**
 - This amount is the total of the Last Year's Planned Expenditures for Contributing Actions (LCFF Funds).
- **7. Total Estimated Actual Expenditures for Contributing Actions**
 - This amount is the total of the Estimated Actual Expenditures for Contributing Actions (LCFF Funds).
- **Difference Between Planned and Estimated Actual Expenditures for Contributing Actions (Subtract 7 from 4)**
 - This amount is the Total Estimated Actual Expenditures for Contributing Actions (7) subtracted from the Total Planned Contributing Expenditures (4).
- **5. Total Planned Percentage of Improved Services (%)**
 - This amount is the total of the Planned Percentage of Improved Services column.
- **8. Total Estimated Actual Percentage of Improved Services (%)**
 - This amount is the total of the Estimated Actual Percentage of Improved Services column.
- **Difference Between Planned and Estimated Actual Percentage of Improved Services (Subtract 5 from 8)**
 - This amount is the Total Planned Percentage of Improved Services (5) subtracted from the Total Estimated Actual Percentage of Improved Services (8).

LCFF Carryover Table

- **10. Total Percentage to Increase or Improve Services for the Current School Year (6 divided by 9 plus Carryover %)**
 - This percentage is the Estimated Actual LCFF Supplemental and/or Concentration Grants (6) divided by the Estimated Actual LCFF Base Grant (9) plus the LCFF Carryover – Percentage from the prior year.
- **11. Estimated Actual Percentage of Increased or Improved Services (7 divided by 9, plus 8)**
 - This percentage is the Total Estimated Actual Expenditures for Contributing Actions (7) divided by the LCFF Funding (9), then converting the quotient to a percentage and adding the Total Estimated Actual Percentage of Improved Services (8).
- **12. LCFF Carryover — Dollar Amount LCFF Carryover (Subtract 11 from 10 and multiply by 9)**

- If the Estimated Actual Percentage of Increased or Improved Services (11) is less than the Estimated Actual Percentage to Increase or Improve Services (10), the LEA is required to carry over LCFF funds.

The amount of LCFF funds is calculated by subtracting the Estimated Actual Percentage to Increase or Improve Services (11) from the Estimated Actual Percentage of Increased or Improved Services (10) and then multiplying by the Estimated Actual LCFF Base Grant (9). This amount is the amount of LCFF funds that is required to be carried over to the coming year.

- **13. LCFF Carryover — Percentage (12 divided by 9)**

- This percentage is the unmet portion of the Percentage to Increase or Improve Services that the LEA must carry over into the coming LCAP year. The percentage is calculated by dividing the LCFF Carryover (12) by the LCFF Funding (9).

California Department of Education
November 2024



Trivium

Charter School Network

2025-26 Local Performance Indicator Self-Reflection

Local Educational Agency (LEA)	Contact Name and Title	Email and Phone
Trivium Charter School	Trisha Vais Executive Director	tvais@triviumcharter.org 805-291-1303

Introduction

The California State Board of Education (SBE) approved standards for the local indicators that support a local educational agency (LEA) in measuring and reporting progress within the appropriate priority area.

This template is intended as a drafting tool and based on the Local Performance Indicator Quick Guide published by CDE in January 2024.

Performance Standards

The approved performance standards require an LEA to:

- Annually measure its progress in meeting the requirements of the specific Local Control Funding Formula (LCFF) priority.
- Report the results as part of a non-consent item at the same public meeting of the local governing board/body at which the Local Control and Accountability Plan (LCAP) is adopted.
- Report results to the public through the Dashboard utilizing the SBE-adopted self-reflection tools for each local indicator.

This Quick Guide identifies the approved standards and self-reflection tools that an LEA will use to report its progress on the local indicators.

Local Indicators

The local indicators address the following state priority areas:

Appropriately Assigned Teachers, Access to Curriculum-Aligned Instructional Materials, and Safe, Clean and Functional School Facilities (LCFF Priority 1)

LEAs will provide the information below:

- Number/percentage of students without access to their own copies of standards-aligned instructional materials for use at school and at home
- Number of identified instances where facilities do not meet the “good repair” standard (including deficiencies and extreme deficiencies)

Note: The requested information are all data elements that are currently required as part of the School Accountability Report Card (SARC).

Note: LEAs are required to report the following to their local governing board/body in conjunction with the adoption of the LCAP:

- The LEA’s Teacher Assignment Monitoring and Outcome data available at <https://www.cde.ca.gov/ds/ad/tamo.asp>.
- The number/percentage of students without access to their own copies of standards-aligned instructional materials for use at school and at home, and
- The number of identified instances where facilities do not meet the “good repair” standard (including deficiencies and extreme deficiencies)

Implementation of State Academic Standards (LCFF Priority 2)

The LEA annually measures its progress implementing state academic standards; the LEA then reports the results to its local governing board/body at the same public meeting at which the LCAP is adopted and reports to educational partners and the public through the Dashboard.

Parent and Family Engagement (LCFF Priority 3)

This measure addresses Parent and Family Engagement, including how an LEA builds relationships between school staff and families, builds partnerships for student outcomes and seeks input for decision-making.

LEAs report progress of how they have sought input from parents in decision-making and promoted parent participation in programs to its local governing board or body using the SBE-adopted self-reflection tool for Priority 3 at the same public meeting at which the LEA adopts its LCAP, and reports to educational partners and the public through the Dashboard.

School Climate (LCFF Priority 6)

The LEA administers an annual local climate survey that captures a valid measure of student perceptions of school safety and connectedness, in at least one grade within each grade span(s) the LEA serves (e.g., TK-5, 6-8, 9-12), and reports the results to its local governing board/body at the same public meeting at which the LCAP is adopted and to educational partners and the public through the Dashboard.

Access to a Broad Course of Study (LCFF Priority 7)

The LEA annually measures its progress in the extent to which students have access to, and are enrolled in, a broad course of study that includes the adopted courses of study specified in the California Education Code (EC) for Grades 1-6 and Grades 7-12, as applicable, including the programs and services developed and provided to unduplicated students and individuals with exceptional needs; the LEA then reports the results to its local governing board/body at the same public meeting at which the LCAP is adopted and reports to educational partners and the public through the Dashboard.

Coordination of Services for Expelled Students – County Office of Education (COE) Only (LCFF Priority 9)

The COE annually measures its progress in coordinating services for foster youth; the COE then reports the results to its local governing board/body at the same public meeting at which the LCAP is adopted and reports to educational partners and the public through the Dashboard.

Coordination of Services for Foster Youth – COE Only (LCFF Priority 10)

The COE annually measures its progress in coordinating services for foster youth; the COE then reports the results to its local governing board/body at the same public meeting at which the LCAP is adopted and reports to educational partners and the public through the Dashboard.

Self-Reflection Tools

An LEA uses the self-reflection tools included within the Dashboard to report its progress on the local performance indicator to educational partners and the public.

The self-reflection tools are embedded in the web-based Dashboard system and are also available in Word document format. In addition to using the self-reflection tools to report its progress on the local performance indicators to educational partners and the public, an LEA may use the self-reflection tools as a resource when reporting results to its local governing board. The approved self-reflection tools are provided below.

Appropriately Assigned Teachers, Access to Curriculum-Aligned Instructional Materials, and Safe, Clean and Functional School Facilities (LCFF Priority 1)

LEAs will provide the information below:

- Number/percentage of students without access to their own copies of standards-aligned instructional materials for use at school and at home
- Number of identified instances where facilities do not meet the “good repair” standard (including deficiencies and extreme deficiencies)

Note: The requested information are all data elements that are currently required as part of the School Accountability Report Card (SARC).

Note: LEAs are required to report the following to their local governing board/body in conjunction with the adoption of the LCAP:

- The LEA’s Teacher Assignment Monitoring and Outcome data available at <https://www.cde.ca.gov/ds/ad/tamo.asp>.
- The number/percentage of students without access to their own copies of standards-aligned instructional materials for use at school and at home, and
- The number of identified instances where facilities do not meet the “good repair” standard (including deficiencies and extreme deficiencies)

Academic Year	Total Teaching FTE	Clear	Out-of-Field	Intern	Ineffective	Incomplete	Unknown	N/A
23/24	20	18	0	0	0	0	0	0

Access to Instructional Materials	Number	Percent
Students Without Access to Own Copies of Standards-Aligned Instructional Materials for Use at School and at Home	0	0

Facility Conditions	Number
Identified Instances Where Facilities Do Not Meet The “Good Repair” Standard (Including Deficiencies and Extreme Deficiencies)	0

Implementation of State Academic Standards (LCFF Priority 2)

LEAs may provide a narrative summary of their progress in the implementation of state academic standards based on locally selected measures or tools (Option 1). Alternatively, LEAs may complete the optional reflection tool (Option 2).

OPTION 1: Narrative Summary (Limited to 3,000 characters)

In the narrative box provided on the Dashboard, identify the locally selected measures or tools that the LEA is using to track its progress in implementing the state academic standards adopted by the state board and briefly describe why the LEA chose the selected measures or tools.

Additionally, summarize the LEA's progress in implementing the academic standards adopted by the SBE, based on the locally selected measures or tools. The adopted academic standards are:

- English Language Arts (ELA) – Common Core State Standards for ELA
- English Language Development (ELD) (Aligned to Common Core State Standards for ELA)
- Mathematics – Common Core State Standards for Mathematics
- Next Generation Science Standards
- History-Social Science
- Career Technical Education
- Health Education Content Standards
- Physical Education Model Content Standards
- Visual and Performing Arts
- World Language

Implementation of State Academic Standards (LCFF Priority 2)

OPTION 2: Reflection Tool

Recently Adopted Academic Standards and/or Curriculum Frameworks

1. Rate the LEA's progress in providing professional learning for teaching to the recently adopted academic standards and/or curriculum frameworks identified below.

Rating Scale (lowest to highest):

- 1 - Exploration and Research Phase
- 2 - Beginning Development
- 3 - Initial Implementation
- 4 - Full Implementation
- 5 - Full Implementation and Sustainability

Academic Standards	1	2	3	4	5
ELA – Common Core State Standards for ELA					5
ELD (Aligned to ELA Standards)					5
Mathematics – Common Core State Standards for Mathematics					5
Next Generation Science Standards					5
History-Social Science					5

2. Rate the LEA’s progress in making instructional materials that are aligned to the recently adopted academic standards and/or curriculum frameworks identified below available in all classrooms where the subject is taught.

Rating Scale (lowest to highest):

- 1 - Exploration and Research Phase
- 2 - Beginning Development
- 3 - Initial Implementation
- 4 - Full Implementation
- 5 - Full Implementation and Sustainability

Academic Standards	1	2	3	4	5
ELA – Common Core State Standards for ELA					5
ELD (Aligned to ELA Standards)					5
Mathematics – Common Core State Standards for Mathematics					5
Next Generation Science Standards					5
History-Social Science					5

3. Rate the LEA’s progress in implementing policies or programs to support staff in identifying areas where they can improve in delivering instruction aligned to the recently adopted academic standards and/or curriculum frameworks identified below (e.g., collaborative time, focused classroom walkthroughs, teacher pairing).

Rating Scale (lowest to highest):

- 1 - Exploration and Research Phase
- 2 - Beginning Development
- 3 - Initial Implementation
- 4 - Full Implementation
- 5 - Full Implementation and Sustainability

Academic Standards	1	2	3	4	5
ELA – Common Core State Standards for ELA					5
ELD (Aligned to ELA Standards)					5
Mathematics – Common Core State Standards for Mathematics					5
Next Generation Science Standards					5
History-Social Science					5

Other Adopted Academic Standards

4. Rate the LEA's progress implementing each of the following academic standards adopted by the state board for all students.

Rating Scale (lowest to highest):

- 1 - Exploration and Research Phase
- 2 - Beginning Development
- 3 - Initial Implementation
- 4 - Full Implementation
- 5 - Full Implementation and Sustainability

Academic Standards	1	2	3	4	5	N/A
Career Technical Education				4		
Health Education Content Standards					5	
Physical Education Model Content Standards					5	
Visual and Performing Arts				4		
World Language					5	

Support for Teachers and Administrators

5. Rate the LEA's success at engaging in the following activities with teachers and school administrators during the prior school year (including the summer preceding the prior school year).

Rating Scale (lowest to highest):

- 1 - Exploration and Research Phase
- 2 - Beginning Development
- 3 - Initial Implementation
- 4 - Full Implementation
- 5 - Full Implementation and Sustainability

Academic Standards	1	2	3	4	5
Identifying the professional learning needs of groups of teachers or staff as a whole					5
Identifying the professional learning needs of individual teachers					5
Providing support for teachers on the standards they have not yet mastered					5

Optional Narrative (Limited to 1,500 characters)

6. Provide any additional information in the text box provided in the Dashboard that the LEA believes is relevant to understanding its progress implementing the academic standards adopted by the state board.

Parental Involvement and Family Engagement (LCFF Priority 3)

Introduction

Family engagement is an essential strategy for building pathways to college and career readiness for all students and is an essential component of a systems approach to improving outcomes for all students. More than 30 years of research has shown that family engagement can lead to improved student outcomes (e.g., attendance, engagement, academic outcomes, social emotional learning, etc.).

Consistent with the California Department of Education's (CDE's) Family Engagement Toolkit: ¹

- Effective and authentic family engagement has been described as an intentional partnership of educators, families and community members who share responsibility for a child from the time they are born to becoming an adult.
- To build an effective partnership, educators, families, and community members need to develop the knowledge and skills to work together, and schools must purposefully integrate family and community engagement with goals for students' learning and thriving.

The LCFF legislation recognized the importance of family engagement by requiring LEAs to address Priority 3 within their LCAP. The self-reflection tool described below enables LEAs to reflect upon their implementation of family engagement as part of their continuous improvement process and prior to updating their LCAP.

For LEAs to engage all families equitably, it is necessary to understand the cultures, languages, needs and interests of families in the local area. Furthermore, developing family engagement policies, programs, and practices needs to be done in partnership with local families, using the tools of continuous improvement.

Instructions

This self-reflection tool is organized into three sections. Each section includes research and evidence-based practices in family engagement:

1. Building Relationships between School Staff and Families
2. Building Partnerships for Student Outcomes
3. Seeking Input for Decision-Making

Based on an evaluation of data, including educational partner input, an LEA uses this self-reflection tool to report on its progress successes and area(s) of need related to family engagement policies, programs, and practices. This tool will enable an LEA to engage in continuous improvement and determine next steps to make improvements in the areas identified. The results of the process should be used to inform the LCAP and its development process, including assessing prior year goals, actions and services and in modifying future goals, actions, and services in the LCAP.

LEAs are to implement the following self-reflection process:

1. Identify the diverse educational partners that need to participate in the self-reflection process in order to ensure input from all groups of families, staff and students in the LEA, including families of unduplicated students and families of individuals with exceptional needs as well as families of underrepresented students.
2. Engage educational partners in determining what data and information will be considered to complete the self-reflection tool. LEAs should consider how the practices apply to families of all student groups, including families of unduplicated students and families of individuals with exceptional needs as well as families of underrepresented students.
3. Based on the analysis of educational partner input and local data, identify the number which best indicates the LEA's current stage of implementation for each of the 12 practices using the following rating scale (lowest to highest):
 - 1 – Exploration and Research
 - 2 – Beginning Development
 - 3 – Initial Implementation
 - 4 – Full Implementation
 - 5 – Full Implementation and Sustainability
4. Based on the analysis of educational partner input and local data, respond to each of the prompts pertaining to each section of the tool.
5. Use the findings from the self-reflection process to inform the annual update to the LCAP and the LCAP development process, as well as the development of other school and district plans.

Sections of the Self-Reflection Tool

Section 1: Building Relationships Between School Staff and Families

Based on the analysis of educational partner input and local data, identify the number which best indicates the LEA's current stage of implementation for each practice in this section using the following rating scale (lowest to highest):

- 1 - Exploration and Research Phase
- 2 - Beginning Development
- 3 - Initial Implementation
- 4 - Full Implementation
- 5 - Full Implementation and Sustainability

Practices	Rating Scale Number
1. Rate the LEA's progress in developing the capacity of staff (i.e., administrators, teachers, and classified staff) to build trusting and respectful relationships with families.	5
2. Rate the LEA's progress in creating welcoming environments for all families in the community.	5
3. Rate the LEA's progress in supporting staff to learn about each family's strengths, cultures, languages, and goals for their children.	5
4. Rate the LEA's progress in developing multiple opportunities for the LEA and school sites to engage in 2-way communication between families and educators using language that is understandable and accessible to families.	5

Building Relationships Dashboard Narrative Boxes (Limited to 3,000 characters)

1. Based on the analysis of educational partner input and local data, briefly describe the LEA's current strengths and progress in Building Relationships Between School Staff and Families.

Trivium is built on a family partnership model and works with each family individually. This system allows for a great relationship between Trivium and families.

2. Based on the analysis of educational partner input and local data, briefly describe the LEA's focus area(s) for improvement in Building Relationships Between School Staff and Families.

The area we are working on is streamlining communication so staff and families can easily access the information they seek.

3. Based on the analysis of educational partner input and local data, briefly describe how the LEA will improve engagement of underrepresented families identified during the self-reflection process in relation to Building Relationships Between School Staff and Families.

Trivium provides additional training, meetings and tech support to help any family who needs any extra assistance. Trivium utilized platforms that allow for language translation of documents.

Section 2: Building Partnerships for Student Outcomes

Based on the analysis of educational partner input and local data, identify the number which best indicates the LEA's current stage of implementation for each practice in this section using the following rating scale (lowest to highest):

- 1 - Exploration and Research Phase
- 2 - Beginning Development
- 3 - Initial Implementation
- 4 - Full Implementation
- 5 - Full Implementation and Sustainability

Practices	Rating Scale Number
5. Rate the LEA's progress in providing professional learning and support to teachers and principals to improve a school's capacity to partner with families.	5
6. Rate the LEA's progress in providing families with information and resources to support student learning and development in the home.	5
7. Rate the LEA's progress in implementing policies or programs for teachers to meet with families and students to discuss student progress and ways to work together to support improved student outcomes.	5
8. Rate the LEA's progress in supporting families to understand and exercise their legal rights and advocate for their own students and all students.	5

Building Partnerships Dashboard Narrative Boxes (Limited to 3,000 characters)

- Based on the analysis of educational partner input and local data, briefly describe the LEA's current strengths and progress in Building Partnerships for Student Outcomes.

We have a quick and thorough response rate to our families and solicit feedback through our HelpDesk system as well as synchronous and in-person opportunities.

- Based on the analysis of educational partner input and local data, briefly describe the LEA's focus area(s) for improvement in Building Partnerships for Student Outcomes.

We will increase engagement activities for our families back to or exceeding pre-Covid levels.

- Based on the analysis of educational partner input and local data, briefly describe how the LEA will improve engagement of underrepresented families identified during the self-reflection process in relation to Building Partnerships for Student Outcomes.

We will invite and specifically seek out information from underrepresented families.

Section 3: Seeking Input for Decision-Making

Based on the analysis of educational partner input and local data, identify the number which best indicates the LEA's current stage of implementation for each practice in this section using the following rating scale (lowest to highest):

- 1 - Exploration and Research Phase
- 2 - Beginning Development
- 3 - Initial Implementation
- 4 - Full Implementation
- 5 - Full Implementation and Sustainability

Practices	Rating Scale Number
9. Rate the LEA's progress in building the capacity of and supporting principals and staff to effectively engage families in advisory groups and with decision-making.	5
10. Rate the LEA's progress in building the capacity of and supporting family members to effectively engage in advisory groups and decision-making.	5
11. Rate the LEA's progress in providing all families with opportunities to provide input on policies and programs, and implementing strategies to reach and seek input from any underrepresented groups in the school community.	5
12. Rate the LEA's progress in providing opportunities to have families, teachers, principals, and district administrators work together to plan, design, implement and evaluate family engagement activities at school and district levels.	5

Seeking Input for Decision-Making Dashboard Narrative Boxes (Limited to 3,000 characters)

1. Based on the analysis of educational partner input and local data, briefly describe the LEA's current strengths and progress in Seeking Input for Decision-Making.

Trivium provides extensive options for families to communicate their needs and wishes including in-person options, virtual options, and social media platforms. Trivium staff monitor and respond to inquiries and feedback. Surveys are also provided each year.

2. Based on the analysis of educational partner input and local data, briefly describe the LEA's focus area(s) for improvement in Seeking Input for Decision-Making.

Providing additional synchronous or in-person opportunities to provide feedback.

3. Based on the analysis of educational partner input and local data, briefly describe how the LEA will improve engagement of underrepresented families identified during the self-reflection process in relation to Seeking Input for Decision-Making.

Specific invitations can be provided to families to certain feedback events or platforms.

School Climate (LCFF Priority 6)

Introduction

The initial design of the Local Control Funding Formula recognized the critical role that positive school conditions and climate play in advancing student performance and equity. This recognition is grounded in a research base demonstrating that a positive school climate directly impacts indicators of success such as increased teacher retention, lower dropout rates, decreased incidences of violence, and higher student achievement.

In order to support comprehensive planning, LEAs need access to current data. The measurement of school climate provides LEAs with critical data that can be used to track progress in school climate for purposes of continuous improvement, and the ability to identify needs and implement changes to address local needs.

Introduction

LEAs are required, at a minimum, to annually administer a local climate survey. The survey must:

- Capture a valid measure of student perceptions of school safety and connectedness in at least one grade within each grade span the LEA serves (e.g. TK-5, 6-8, 9-12); and
- At a minimum, report disaggregated data by student groups identified in California Education Code 52052, when such data is available as part of the local school climate survey.

Based on the analysis of local data, including the local climate survey data, LEAs are to respond to the following three prompts. Each prompt response is limited to 3,000 characters. An LEA may provide hyperlink(s) to other documents as necessary within each prompt:

Prompt 1 (DATA): Describe the local climate survey data, including available data disaggregated by student groups. LEAs using surveys that provide an overall score, such as the California Healthy Kids Survey, are encouraged to report the overall score for all students as well as available student group scores. Responses may also include an analysis of a subset of specific items on a local survey and additional data collection tools that are particularly relevant to school conditions and climate.

Our survey data is excellent and our general feedback through various formats to engage families consistently informs us that our families are satisfied with the time and attention they receive from Trivium and their student's academic progress.

Prompt 2 (MEANING): Describe key learnings, including identified needs and areas of strength determined through the analysis of data described in Prompt 1, including the available data disaggregated by student group.

The local climate survey results show that families are most satisfied with their ability to individualize learning, their comfort with interacting with staff members, and the likeliness to recommend Trivium. The lowest scoring results were still in the "very satisfied" range versus the "extremely satisfied" which was defined in the previous sentence.

Prompt 3 (USE): Describe any changes to existing plans, policies, or procedures that the LEA determines necessary in order to address areas of need identified through the analysis of local data and the identification of key learnings. Include any revisions, decisions, or actions the LEA has, or will, implement for continuous improvement purposes.

We are going to provide student recognition events to help support families for home-based subjects and to increase student ownership over their own learning outcomes.

Access to a Broad Course of Study (LCFF Priority 7)

LEAs provide a narrative summary of the extent to which all students have access to and are enrolled in a broad course of study by addressing, at a minimum, the following four prompts:

1. Briefly identify the locally selected measures or tools that the LEA is using to track the extent to which all students have access to, and are enrolled in, a broad course of study, based on grade spans, unduplicated student groups, and individuals with exceptional needs served. (response limited to 1,500 characters)

Each student has a Personalized Learning Plan (PLP) which is developed collaboratively between the parents, teachers and student. Curriculum choice is provided to all students so they are able to access content that provides the appropriate level of challenge to the student and pacing that is appropriate for their age and level is planned on the PLP. All students may access the available curriculum choices.

2. Using the locally selected measures or tools, summarize the extent to which all students have access to, and are enrolled in, a broad course of study. The summary should identify any differences across school sites and student groups in access to, and enrollment in, a broad course of study, and may describe progress over time in the extent to which all students have access to, and are enrolled in, a broad course of study. (response limited to 1,500 characters)

There are no differences in course or content access for students.

3. Given the results of the tool or locally selected measures, identify the barriers preventing the LEA from providing access to a broad course of study for all students. (response limited to 1,500 characters)

There are no barriers.

4. In response to the results of the tool or locally selected measures, what revisions, decisions, or new actions will the LEA implement, or has the LEA implemented, to ensure access to a broad course of study for all students? (response limited to 1,500 characters)

Our students all have access to a broad course of study as this is the backbone of our charter. They are no barriers to accessing a broad course of study.

Coordination of Services for Expelled Students – COE Only (LCFF Priority 9)

Assess the degree of implementation of the progress in coordinating instruction for expelled students in your county.

- Rating Scale (lowest to highest):
- 1 - Exploration and Research Phase
 - 2 - Beginning Development
 - 3 - Initial Implementation
 - 4 - Full Implementation
 - 5 - Full Implementation and Sustainability

Coordinating Instruction	1	2	3	4	5
1. Assessing status of triennial plan for providing educational services to all expelled students in the county, including:	[No response required]	[No response required]	[No response required]	[No response required]	[No response required]
a. Review of required outcome data.					
b. Identifying existing educational alternatives for expelled pupils, gaps in educational services to expelled pupils, and strategies for filling those service gaps.					
c. Identifying alternative placements for pupils who are expelled and placed in district community day school programs, but who fail to meet the terms and conditions of their rehabilitation plan or who pose a danger to other district pupils.					
2. Coordinating on development and implementation of triennial plan with all LEAs within the county.					
3. Establishing ongoing collaboration and policy development for					

Coordinating Instruction	1	2	3	4	5
transparent referral process for LEAs within the county to the county office of education or other program options, including dissemination to all LEAs within the county a menu of available continuum of services for expelled students.					
4. Developing memorandum of understanding regarding the coordination of partial credit policies between district of residence and county office of education.					

Coordination of Services for Foster Youth – COE Only (LCFF Priority 10)

Assess the degree of implementation of coordinated service program components for foster youth in your county.

Rating Scale (lowest to highest):

- 1 - Exploration and Research Phase
- 2 - Beginning Development
- 3 - Initial Implementation
- 4 - Full Implementation
- 5 - Full Implementation and Sustainability

Coordinating Services	1	2	3	4	5
1. Establishing ongoing collaboration and supporting policy development, including establishing formalized information sharing agreements with child welfare, probation, Local Education Agency (LEAs), the courts, and other organizations to support determining the proper educational placement of foster youth (e.g., school of origin versus current residence, comprehensive versus alternative school, and regular versus special education).					

Coordinating Services	1	2	3	4	5
2. Building capacity with LEA, probation, child welfare, and other organizations for purposes of implementing school-based support infrastructure for foster youth intended to improve educational outcomes (e.g., provide regular professional development with the Foster Youth Liaisons to facilitate adequate transportation services for foster youth).					
3. Providing information and assistance to LEAs regarding the educational needs of foster youth in order to improve educational outcomes.					
4. Providing direct educational services for foster youth in LEA or county-operated programs provided the school district has certified that specified services cannot be provided or funded using other sources, including, but not limited to, Local Control Funding Formula, federal, state or local funding.					
5. Establishing ongoing collaboration and supporting development of policies and procedures that facilitate expeditious transfer of records, transcripts, and other relevant educational information.					
6. Facilitating the coordination of post-secondary opportunities for youth by engaging with systems partners, including, but not limited to, child welfare transition planning and independent living services, community colleges or universities, career technical education, and workforce development providers.					
7. Developing strategies to prioritize the needs of foster youth in the community, using community-wide assessments that consider age group, geographical area, and identification of highest needs students based on academic needs and placement type.					

Coordinating Services	1	2	3	4	5
8. Engaging in the process of reviewing plan deliverables and of collecting and analyzing LEA and COE level outcome data for purposes of evaluating effectiveness of support services for foster youth and whether the investment in services contributes to improved educational outcomes for foster youth.					