

HR Dashboard

BELOW IS A SNAPSHOT OF HUMAN RESOURCES DEPARTMENT DATA
FOR

AUGUST 26, 2025- SEPTEMBER 29, 2025

OPEN & FILLED POSITIONS

POSTED POSITIONS: TOTAL 30

- ADMIN - 0
- PEA - 8
- PESPA - 12
- MISC. - 2
- OTHER - 1
- NUT SERVICES - 0
- EDRS/COACHES - 7

YEAR TO DATE: 90

FILLED POSITIONS: TOTAL 24

- ADM - 0
- PEA- 7
- PESPA- 8
- MISC - 2
- OTHER - 3
- NUTSERVICES - 2
- EDRS/COACHES - 2

YEAR TO DATE: 82

RESIGNATIONS & RETIREMENTS

RESIGNATIONS: TOTAL 7

- ACT 93 - 0
- PEA - 1
- PESPA - 5
- MISC. - 0
- OTHER - 0
- NUT SERVICES - 1

YEAR TO DATE: 31

RETIREMENTS: TOTAL 3

- ACT 93 - 1
- PEA- 1
- PESPA- 1
- MISC. -0
- OTHER - 0
- NUT SERVICES - 0

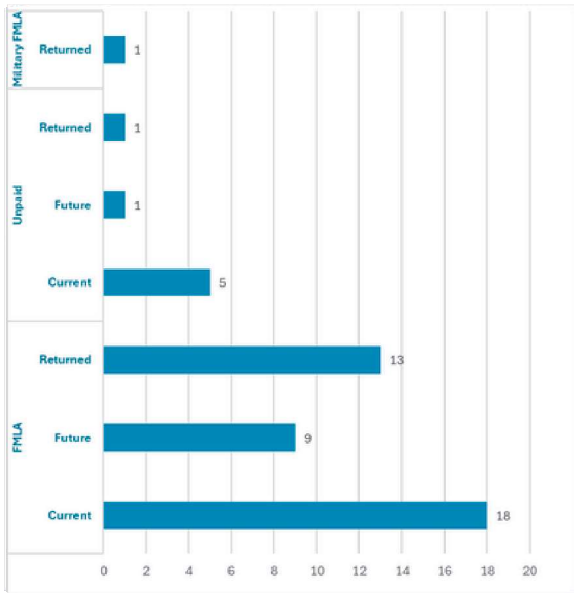
YEAR TO DATE: 8

TOTAL NUMBER OF PENNRIDGE EMPLOYEES ON PAYROLL: 1080

HR Dashboard

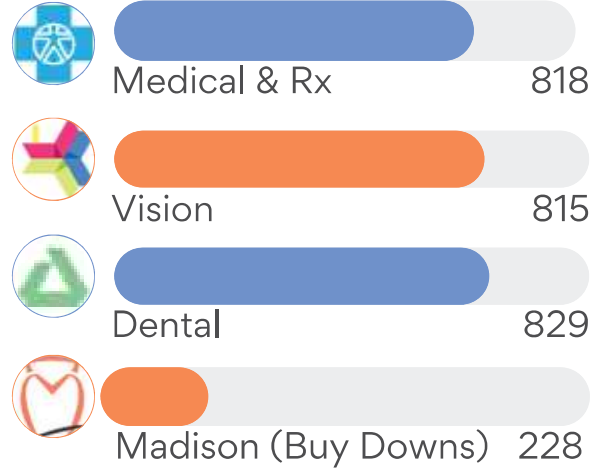
LEAVES OF ABSENCE

2025-2026



BENEFITS

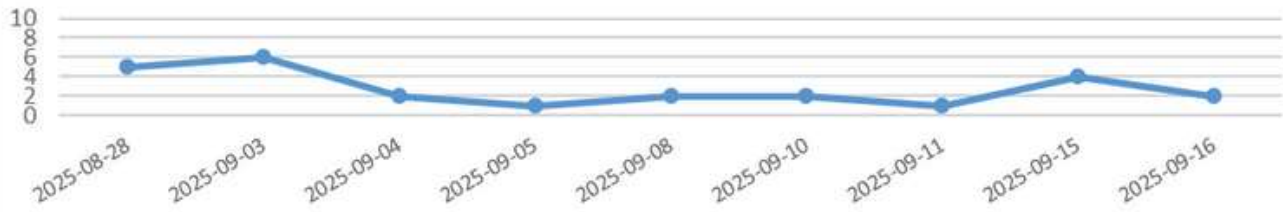
Employee Coverage



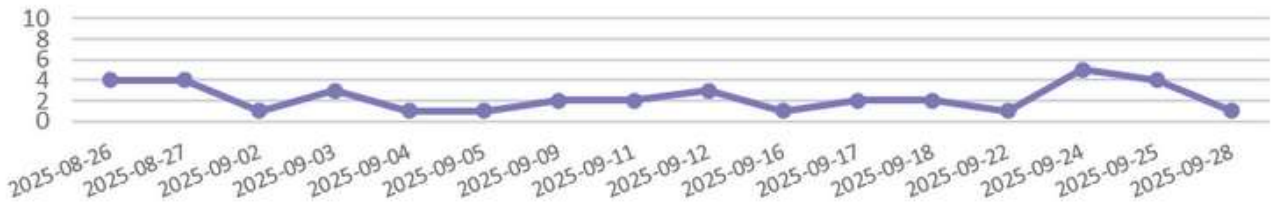
****Benefit Eligible Employees - 1047**

RECRUITING AND ONBOARDING

Candidates Interviewed Between 08/26/2025 and 09/29/2025



Jobs Posted Between 08/26/2025 and 09/29/2025



Employees Hired Between 08/26/2025 and 09/29/2025

