

The Flea 2.0: Breaking Through Your Limits

Welcome back, Year 10! Three years ago, we began a journey together exploring how to reach your full potential. Today, we revisit that message with new insights and fresh perspectives as you enter this crucial stage of your education.



The Flea Experiment



Do you remember the flea experiment we discussed in Year 7?

When placed in a jar with a lid, a flea will repeatedly jump, hitting the lid until it 'learns' not to jump so high. Even when the lid is removed, the flea continues jumping to the same limited height.

The question remains: What 'lids' are you allowing to remain in your life that might be limiting your potential?

The Invisible Limits We Accept

Self-Imposed Limitations

"I'm not good at maths" or "I'll never be able to understand this subject"

Past Failures

Allowing previous setbacks to define your future capabilities

Peer Pressure

When friends or classmates discourage academic effort or mock ambition

Fear of Judgement

Not raising your hand or sharing ideas because you worry what others might think

These 'lids' may seem real, but they exist primarily in our minds.



The Power of Mindset

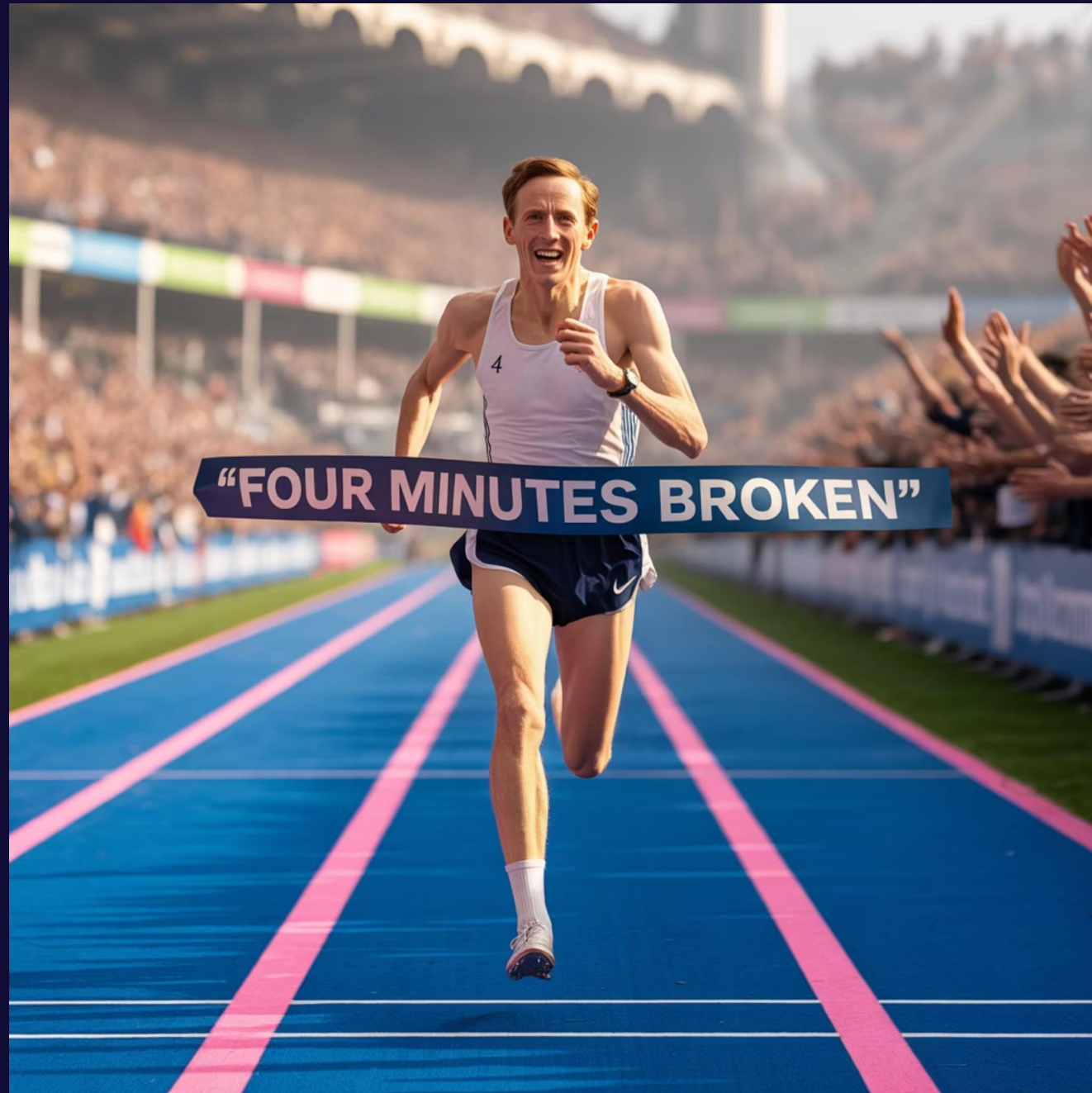
"Whether you think you can or you think you can't, you're right."

— Henry Ford

Research by Dr Carol Dweck shows that students with a growth mindset (believing abilities can be developed) significantly outperform those with a fixed mindset (believing abilities are static).

In Year 10, your mindset will be more crucial than ever as you approach your GCSEs.

Roger Bannister: Breaking the 4-Minute Mile



For decades, experts believed running a mile in under 4 minutes was physically impossible for humans.

On 6 May 1954, Roger Bannister proved them wrong, finishing in 3:59.4.

The most remarkable part? Within just 46 days, Australian John Landy broke Bannister's record. Within three years, 16 other runners had also broken the "impossible" barrier.

Once the "lid" was removed, others quickly followed.

The Science of Grit and Resilience



Challenge

Face difficult tasks that stretch your abilities



Struggle

Work through difficulties without giving up



Growth

Your brain forms new neural connections



Achievement

What once seemed impossible becomes possible

Watch this short video about developing grit and resilience:

Angela Duckworth: The Power of Passion and Perseverance

Your Support Network

School Resources

- Teachers
- Form tutors
- School counsellors
- Revision sessions

Online Resources

- Educational websites
- Subject forums
- Revision apps
- Video tutorials



Home Support

- Parents/guardians
- Siblings
- Extended family
- Quiet study space

Peer Support

- Study groups
- Supportive friends
- Positive influences
- Shared resources

Habits That Remove Your Lids

Consistent Daily Effort

Small actions compound over time. 20 minutes of focused study daily is better than 3 hours once a week.

Embracing Challenges

Seek out difficult problems rather than avoiding them. The struggle is where growth happens.

Reflection

Regularly assess what's working and what isn't. Adjust your approach accordingly.



Watch this video on building positive habits:

Real Stories: When the Lid Comes Off

J.K. Rowling

Rejected by 12 publishers before Harry Potter was accepted. Now worth over £500 million.

Stephen Hawking

Given 2 years to live at age 21, lived to 76 and became one of history's most brilliant physicists despite his physical limitations.

Malala Yousafzai

Survived being shot for advocating girls' education, became the youngest Nobel Prize laureate at age 17.

These individuals refused to accept the "lids" society placed on them. You can do the same.

 Remember: Your past does not determine your future. Year 10 is a fresh opportunity to redefine what's possible for you.


Your Turn: Target Setting Activity



Academic Targets

Example: "I will improve my Maths grade from a 5 to a 7 by attending weekly revision sessions and completing 30 minutes of practice problems daily."

What specific subject do you want to improve in? What exact actions will you take?



Skill Development

Example: "I will improve my public speaking by volunteering to present in class at least once per month."

What skill would benefit your future? How will you practice it regularly?



Personal Growth

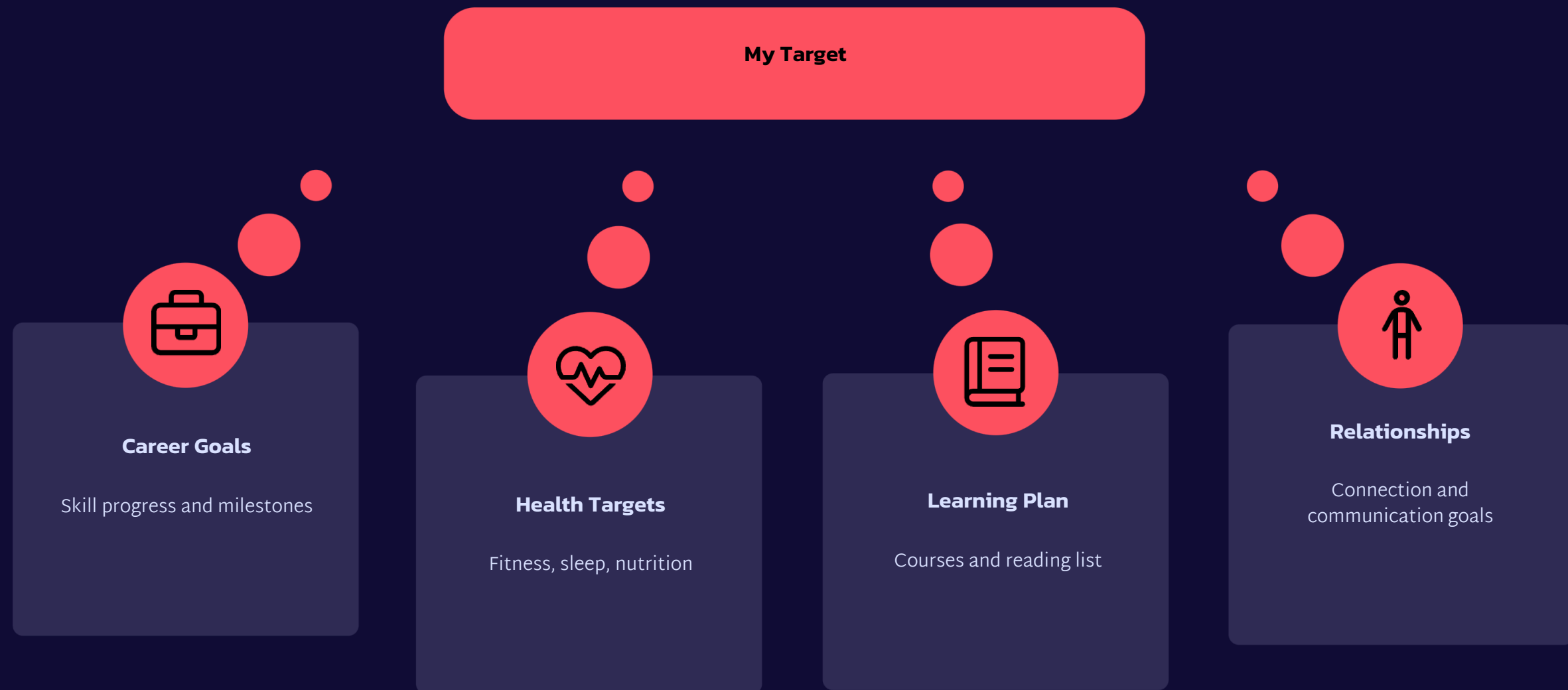
Example: "I will develop better time management by using a planner daily and reviewing my progress weekly."

What personal habit would most help you succeed? How will you build it?

Take five minutes now to write down your targets. We'll revisit these throughout the year to track your progress.

Unlocking Your Potential: Where Will You Begin?

Just like the flea, we sometimes limit ourselves without realising it. Now it's your turn to identify a 'lid' and choose a target(s) to remove it (them), setting yourself up for success in Year 10 and beyond.



Recognising Your Own 'Lids'

The first step to breaking through your limits is to identify them. Often, the 'lids' that hold us back are self-imposed or subtle beliefs we've unknowingly accepted.

Visible Behaviors

e.g., Not completing homework, avoiding asking questions, struggling with exams, attendance.

Immediate Actions

e.g., Procrastinating on tasks, giving up easily on challenging problems, not studying effectively.

Classroom Patterns

e.g., Consistent low grades in a subject, disengagement, lack of participation, lateness and disruptive conduct.

Underlying Beliefs

e.g., "I'm just not smart enough," "This subject is too hard for me," "My efforts won't make a difference."

Deep Lids

e.g., Fear of failure, fear of success, imposter syndrome, negative self-talk deeply ingrained.

Think about areas where you might be holding yourself back, even without realising it.

Your Breakthrough Plan: Setting Personal Targets

Now that you've identified potential 'lids' holding you back, it's time to turn awareness into action. This activity will help you set concrete targets to remove one of your personal 'lids' and pave your road to success.

How to Create Your Breakthrough Plan:

1. **Choose One Lid:** From the previous discussion, select one 'lid' that you want to focus on breaking.
2. **Set a SMART Target:** Define a Specific, Measurable, Achievable, Relevant, and Time-bound goal to address this lid.
3. **Outline Your Actions:** List the concrete, actionable steps you will take to achieve your target.

Template Example:

My Chosen Lid: "I procrastinate on homework because I feel overwhelmed."

My Breakthrough Target: "By next Friday, I will complete all my Maths homework before Thursday evening each week."

Actions to Achieve My Target:

- Break down large assignments into smaller, manageable chunks.
- Set a timer for 30-minute focused study sessions, followed by a 5-minute break.
- Start homework immediately after school, even if it's just for 15 minutes.
- Put away my phone and minimize distractions during study time.



Your journey to breaking through limits starts with a single step. Visualize your own road to success as you plan your breakthrough.