

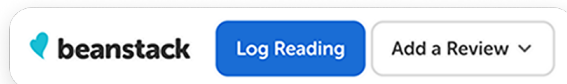
On the Web

Log In

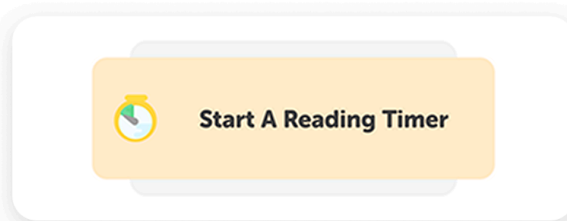
- Log in to your Beanstack account through Clever.
- Then, follow the steps below to log your reading, earn badges, compete against your friends, and more!

Log Your Reading

- Click 'Log Reading' at the top of the page.




- Start the reading timer OR click 'Log Minutes' to log your reading.




- Choose the date, title, number of minutes, and click log reading!
- When you finish the book, don't forget to select 'Finished.'

PRO TIP: Use the scanner

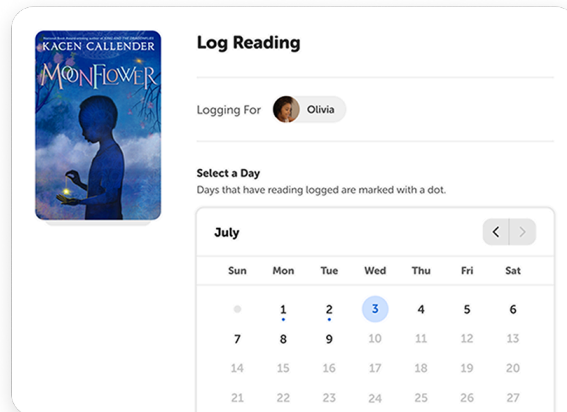
Click the  icon to scan the barcode on the back of your book!

Track Your Progress


- Click 'Reading Log' to see your reading activity.



- Log every day to build your reading streak!

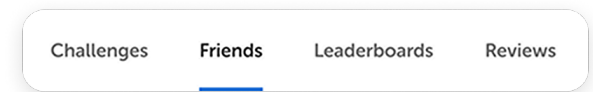


- Click on 'All Badges' to check out your reading achievements. YOU ROCK!

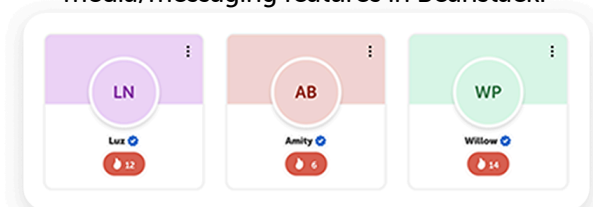


Connect and Compete with Friends

- Click the 'Friends' tab to check out what your friends are reading!



- To add a friend: Click 'Invite Friends' and type in their name.
- Already added friends? Click on a friend's name to see what they are reading and check their reading streak.
- Please note: There are no social media/messaging features in Beanstack.



PRO TIP

Check out the 'Leaderboards' tab for some fun, friendly competition with your friends!

What is Beanstack?

Beanstack is a digital reading motivation program that uses competition, recognition, and proven gamification principles to grow community reading culture. Parents can log in to their students' accounts at any time to see their progress!

Why are we using Beanstack instead of Book Towers this year?

With Beanstack reading challenges, students can pick their books, build a diverse reading log, hit big reading goals, and be rewarded for a job well done throughout the school year. At FSUS, elementary students track the books they read for practice and for enjoyment. The intent of the Beanstack challenge program is to encourage students to read books they enjoy on a **consistent** basis throughout the year.

Why are we tracking reading in minutes?

Research shows that a student who reads 20 minutes per day will be exposed to 1.8 million words per year and score in the 90th percentile on standardized tests. When students self-select the books they read, they become more deeply involved in the learning process, which fosters an interest in reading. We want students to build strong reading habits, which includes reading every day, even if they only have a few minutes.

What kind of accountability measures are included in Beanstack?

Book Talks with Benny (for grades 3-5) help educators verify reading logs and gauge student engagement - no quizzes needed. With chat-style conversations and insightful admin tools, Beanstack fosters trust, motivation, and meaningful accountability.

Incentives and The Benny Award

Every month, the class in each grade who has the highest average minutes per student will win the Benny Award trophy for a whole month. These classes will also be featured on the leaderboard in the FSUS Library. Students will earn digital badges in Beanstack for logging their minutes. They will also earn brag tags for completing challenges and reaching reading milestones.

FSUS Beanstack Challenges

Students can participate in multiple reading challenges at the same time. When students log their reading, the minutes count for all of the challenges. After you read a SSYRA Jr or SSYRA book, you need to select the specific book you read in the SSYRA challenge in order for it to count; the minutes will then apply to the other challenges too.

Monthly Challenges

There will be a new challenge every month. Students who complete these challenges will earn a brag tag for their keychain.

SSYRA Jr (K-2) & SSYRA (3-5) Challenge

To get credit for reading these books, you must log them through the specific challenge.

Donuts with the Director

Students who log 3000+ minutes by December 12 will attend a donut party with Dr. Small!

Ice Cream with the Principal

Students who log 6000+ minutes by April 30 will attend an ice cream party with Mrs. Wilkinson in May.

Any questions? Ask Ms. Underhill, FSUS Librarian, junderhill@fsu.edu

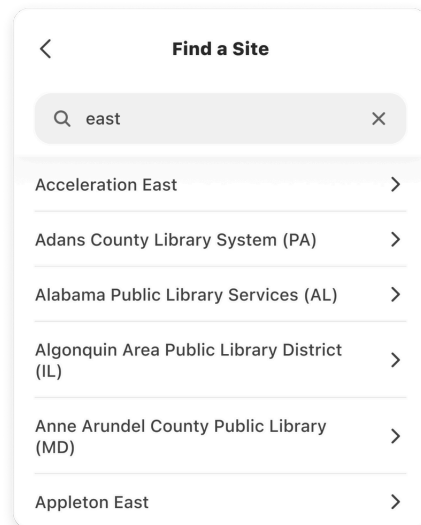
Download the
Beanstack app!



In the App

Log In

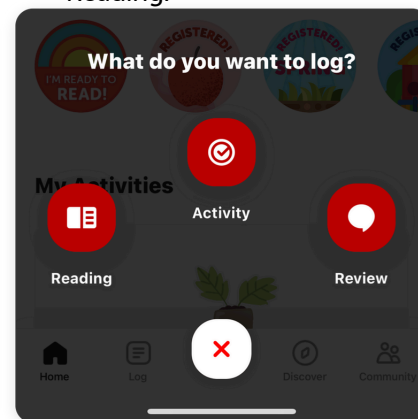
- To download the Beanstack app, visit the Apple App Store or Google Play Store and search for Beanstack.
- Open the app and click 'Find your school or library.' Find your school and follow the login instructions.



- Use the following steps to log your reading, earn badges, compete against your friends, and more!


Log Your Reading

- Click the plus sign at the bottom of the app and choose 'Reading.'



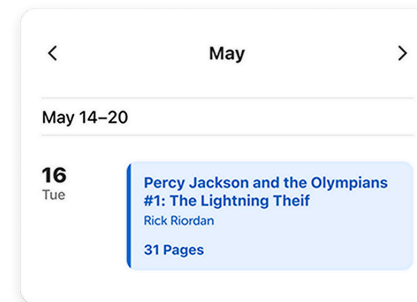
- Use the search bar to find your book title. Once you see your book, click on the book image and select 'Save.'
- Click 'Log Reading' to enter minutes read. Select 'Done' and celebrate your reading achievement!

PRO TIP: Use the scanner

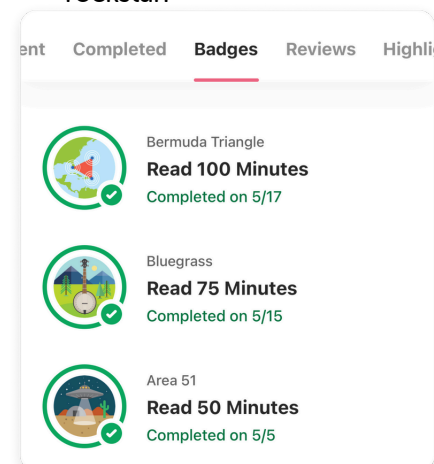
Click the  icon to scan the barcode on the back of your book!

Track Your Progress

- Click 'Log' to see your reading activity.

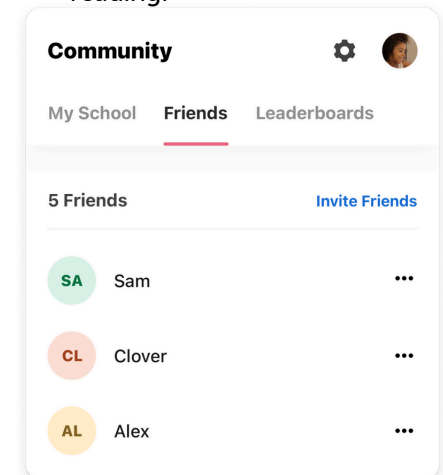


- Log every day to build your reading streak!
- Click on 'Badges' to check out your reading achievements. Keep it up, you reading rockstar!



Connect & Compete with Friends

- Click 'Community' to check out what your friends are reading!



- To add a friend: Click 'Invite Friend' and type in their name.
- Already added friends? Click on a friend's name to see what they are reading and check their reading streak.

PRO TIP

Check out the "Leaderboards" tab for some fun, friendly competition with your friends!