

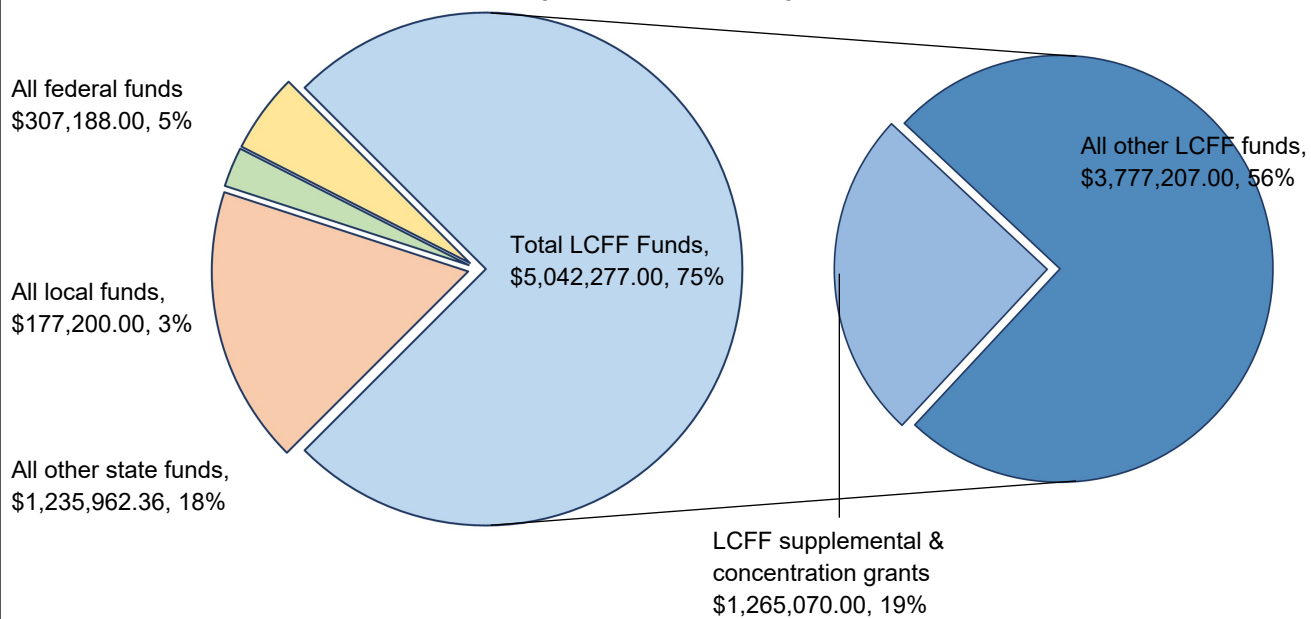
# LCFF Budget Overview for Parents

Local Education Agency (LEA) Name: Le Grand Union Elementary School District  
CDS Code: 24 65722 0000000  
School Year: 2025-26  
LEA contact information: Scott Borba, (209) 389-1040, sborba@lgeom.org

School districts receive funding from different sources: state funds under the Local Control Funding Formula (LCFF), other state funds, local funds, and federal funds. LCFF funds include a base level of funding for all LEAs and extra funding - called "supplemental and concentration" grants - to LEAs based on the enrollment of high needs students (foster youth, English learners, and low-income students).

## Budget Overview for the 2025-26 School Year

### Projected Revenue by Fund Source

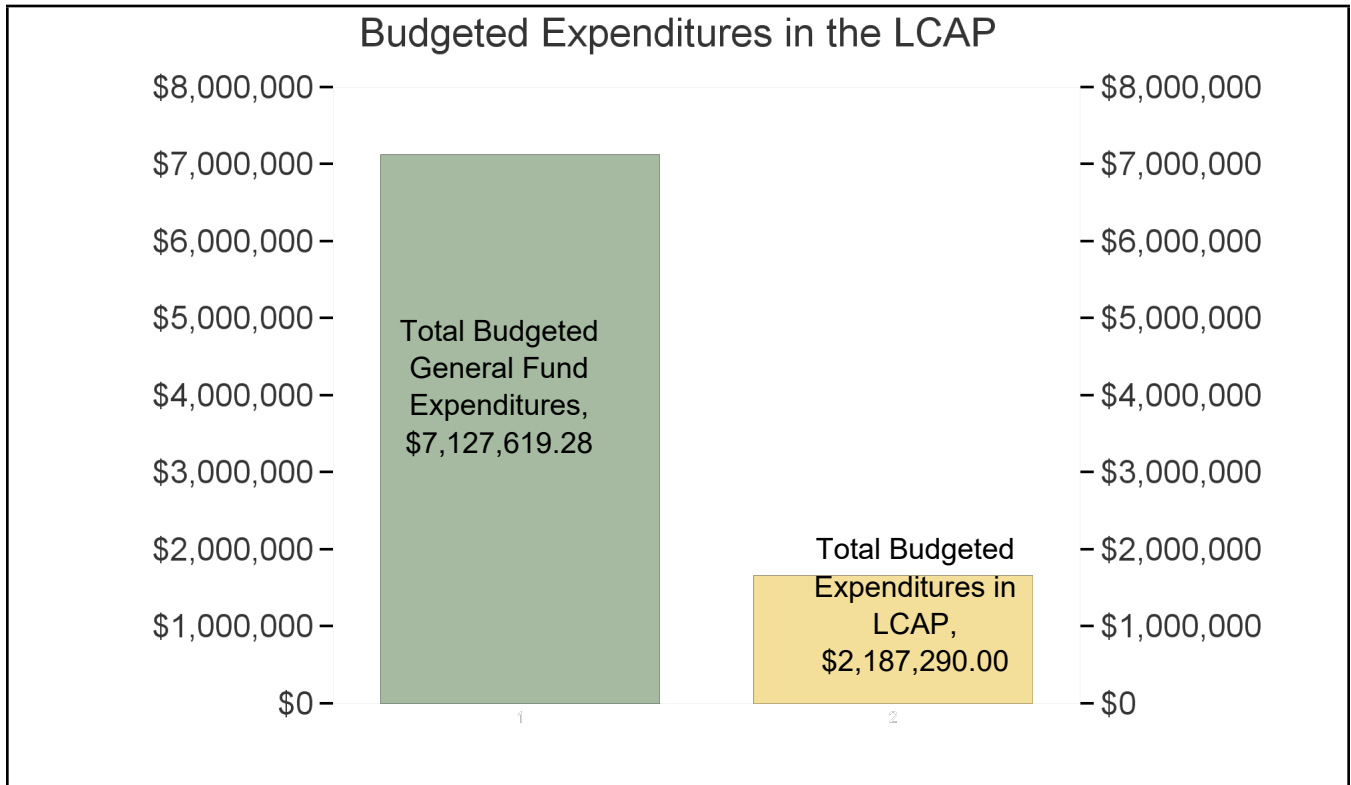


This chart shows the total general purpose revenue Le Grand Union Elementary School District expects to receive in the coming year from all sources.

The text description for the above chart is as follows: The total revenue projected for Le Grand Union Elementary School District is \$6,762,627.36 of which \$5,042,277.00 is Local Control Funding Formula (LCFF), \$1,235,962.36 is other state funds, \$177,200.00 is local funds, and \$307,188.00 is federal funds. Of the \$5,042,277.00 in LCFF Funds, \$1,265,070.00 is generated based on the enrollment of high needs students (foster youth, English learner, and low-income students).

# LCFF Budget Overview for Parents

The LCFF gives school districts more flexibility in deciding how to use state funds. In exchange, school districts must work with parents, educators, students, and the community to develop a Local Control and Accountability Plan (LCAP) that shows how they will use these funds to serve students.



This chart provides a quick summary of how much Le Grand Union Elementary School District plans to spend for 2025-26. It shows how much of the total is tied to planned actions and services in the LCAP.

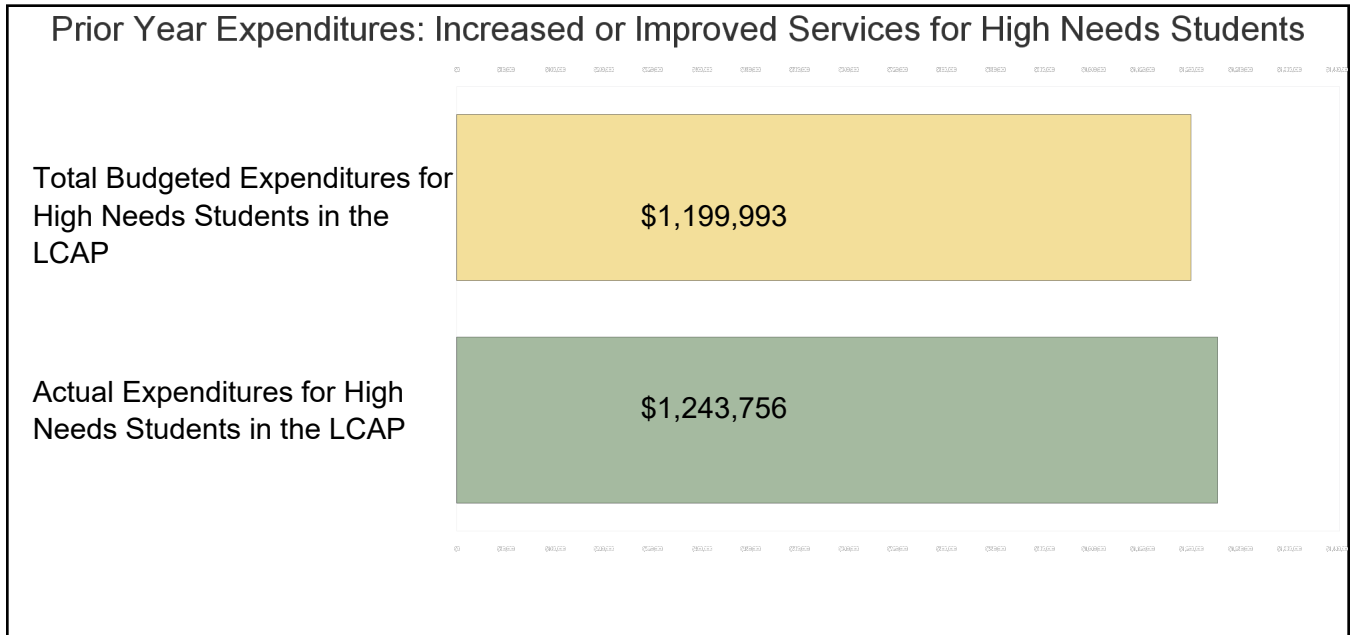
The text description for the above chart is as follows: Le Grand Union Elementary School District plans to spend \$7,127,619.28 for the 2025-26 school year. Of that amount, \$2,187,290.00 is tied to actions/services in the LCAP and \$4,940,329.28 is not included in the LCAP. The budgeted expenditures that are not included in the LCAP will be used for the following: general operating costs such as facilities, leasing, and some contracts with service providers as well as the majority of staff costs.

## Increased or Improved Services for High Needs Students in in the LCAP for the 2025-26 School Year

In 2025-26, Le Grand Union Elementary School District is projecting it will receive \$1,265,070.00 based on the enrollment of foster youth, English learner, and low-income students. Le Grand Union Elementary School District must describe how it intends to increase or improve services for high needs students in the LCAP. Le Grand Union Elementary School District plans to spend \$1,265,122.00 towards meeting this requirement, as described in the LCAP.

# LCFF Budget Overview for Parents

## Update on Increased or Improved Services for High Needs Students in 2024-25



This chart compares what Le Grand Union Elementary School District budgeted last year in the LCAP for actions and services that contribute to increasing or improving services for high needs students with what Le Grand Union Elementary School District estimates it has spent on actions and services that contribute to increasing or improving services for high needs students in the current year.

The text description of the above chart is as follows: In 2024-25, Le Grand Union Elementary School District's LCAP budgeted \$1,199,993.00 for planned actions to increase or improve services for high needs students. Le Grand Union Elementary School District actually spent \$1,243,756.00 for actions to increase or improve services for high needs students in 2024-25.

# Local Control Accountability Plan

The instructions for completing the Local Control and Accountability Plan (LCAP) follow the template.

Local Educational Agency (LEA) Name	Contact Name and Title	Email and Phone
Le Grand Union Elementary School District	Scott Borba Superintendent	sborba@lgelm.org (209) 389-1040

## Plan Summary [2025-26]

### General Information

A description of the LEA, its schools, and its students in grades transitional kindergarten-12, as applicable to the LEA.

The Le Grand Union Elementary School District is a elementary district in Merced county serving a rural community in grades TK-8. The current enrollment is 338 students of which 139 are ELs, 257 are socio-economically disadvantaged, 30 are white, 293 are hispanic, 27 are students with disabilities and the district has no foster youth. The district has 1 school.

As of the 2020 census, 81% of the population is Hispanic, 17% White and 2% other. 58.6% of the adults 25 and over have a high school diploma and 10.2% of that group have a bachelor degree or higher. The median family income in Le Grand is \$49,241 and per capita income is \$21,344.

LGUESD has been a leader in the education of English Learners. For example, LGE received a Golden Bell Award for their work with Math and EL students in 2019. In addition, LGUESD was one of the first districts in Merced County to go back to an in-person model of instruction In 2020-2021 and provided students with huge amounts of support throughout the pandemic. The district has an award-winning academic pentathlon team, competitive athletics, Chromebooks for every 2nd - 8th grade student, Junior Medical Academy; and a rigorous instructional program that prepares learners for college, careers, and life are just a few of the many opportunities provided to our scholars. At LGUESD more than 85% of faculty members have advanced degrees and teachers have an average of 12 years' experience. Partly based on these results, the superintendent was the 20-21 ACSA State Superintendent / Principal of the Year.

The LEA offers a comprehensive ELOP programs including the Viking Explorer program that includes: academic support, physical activity, and enrichment programs. The ELOP program also offers the Discovery Academy which opens the door for students to discover a wide range of skills and interests from visual and performing arts to technology.

### Reflections: Annual Performance

A reflection on annual performance based on a review of the California School Dashboard (Dashboard) and local data.

Highlights:  
The 2025-26 LCAP has the following goals as top priorities:

01 - Increase the ELA, Math, Science and Informational Literacy of all Le Grand Scholars.

03 - Create a safe, secure, and welcoming learning environment so Le Grand Scholars attend regularly and they and their families feel nurtured, engaged and connected to the school and with the staff.

To measure this progress the LCAP calls for the following expected outcomes:

17% - % on Chronic absenteeism rate (CA Dashboard, Status) ( Baseline: 24.1% )

80 - # on the *District School Climate Survey* overall index School Climate Rating ( Baseline: 79.6 )

The 20-21 outcome on Chronic Absenteeism was 13.2% and the 21-22 rate was 23.8%. One highlight is the need to improve this metric. The % of Le Grand Scholars making Progress towards English Proficiency in 21-22 was 42.3%.

The following actions are designed to assist in meeting the highlighted goals: 02.01, 03.01 and 03.07

- 02.01: Continue to staff an additional Intervention Specialist to provide small group support to the most at risk Le Grand Scholars and to continue to modify and expand the MTSS tiered intervention system's academic supports for all scholars in need of strategic or intensive academic.
- 03.01: Improve the attendance rate to reduce lost academic time by: a) Attendance and Student Study Team staff will meet monthly to review attendance data, identify chronic scholars, work with families to improve attendance and create referral process to SARB, and b) Review effectiveness and efficiency of SARB and make adjustments as needed. (LPLP)
- 03.07: Maintain repairs to facilities and security cameras. Ensure that the school has enough HVAC filters, disinfectant wipes, soap, hand sanitizer, etc and ensure that all surfaces and areas are regularly cleaned and maintained to prevent the spread of infectious disease. Replaced all air filters monthly.

The district took many actions designed to support the unduplicated student population including: Having multiple intervention specialists that provide tiered academic support to scholars in need of intensive or strategic academic interventions. LGUESD also provided a robust summer school program at the end of the 22-23 school year; as well as, ensuring that teachers meet as Professional Learning Communities every other Wednesday for grade level meetings.

The LEA is most proud of the progress on the following CAASPP data as well as the following state and local indicators on the 2024 (24-25) Dashboard.

97.9% - % on the *Facilities Inspection Tool* overall rating ( baseline = 100% ) Data Source: Local-FIT

75.0% - % on the *District Parent Survey* agreeing that district seeks parent input ( Item 24 ) ( baseline = 76% ) Data Source: ESE Parent Survey

95.0% - School attendance rate ( baseline = 95.3% ) Data Source: Local-3rd Qtr Last Day

90% - % of educational partners that perceive school as safe or very safe ( weighted equally by certificated staff, classified staff, students and parents ) ( baseline = 88.7% ) Data Source: ESE Climate Survey

The LEA has included the following actions in the LCAP to assist in maintaining and building upon this progress: 01.10, 03.01, 03.04 and 03.07. These actions will improve the attendance rate to reduce lost academic time and staff an ELO Coordinator / Parent Liaison.

#### Instances of Lowest Performance on CA Dashboard:

LEA:

The following state indicators were in the Lowest Performance Band overall or for at least one student group on the 2023 (22-23) CA Dashboard ( the baseline year for this LCAP ).

- % on Chronic absenteeism rate (CA Dashboard, Status) - English Learners, Hispanic and Socioeconomically Disadvantaged

The LEA has included the following actions in the LCAP to improve performance on these indicators: 03.01. These actions will improve the attendance rate to reduce lost academic time.

*Schools:*

The following state indicators were in the Lowest Performance Band overall or for at least one school on the 2023 (22-23) CA Dashboard.

24.1% - % on Chronic absenteeism rate (CA Dashboard, Status) - LGES

The LEA has included the following actions in the LCAP to improve performance on these indicators at these schools: 03.01 These actions will improve the attendance rate to reduce lost academic time.

*Student Groups within Schools:*

The following schools had indicators on the 2023 (22-23) CA Dashboard at the Lowest Performance Band overall or for at least one student group.

*LGES:*

- % on Chronic absenteeism rate (CA Dashboard, Status) - English Learners, Hispanic and Socioeconomically Disadvantaged

The LEA has included the following actions in the LCAP to improve performance on these indicators: 03.01 These actions will improve the attendance rate to reduce lost academic time.

*LREBG:*

LGUESD will have \$100,000 in LREBG funds carryover to the 25-26 school year. The LEA conducted a needs assessment with educational partners using qualitative feedback and quantitative analysis. The needs assessment determined that the greatest need was to increase academic proficiency in reading, writing, and math. The LREBG action is 02.02, Increasing Instructional time and Activities. This action will provide after school tutorials with enrichment activities and individualized support aimed at improving academic proficiency in ELA and math. It will be measured by monitoring metrics 4.A.1 and 4.A.2, the % meeting standard on CAASPP ELA and Math. This action is aligned to section 32526(c)(2)(B)iv of the Ed Code, which states that these funds may be used for *(B) Accelerating progress to close learning gaps through the implementation, expansion, or enhancement of evidence-based learning supports, such as: (iv) Supporting expanded learning opportunity program services pursuant to Section 46120.* The programs used in this expanded learning are designed to support greater connectedness with the school and enhance performance on ELA and Math CAASPP.

## Reflections: Technical Assistance

As applicable, a summary of the work underway as part of technical assistance.

N/A

## Comprehensive Support and Improvement

An LEA with a school or schools eligible for comprehensive support and improvement must respond to the following prompts.

### Schools Identified

A list of the schools in the LEA that are eligible for comprehensive support and improvement.

The school was not identified for CSI.

### Support for Identified Schools

A description of how the LEA has or will support its eligible schools in developing comprehensive support and improvement plans.

The school was not identified for CSI.

### Monitoring and Evaluating Effectiveness

A description of how the LEA will monitor and evaluate the plan to support student and school improvement.

The school was not identified for CSI.

# Engaging Educational Partners

A summary of the process used to engage educational partners in the development of the LCAP.

School districts and county offices of education must, at a minimum, consult with teachers, principals, administrators, other school personnel, local bargaining units, parents, and students in the development of the LCAP.

School districts and county offices of education must, at a minimum, consult with teachers, principals, administrators, other school personnel, local bargaining units, parents, and students in the development of the LCAP.

An LEA receiving Equity Multiplier funds must also consult with educational partners at schools generating Equity Multiplier funds in the development of the LCAP, specifically, in the development of the required focus goal for each applicable school.

Educational Partners	Process for Engagement
Administration	<p>The LGUESD administration team met to discuss both current year and next year's LCFF, LCAP, and progress towards completion of LCAP Actions on 2/6/2025 and 3/6/2025. During these meetings the admin team discussed all five sections of the LCAP and how all goals and the eight state priorities are covered by various actions in the plan. The group specifically discussed progress on last year's LCAP (Annual Update) and began initial planning for the coming year's LCAP.</p> <p>Administration input into the LCAP was informed by the following factors: discussions with teachers, classroom observations, daily professional experiences, professional judgment, and student achievement data.</p>
Certificated	<p>LGUESD conducted a focus group with all teachers including certificated staff local bargaining unit members 2/3/2025. During the focus group a facilitator reviewed: the LCFF, the LCAP's purpose, the eight state priorities, the district's current LCAP including the district's goals, metric data, and key actions. Once the review was complete the focus group was broken into small groups. Each group was tasked with identifying traits that they want students to acquire, and actions that the district could take that would assist students in developing these traits. The groups then wrote the student traits and supporting actions on "digital" posters. These posters were then shared out with the rest of the group. After the focus group meeting the traits and actions on the posters were then aggregated and used to modify the district's goals as well as identify new and continued actions for the LCAP. The results can be found in the 2nd response section of this educational partner engagement section of the LCAP. An identical focus group process was used for the classified staff, student and parent / community educational partner groups.</p>
Classified	<p>LGUESD conducted a focus group with the non certificated staff on 2/3/2025. The LEA does not have a classified staff bargaining unit.</p>
Student	<p>LGUESD conducted a focus group with the student educational partner group on 2/3/2025.</p>
Parent / Community	<p>LGUESD conducted a focus group with the parent / community educational partner group on 2/11/2025.</p>

Educational Partners	Process for Engagement
LCAP Committee	<p>LGUESD 's LCAP Committee met on 3/11/2025 and 4/8/2025. The committee consists of certificated, classified staff, parents of: low income students, English learners, and students with special needs. The committee also has two students. This body serves as the district's Parent Advisory Committee. During this meeting the committee reviewed the purpose of the LCAP and the eight state priorities. Once these topics were covered the committee began a review of both the progress on the current LCAP (Annual Update), and the coming year's Draft LCAP. All five sections of the Draft LCAP were reviewed. The committee members were asked for any concerns about or comments to the draft. The members were also asked if anyone wanted to submit written questions to be answered by the superintendent.</p>
DELAC	<p>LGUESD 's DELAC met on 3/11/2025 and 4/8/2025. During this meeting the DELAC reviewed the purpose of the LCAP and the eight state priorities. A process similar to that used with the LCAP Committee meetings was followed in the DELAC meetings.</p>
Public Posting	<p>The Draft LCAP was posted on LGUESD's website for review on 5/3/2025.</p>
Annual Update Committee	<p>A group of certificated staff, classified staff, parents, and students served as the primary group used to conduct the Annual Update. This group consisted of parents of; low income students, english learners, and students with disabilities along with certificated and classified bargaining unit members, administrators, and students. This committee met on 3/3/2025 to review the progress made on the previous LCAP. The committee was tasked with determining the percentage of each action that had been completed along with creating a brief narrative describing the progress made on each action. To facilitate the process the committee was briefed on the state purposes and guidelines for LCFF and LCAP, as well as the district's current year LCAP. Participants were given a very brief overview of the metrics that are used to measure LCAP progress.</p>
SELPA	<p>On 5/9/2025 the LGUESD administration and LCAP team met with representatives of the SELPA to discuss the coming year's LCAP and how the LCAP might support the Special Education program.</p>

**Feedback:**

The board gave input that they were pleased with the focus and direction of the LCAP and encouraged the district to effectively implement the plan. The board held a Public Hearing on 6/10/2025 and adopted the final version of the LCAP on 6/24/2025.

The administration team's feedback was primarily to discuss how to implement the LCAP and what specific priorities from the various educational partner groups were more readily achievable and based on this to provide a direction for the goals and actions within the LCAP.

The certificated staff focus group listed the following five traits and actions that they would like students to develop as top priorities.

**Traits:**

- 13% - Problem Solvers
- 08% - Academically Proficient (Reading, Writing, Math)
- 08% - Emotionally Healthy (compassionate / empathetic)
- 06% - Communicators (Active listener, articulate speaker)
- 06% - Critical Thinker (Analytical, Independent)

**Actions:**

- 09% - Increase the academic rigor.
- 07% - Implement/continue learning lab, intervention, differentiation.
- 05% - Provide ethics instruction to students.
- 05% - Initiate/continue book clubs, book talks.
- 05% - Provide more opportunities for community service projects.

The classified staff focus group listed the following five traits and actions that they would like students to develop as top priorities.

**Traits:**

- 13% - Academically Proficient (Reading, Writing, Math)
- 13% - Communicators (Active listener, articulate speaker)
- 13% - Organized (time-management, note-taking, etc.)
- 13% - Problem Solvers
- 13% - Self-Aware

**Actions:**

- 09% - Implement/continue MTSS
- 09% - Provide ethics instruction to students.
- 09% - Provide more opportunities for community service projects.
- 09% - Implement/continue a debate team.
- 09% - Provide a school psychologist.

The student focus group listed the following five traits and actions that they would like students to develop as top priorities.

**Traits:**

- 13% - Organized (time-management, note-taking, etc.)

A description of how the adopted LCAP was influenced by the feedback provided by educational partners.

- 13% - Problem Solvers
- 09% - Responsible
- 06% - Academically Proficient (Reading, Writing, Math)
- 06% - College / Career Ready

Actions:

- 10% - Teach organization and responsibility through senior portfolio, community service projects, interactive notebooks, etc.
- 10% - Provide planners to all students.
- 05% - Provide/increase student access to coding lessons.
- 05% - Increase the number of books in the library
- 05% - Continue to support P.E.

The parent / community focus group listed the following five traits and actions that they would like students to develop as top priorities.

Traits:

- 13% - Academically Proficient (Reading, Writing, Math)
- 08% - Emotionally Healthy (compassionate / empathetic)
- 08% - Self-Aware
- 08% - Socially Responsible
- 08% - Technologically Proficient

Actions:

- 09% - Provide instruction on responsible technology use.
- 09% - Teach organization and responsibility through senior portfolio, community service projects, interactive notebooks, etc.
- 06% - Provide ethics instruction to students.
- 06% - Initiate/continue book clubs, book talks.
- 06% - Implement/continue the Dual Language Academy.

The LCAP Committee is serving as the advisory body to the superintendent with regards to edit and revisions of the LCAP. Any suggestions given by this committee were taken under advisement and if possible were incorporated into the Final LCAP.

The DELAC had several questions which were answered and a few comments for the plan. Any suggestions given by the DELAC were taken under advisement and if possible were incorporated into the Final LCAP.

The LCAP Annual Update Committee provided information on the progress, successes and challenges of the previous year's plans. While this committee did not provide specific feedback regarding the coming years' LCAP, the information from this group was used by administration and the LCAP Committee to inform the goals and actions in the LCAP. Feedback from this meeting can be found in the Annual Update Section of this LCAP.

The feedback from the SELPA was to provide some actions items in the LCAP that relate to the Special Education program as well as to briefly describe the program in the introductory section of the plan.

**Influence:**

LGUESD values the significant role that all educational partners played in contributing to the development of this LCAP. The process used for educational partner engagement is reflective of LGUESD's commitment to all members of the school community. The input of educational partners was essential in the review of data and especially in soliciting ideas regarding the future direction of the district including goals and actions for the LCAP as well as which metrics to focus on for measuring success. The following traits and actions were cited repeatedly by multiple educational partner groups signaling the importance attached to these and the desire to see these reflected in the LCAP.

**Traits:**

- 11% - Problem Solvers
- 9% - Academically Proficient (Reading, Writing, Math)
- 7% - Organized (time-management, note-taking, etc.)
- 6% - Socially Responsible
- 5% - Critical Thinker (Analytical, Independent)

The traits Problem Solvers helped to inform the development of goal 02. The traits Academically Proficient (Reading, Writing, Math) helped to inform the development of goal 01. These two goals are:

02: Increase the proficiency of 21st Century skills (creativity, collaboration, critical thinking, and communication) for all Le Grand Scholars so they are Scholars prepared for college and/or career and to solve today's complex problems.

01: Increase the ELA, Math, Science and Informational Literacy of all Le Grand Scholars.

**Actions:**

- 5% - Teach organization and responsibility through senior portfolio, community service projects, interactive notebooks, etc.
- 3% - Increase the academic rigor.
- 3% - Provide more opportunities for community service projects.
- 3% - Provide planners to all students.
- 2% - Implement/continue learning lab, intervention, differentiation.

The suggested actions listed above helped to inform the development of the following actions within the LCAP.

01.04: Provide increased support to students in ELA, ELD, and Math with a support teacher and an instructional assistant for small group intervention 183 days and/or additional intervention services after school.

02.01: Continue to staff an additional Intervention Specialist to provide small group support to the most at risk Le Grand Scholars and to continue to modify and expand the MTSS tiered intervention system's academic supports for all scholars in need of strategic or intensive academic.

02.06: Increase access for EL, LI, and FY scholars to technology hardware and/or research-based software designed to increase academic achievement.

# Goals and Actions

## Goal

Goal #	Description	Type of Goal
01	Increase the ELA, Math, Science and Informational Literacy of all Le Grand Scholars.	Broad

State Priorities addressed by this goal.

- 1: Basics
- 2: State Standards
- 4: Pupil Achievement
- 8: Other Pupil Outcomes

An explanation of why the LEA has developed this goal.

Analysis of metric 4.A.1: % meeting standard on CAASPP ELA - 29.7% ( 21-22 ) to 35.6% ( 22-23 ) to 33.0% ( 23-24 ) and metric 4.A.2: % meeting standard on CAASPP Math - 14.2% ( 21-22 ) to 22.3% ( 22-23 ) to 18.6% ( 23-24 ) shows that the outcome of this goal was maintained at a moderate level on the key indicators for this goal. Educational partner focus groups showed that having students be academically proficient in reading, writing and math was a top priority for a majority of educational partner groups. We plan to improve RLA and Math skills performance by closely monitoring metrics 4.A.1 - CAASPP ELA and metrics 4.A.2 - CAASPP Math.

## Measuring and Reporting Results

Metric #	Metric	Baseline	Year 1 Outcome	Year 2 Outcome	Target for year 3 Outcome	Current Difference from Baseline
01.01	1.A: Maintain the % of teachers who are appropriately assigned and fully credentialed in the subject area and for the pupils they are teaching at ( BL Yr: 22-23 )	94.1%	77.8% (23-24)		100%	-16.3%
01.02	1.B.1: Maintain the % of students with CA State Standards aligned core curriculum at ( BL Yr: 22-23 )	100%	100% (23-24)		100%	0%
01.03	1.B.2: Maintain the % of ELs with CA State Standards aligned ELD curriculum at ( BL Yr: 22-23 )	100%	100% (23-24)		100%	0%
01.04	2.A: Maintain the % implementation of CA State Standards for all	97%	92.6%		90%	-4.4%

	students above ( BL Yr: 23-24 )		(24-25)			
01.05	2.B: Maintain the % implementation of SBE adopted ELD standards for all ELs above ( BL Yr: 23-24 )	95%	78.6% (24-25)		90%	-16.4%
01.06	4.A.1: Increase the % meeting standard on CAASPP ELA to ( BL Yr: 22-23 )	35.6%	33.0% (23-24)		40%	-2.6%
01.08	4.A.2: Increase the % meeting standard on CAASPP Math to ( BL Yr: 22-23 )	22.3%	18.6% (23-24)		30%	-3.7%
01.10	4.E: Increase the % of ELs reclassified (Reclassification Rate) to ( BL Yr: 22-23 )	4.7%	4.5% (23-24)		15%	-.2%
01.11	4.D: Maintain the % of English Learner Progress (CA Dashboard, Status) above ( BL Yr: 22-23 )	61.7%	46.4% (23-24)		55%	-15.3%
01.12	8.A: Increase the % of students completing 2 formative local assessments to ( BL Yr: 23-24 )	99%	98.0% (24-25)		100%	-1%
01.13	4.A.3: % meeting standard on CA Science Test ( CAST ) ( BL Yr: 22-23 )	10.7%	22.0% (23-24)			11.3%

## Goal Analysis for 2024-25

An analysis of how this goal was carried out in the previous year.

A description of overall implementation, including any substantive differences in planned actions and actual implementation of these actions, and any relevant challenges and successes experienced with implementation.

The following are some of the actions that had particular substantive differences, successes and/or challenges. First is a list of actions with substantive difference, then a list of actions with successes and after that a list of actions with challenges. The action number is listed with the Action Title and the success or challenge is written in italics.

### Substantive Differences:

There were no actions in this goal with substantive differences.

### Successes:

01.01: Core instructional materials - *We receive reading and math consumables each year and are provided with items that need replacement. Studies Weekly and Scholastic News are supplemented with our curriculum.*

01.04: Increased support in ELA, ELD, and Math - *Each grade is given designated (45 mins.) W.I.N time (What I Need). Students meet in small group and work on content that is what they need in math or language arts. Teachers also do additional small groups in the afternoon and have tutoring after school to help student succeed.*

01.07: Teacher training on formative assessments - *NWEA and CAASPP assessments are used consistently throughout the year.*

01.08: Instructional aides - *Aides are present in the classrooms: 1st grade for 2 hours, 2nd grade for an hour and 30 minutes, 3rd grade for an hour and 30 minutes.*

*Aides are also present during breaks and lunch.*

01.10: Special Ed Teacher / Coordinator - *Ms. Flores has deep knowledge of the special ed program and what needs to happen for it to be successful.*

Challenges:

01.08: Instructional aides - *Aides are not able to be present throughout the entire school day.*

An explanation of material differences between Budgeted Expenditures and Estimated Actual Expenditures and/or Planned Percentages of Improved Services and Estimated Actual Percentages of Improved Services.

No actions in this goal had significant differences between the budgeted and the actual expenditures:

A description of the effectiveness or ineffectiveness of the specific actions to date in making progress toward the goal.

The following metrics have been selected to show how the district is progressing towards achievement of this goal.

4.A.1 - % meeting standard on CAASPP ELA - ( BL - 35.6% '23-24' - 33.0% Target - 40% )

4.A.2 - % meeting standard on CAASPP Math - ( BL - 22.3% '23-24' - 18.6% Target - 30% )

Below is a list of actions that educational partners found were contributing to achieving the stated goal and improving the metrics listed above. The action is followed by a brief description of the action's effectiveness in italics.

01.01: Core instructional materials - *Progress was effective due to data collected from district assessments such as MAP Tests and State Testing. Evidence of effectiveness: Metric 1.B.1: % of students with CA State Standards aligned core curriculum went from 100% ( 22-23 ) to 100% ( 23-24 ).*

01.09: Instructional Aides in Special Ed - *This action has been effective in supporting SPED students for the 2024-25 school year. Students work one-on-one with a qualified teacher/aid that creates individual learning plans that adhere to their IEP goals. Evidence of effectiveness:*

01.10: Special Ed Teacher / Coordinator - *This action has been effective in making progress and continuing to support IEPs and special education. Evidence of effectiveness:*

Below is a list of actions that educational partners found were not effectively contributing to achieving the stated goal and improving the metrics listed above during the current year. The action is followed by a brief description of the action's effectiveness in italics.

01.06: Professional development - *Due to continued ELD integration in PD these strategies remain a priority and integral part of the classroom environment. Evidence of effectiveness: Metric 4.A.2: % meeting standard on CAASPP Math went from 22.3% ( 22-23 ) to 18.6% ( 23-24 ).*

A description of any changes made to the planned goal, metrics, target outcomes, or actions for the coming year that resulted from reflections on prior practice.

This goal remains unchanged in the 2025-26 LCAP.

No metrics in this goal were added as new or deleted in the 2025-26 LCAP.

The following are lists of actions that were added, deleted, modified, deleted and combined, or completed in the 2025-26 LCAP.

- 01.08: (Modified Wording) - Instructional aides:

24-25: Provide instructional aides in K-3 to provide additional support for differentiated instruction in order to meet the Language Arts and Math needs of unduplicated students and to provide additional instructional aides to supervise scholars during breaks and lunch

Modified to read

25-26: Provide instructional aides in TK-6 to provide additional support for differentiated instruction in order to meet the Language Arts and Math needs of unduplicated students and to provide additional instructional aides to supervise scholars during breaks and lunch

- 01.11: (New Action) - Class-size Reduction:

Continue to staff an additional teacher at the middle school grades with a teacher that is appropriately assigned and fully credentialed to reduce the class sizes in the middle school to around 20 allowing greater support for unduplicated students.

**A report of the Total Estimated Actual Expenditures for last year's actions may be found in the Annual Update Table. A report of the Estimated Actual Percentages of Improved Services for last year's actions may be found in the Contributing Actions Annual Update Table.**

## Actions

Action #	Title	Description	Total Funds	Contributing
01.01	Core instructional materials	01.01: Purchase and replace core instructional materials, where needed, with SBE approved curriculum that is aligned to SBE calendars for all Le Grand Scholars with particular emphasis placed on ensuring the most up to date ELD programs for the EL and LTEL scholars.	\$15,000.00	No

01.02	Teacher training in instructional strategies	01.02: Train teachers on research based strategies to meet the rigor of CA State Standards and the CA ELD Framework that are effective to meet the needs of scholars in the three student groups that perform the lowest. Activities include: Extended days for staff development; use of Instructional Rounds process to refine strategies that are effective for EL's, LTEL's and underperforming students; release teachers by grade level for internal rounds with a focus on research based strategies that are effective for students in the three student groups that perform the lowest.	\$17,000.00	No
01.03	School- wide PLC time	01.03: Use early release days for school- wide PLCs and to plan and analyze unduplicated student achievement data, best practices in instruction, and the use of intervention time.	\$39,000.00	Yes
01.04	Increased support in ELA, ELD, and Math	01.04: Provide increased support to students in ELA, ELD, and Math with a support teacher and an instructional assistant for small group intervention 183 days and/or additional intervention services after school.	\$144,675.00	Yes
01.05	TK-1 Assessment	01.05: Purchase ESGI assessment tool for TK-1st grade in order to identify learning loss and/or learning deficiencies and support targeted instruction during distance learning.	\$2,000.00	No
01.06	Professional development	01.06: Provide professional development in integrated ELD, instructional strategies, PLCs, lesson study, and other strategies that improve learning for scholars with the highest needs through on-site training, coaching, and/or workshops and conferences. Additionally, provide training for all staff, including special ed staff, that supports the development of technology leads in the area of effective technology integration methods with the goal of redefining instruction through a blended learning model. (SEP)	\$52,488.00	Yes
01.07	Teacher training on formative assessments	01.07: Develop and train staff to use formative ELA and Math assessments to identify students that have intensive needs including students with IEPs, by developing and purchasing formative assessments or intensive intervention. NWEA Assessments and Diagnostic including staff development. (SEP)	\$11,440.00	No
01.08	Instructional aides	01.08: Provide instructional aides in TK-6 to provide additional support for differentiated instruction in order to meet the Language Arts and Math needs of unduplicated students and to provide additional instructional aides to supervise scholars during breaks and lunch ( 13 FTE @ \$31,930 / FTE )	\$415,090.00	Yes

01.09	Instructional aides in Special Ed	01.09: Staff all appropriate instructional support positions for the Special Ed program to provide additional support for unduplicated students in the special ed program. ( 2 FTE @ \$31,930 / FTE ) (SEP)	\$63,860.00	Yes
01.10	Special Ed Teacher / Coordinator	01.10: Staff a Special Ed Teacher / Coordinator to oversee the district special education program and to assist RSP with a particular focus on assisting unduplicated students with those IEPs. ( 1 FTE @ \$114,247 / FTE ) (SEP)	\$114,248.00	No
01.11	Class-size Reduction	01.11: Continue to staff an additional teacher at the middle school grades with a teacher that is appropriately assigned and fully credentialed to reduce the class sizes in the middle school to around 20 allowing greater support for unduplicated students. ( 1 FTE @ \$114,247 / FTE )	\$114,248.00	No

# Goal

Goal #	Description	Type of Goal
02	Increase the proficiency of 21st Century skills (creativity, collaboration, critical thinking, and communication) for all Le Grand Scholars so they are Scholars prepared for college and/or career and to solve today's complex problems.	Broad

State Priorities addressed by this goal.

7: Broad Course of Study

An explanation of why the LEA has developed this goal.

Analysis of metric 7.A: % of students enrolled in required courses of study - 100% ( 22-23 ) to 100% ( 23-24 ) to 100% ( 24-25 ) and shows that the outcome of this goal was maintained at a high level on the key indicators for this goal. Educational partner focus groups showed that having students be problem solvers and critical thinkers were top priorities for a majority of educational partner groups. LGUESD plans to continue to ensure that 100% of students are enrolled in required courses of study and receive a broad course of study.

## Measuring and Reporting Results

Metric #	Metric	Baseline	Year 1 Outcome	Year 2 Outcome	Target for year 3 Outcome	Current Difference from Baseline
02.01	7.A: Maintain the % of students enrolled in required courses of study at ( BL Yr: 23-24 )	100%	100% (24-25)		100%	0%
02.02	7.B: Increase the # of instances each unduplicated student participates in programs or services for UDS ( per UDS average ) to ( BL Yr: 23-24 )	2.4	2.5 (24-25)		2.5	.1
02.03	7.C: Maintain the # of instances each exceptional needs student participates in programs or services for ENS ( per ENS average ) above ( BL Yr: 23-24 )	4.2	5.0 (24-25)		3.0	.8

## Goal Analysis for 2024-25

An analysis of how this goal was carried out in the previous year.

A description of overall implementation, including any substantive differences in planned actions and actual implementation of these actions, and any relevant challenges and successes experienced with implementation.

The following are some of the actions that had particular substantive differences, successes and/or challenges. First is a list of actions with substantive difference, then a list of actions with successes and after that a list of actions with challenges. The action number is listed with the Action Title and the success or challenge is written in italics.

Substantive Differences:

02.07: Music Program - *The action was not started.*

Successes:

02.02: ASES and ELOP Activities - *This action has been successful because scholars are excited for the different variety of clubs offered to scholars. All grade levels have access to clubs.*

02.03: Technology Support - *The Tech Specialist is consistently on-site and is available to staff and students quickly and effectively. He keeps our technology running and supporting student learning.*

02.05: Comprehensive instructional program - *Students are able to participate in Robotics, coding, and STEM via our fall Robotics team and instruction STEM on the classroom and in the Library with the qualified librarian.*

02.06: Increased technology access - *EL, LI, and FY Students are given access to technology and hardware through the use of free one to one Chromebooks.*

Challenges:

02.01: MTSS ( Academic ) - *A challenge in implementing this action during this school year 2024-25 is having qualified instructional aides to successfully deliver small group lessons. Instructional aides have a difficult time understanding the material being taught and/or how it should be taught even when shown. Having instructional aides absent creates disruption during intervention time.*

02.02: ASES and ELOP Activities - *While this action has been successful, coordinating such a diverse portfolio of programs and activities is challenging.*

02.07: Music Program - *The district continues to have this action in the LCAP even though for multiple years we have been unable to find qualified staff to run a program.*

An explanation of material differences between Budgeted Expenditures and Estimated Actual Expenditures and/or Planned Percentages of Improved Services and Estimated Actual Percentages of Improved Services.

No actions in this goal had significant differences between the budgeted and the actual expenditures:

A description of the effectiveness or ineffectiveness of the specific actions to date in making progress toward the goal.

The following metrics have been selected to show how the district is progressing towards achievement of this goal.

7.A - % of students enrolled in required courses of study - ( BL - 100% '24-25' - 100% Target - 100% )

Below is a list of actions that educational partners found were contributing to achieving the stated goal and improving the metrics listed above. The action is

followed by a brief description of the action's effectiveness in italics.

02.02: ASES and ELOP Activities - *This action is very effective. Scholars are learning new skills that are not taught during the school day. Evidence of effectiveness: Metric 7.B: # of instances each unduplicated student participates in programs or services for UDS ( per UDS average ) went from 2.4 ( 23-24 ) to 2.5 ( 24-25 ).*

02.04: Instructional supplies budgets - *The use of funds provided help to support students allows them to be successful in collaborating with other students. Evidence of effectiveness: Metric 1.B.1: % of students with CA State Standards aligned core curriculum went from 100% ( 22-23 ) to 100% ( 23-24 ).*

02.08: Special Ed Services - *The CAASPP ELA scores were maintained at a relatively elevated level compared to similar districts in the county. Evidence of effectiveness:*

There were no actions that the educational partner focus groups found to be sufficiently ineffective to be listed in this response.

**A description of any changes made to the planned goal, metrics, target outcomes, or actions for the coming year that resulted from reflections on prior practice.**

This goal remains unchanged in the 2025-26 LCAP.

No metrics in this goal were added as new or deleted in the 2025-26 LCAP.

The following are lists of actions that were added, deleted, modified, deleted and combined, or completed in the 2025-26 LCAP.

- 02.02: (Modified Budget) - ASES and ELOP Activities:

The LEA did not fully account for the cost of the ELOP program in the previous year's LCAP. A decision was made to do so in the this LCAP.

- 02.08: (Modified Wording) - Special Ed Services:

24-25: Provide special education services such as: speech / language therapy, counseling, physical / occupational therapy and orientation, mobility and nursing services, to all students who qualify for these services in their IEP.

Modified to read

25-26: Provide special education services such as: speech / language therapy, counseling, occupational therapy and orientation, mobility and nursing services, to all students who qualify for these services in their IEP.

**A report of the Total Estimated Actual Expenditures for last year's actions may be found in the Annual Update Table. A report of the Estimated Actual Percentages of Improved Services for last year's actions may be found in the Contributing Actions Annual Update Table.**

## Actions

Action #	Title	Description	Total Funds	Contributing
----------	-------	-------------	-------------	--------------

02.01	MTSS ( Academic )	02.01: Continue to staff an additional Intervention Specialist to provide small group support to the most at risk Le Grand Scholars and to continue to modify and expand the MTSS tiered intervention system's academic supports for all scholars in need of strategic or intensive academic.	\$138,801.00	Yes
02.02	Increasing Instructional time and Activities	02.02: Provide activities after school to assist Le Grand Scholars in closing the learning loss gap. These activities include: Cricut Lab, PickleBall, Sewing, Chess Gardening, Dance, Drone Racing 3D Printing, Photography, Yoga, Drama Club and other. This action will utilize \$100,000 in LREBG funds. Research shows that good expanded learning opportunity programs can increase student academic achievement. It will be measured by monitoring metrics 4.A.1 and 4.A.2, the % meeting standard on CAASPP ELA and Math. (LREBG)	\$550,000.00	No
02.03	Technology Support	02.03: Provide technology support with Tech Specialist on-site, technology devices and subscriptions for staff in order to increase services to scholars (Translation software, ST Math, iPads, audio/video equipment) and provide a more robust learning experience. Provide mobile hotspots for families who can't afford or do not have internet access due to the location of their residence. Provide access for all staff and scholars to working technology hardware and/or research-based instructional software for use in the classroom.	\$100,923.00	Yes
02.04	Instructional supplies budgets	02.04: Continue to provide funds for instructional supplies in order to provide a more robust learning experience for scholars.	\$16,000.00	No
02.05	Comprehensive instructional program	02.05: Provide access to all Le Grand scholars to participate in a comprehensive instructional program which will prepare them for college and/or career. Subjects like Robotics, computer coding, and other STEM opportunities. ( to include special ed students).	\$11,232.00	No
02.06	Increased technology access	02.06: Increase access for EL, LI, and FY scholars to technology hardware and/or research-based software designed to increase academic achievement.	\$51,801.00	Yes
02.07	Music Program	02.07: Create a music program by refurbishing equipment, purchasing new equipment when needed and providing staff or partnering with outside organizations to oversee the music program.	\$15,000.00	No

02.08	Special Ed Services	02.08: Provide special education services such as: speech / language therapy, counseling, occupational therapy and orientation, mobility and nursing services, to all students who qualify for these services in their IEP. (SEP)	\$35,000.00	No
-------	---------------------	--	-------------	----

# Goal

Goal #	Description	Type of Goal
03	Create a safe, secure, and welcoming learning environment so Le Grand Scholars attend regularly and they and their families feel nurtured, engaged and connected to the school and with the staff.	Broad

## State Priorities addressed by this goal.

1: Basics  
 3: Parental Involvement  
 5: Pupil Engagement  
 6: School Climate  
 8: Other Pupil Outcomes

## An explanation of why the LEA has developed this goal.

Analysis of metric 6.D: % of educational partners that perceive school as safe or very safe ( weighted equally by certificated staff, classified staff, students and parents ) - 77.5% ( 22-23 ) to 88.7% ( 23-24 ) to 90% ( 24-25 ) and metric 6.E: % of educational partners that report high connectedness with school ( weighted equally by certificated staff, classified staff, students and parents ) - 72.1% ( 22-23 ) to 77% ( 23-24 ) to 78.9% ( 24-25 ) shows that the overall trend was in a positive direction on the key indicators for this goal. Educational partner surveys showed that having students be safe was a top priority for a large number of educational partner groups. LGUESD will continue to ensure the safety of our scholars while continuing to ensure connectedness between all educational partners and the school.

## Measuring and Reporting Results

Metric #	Metric	Baseline	Year 1 Outcome	Year 2 Outcome	Target for year 3 Outcome	Current Difference from Baseline
03.01	1.C: Maintain the % on the <i>Facilities Inspection Tool</i> overall rating above ( BL Yr: 23-24 )	100%	97.9% (24-25)		90%	-2.1%
03.02	3.A.1: Increase the % on the <i>District Parent Survey</i> agreeing that district seeks parent input ( Item 24 ) to ( BL Yr: 23-24 )	76%	75.0% (24-25)		80.0%	-1%
03.03	3.A.2: Increase the % of households responding to the <i>District Parent Survey</i> to ( BL Yr: 23-24 )	13%	19% (24-25)		20%	6%
03.04	3.B: Maintain the # of instances a parent of each unduplicated student participates in school program or service for UDS ( per UDS average )	1.5	1.1 (24-25)		1.5	-.4

	above ( BL Yr: 23-24 )					
03.05	3.C: Increase the # of instances a parent of each exceptional needs student participates in a school program or service for ENS ( per ENS average ) to ( BL Yr: 23-24 )	1.2	2.8 (24-25)		2.0	1.6
03.06	5.A: Increase the School attendance rate to ( BL Yr: 23-24 )	95.3%	95.0% (24-25)		97%	-.3%
03.07	5.B: Decrease the % on Chronic absenteeism rate (CA Dashboard, Status) to ( BL Yr: 22-23 )	24.1%	13.2% (23-24)		17%	-10.9%
03.08	5.C: Maintain the % on Middle school dropout rate at ( BL Yr: 22-23 )	0%	0% (23-24)		0%	0%
03.09	6.A: Maintain the % on Suspension rate (CA Dashboard, Status) below ( BL Yr: 22-23 )	0.8%	1.4% (23-24)		1.0%	.6%
03.10	6.B: Maintain the % on Expulsion rate at ( BL Yr: 22-23 )	0%	0% (23-24)		0%	0%
03.11	6.C.1: Increase the # on the <i>District School Climate Survey</i> overall index School Climate Rating to ( BL Yr: 23-24 )	79.6	81.7 (24-25)		80	2.1
03.12	6.C.2: Increase the % of educational partners that perceive school as safe or very safe ( weighted equally by certificated staff, classified staff, students and parents ) to ( BL Yr: 23-24 )	88.7%	90% (24-25)		90%	1.3%
03.13	6.C.3: Increase the % of educational partners that report high connectedness with school ( weighted equally by certificated staff, classified staff, students and parents ) to ( BL Yr: 23-24 )	77%	78.9% (24-25)		80%	1.9%
03.14	8.B.1: % of educational partners that report the district provides sufficient high quality technology support ( BL Yr: 25-26 )	N/D	N/D (24-25)		TBD in 25-26	0N/D

## Goal Analysis for 2024-25

An analysis of how this goal was carried out in the previous year.

A description of overall implementation, including any substantive differences in planned actions and actual implementation of these actions, and any relevant challenges and successes experienced with implementation.

The following are some of the actions that had particular substantive differences, successes and/or challenges. First is a list of actions with substantive difference, then a list of actions with successes and after that a list of actions with challenges. The action number is listed with the Action Title and the success or challenge is written in italics.

Substantive Differences:

03.03: Health Coordinator - *We have a school nurse that coordinates physical health concerns, and we have a school counselor who deals with social emotional needs*

Successes:

- 03.01: Attendance - *Student Study Team meets every about 6-8 to discuss attendance. Celia Cisneros reviews attendance and identifies scholars needed to be referred to SARB.*
- 03.02: MTSS ( Behavioral ) - *LGUESD encourages the use of shields, lounge and individual teachers. Each teacher has classroom systems to reward positive classroom behavior.*
- 03.04: ELO / Parent Liaison - *Many students attend the ELOP program and gain life and career skills.*
- 03.05: MTSS ( Social Emotional ) - *Small groups are able to meet with Sierra Program counselors via teacher recommendation and parent permission.*
- 03.06: Parent Communication - *Teachers and school admins can efficiently share messages, assignments, and announcements, with minimal delays or confusion. The system becomes a reliable channel, ensuring no information is missed, and all parties are engaged and responsive. This creates a more connected school community, fostering a positive environment where everyone feels well-informed and involved. Parents appreciate the convenience and clarity, leading to higher levels of trust and satisfaction with the school's communication practices.*

Challenges:

An explanation of material differences between Budgeted Expenditures and Estimated Actual Expenditures and/or Planned Percentages of Improved Services and Estimated Actual Percentages of Improved Services.

The following action had significant differences between the budgeted and the actual expenditures:  
The reasons for the difference in budgeted and actual expenditures is:  
- 03.04: This action was not properly budgeted for in the previous year's LCAP.

A description of the effectiveness or ineffectiveness of the specific actions to date in making progress toward the goal.

The following metrics have been selected to show how the district is progressing towards achievement of this goal.

- 1.C - % on the *Facilities Inspection Tool* overall rating - ( BL - 100% '24-25' - 97.9% Target - 90% )
- 3.A.1 - % on the *District Parent Survey* agreeing that district seeks parent input ( Item 24 ) - ( BL - 76% '24-25' - 75.0% Target - 80.0% )
- 5.B - % on Chronic absenteeism rate ( CA Dashboard, Status ) - ( BL - 24.1% '23-24' - 13.2% Target - 17% )

Below is a list of actions that educational partners found were contributing to achieving the stated goal and improving the metrics listed above. The action is followed by a brief description of the action's effectiveness in italics.

03.04: ELO / Parent Liaison - *The program is effective, The coordinator and liaison partake in lots of advertisement through parent square and posters. Evidence of effectiveness: Metric 6.E: % of educational partners that report high connectedness with school ( weighted equally by certificated staff, classified staff, students and parents ) went from 77% ( 23-24 ) to 78.9% ( 24-25 ).*

03.08: ActVnet Safety and Security - *We still continue to practice drills to ensure proper usage of ActVnet. Evidence of effectiveness: Metric 1.C: % on the Facilities Inspection Tool overall rating went from 100% ( 23-24 ) to 97.9% ( 24-25 ).*

Below is a list of actions that educational partners found were not effectively contributing to achieving the stated goal and improving the metrics listed above during the current year. The action is followed by a brief description of the action's effectiveness in italics.

03.01: Attendance - *The attendance rate decreased by 0.3%. The district will look at what issues are affecting this. Evidence of effectiveness: Metric 5.A: School attendance rate went from 95.3% ( 23-24 ) to 95.0% ( 24-25 ).*

**A description of any changes made to the planned goal, metrics, target outcomes, or actions for the coming year that resulted from reflections on prior practice.**

This goal remains unchanged in the 2025-26 LCAP.

No metrics in this goal were added as new or deleted in the 2025-26 LCAP.

The following are lists of actions that were added, deleted, modified, deleted and combined, or completed in the 2025-26 LCAP.

- 03.04: (Modified Budget) - ELO / Parent Liaison:

The 25-26 LCAP funds this action as 1.5 positions rather than the 1.0 FTE in previous years.

- 03.08: (Modified Budget) - ActVnet Safety and Security:

The start-up costs for this action are no longer needed. This action now requires an ongoing service agreement.

Metric 03.14 was listed as metric 03 last year. The last two digits of the metric ID were left off. Nothing else has changed in this metric except for the fact that the baseline data will be collected in 25-26 school year.

**A report of the Total Estimated Actual Expenditures for last year's actions may be found in the Annual Update Table. A report of the Estimated Actual Percentages of Improved Services for last year's actions may be found in the Contributing Actions Annual Update Table.**

**Actions**

Action #	Title	Description	Total Funds	Contributing
----------	-------	-------------	-------------	--------------

03.01	Attendance	03.01: Improve the attendance rate to reduce lost academic time by: a) Attendance and Student Study Team staff will meet monthly to review attendance data, identify chronic scholars, work with families to improve attendance and create referral process to SARB, and b) Review effectiveness and efficiency of SARB and make adjustments as needed. (LPLP)	\$0.00	No
03.02	MTSS ( PBIS - Behavioral )	03.02: Continue to develop MTSS as an effective discipline strategy to reduce lost instructional time. This effort includes, PBIS, Viking Shields, Viking Lounge and individual classroom systems.	\$0.00	No
03.03	Health Coordinator	03.03: Staff a health coordinator to ensure EL, low income, and foster youth scholars and their families have access to a Health Coordinator to promote the social emotional skills and mental health unduplicated students as well as outreach and psycho-education for scholars and their families.	\$95,014.00	Yes
03.04	ELO / Parent Liaison	03.04: Staff a ELO Coordinator and Parent Liaison to: work on expanding learning opportunities after school, before school and during breaks. This position will also work to increase family participation and support for education. (1.0 FTE Parent Liaison and 0.5 FTE ELO Coordinator)	\$163,470.00	Yes
03.05	MTSS ( Social emotional supports )	03.05: Improve the social-emotional skills of scholars and increase access to mental health services by conducting individual and/or small group sessions to increase student skills with social-emotional issues and by establishing a centralized referral system so scholars are connected with mental health services	\$500.00	No
03.06	Parent Communication	03.06: Continue Positive Contacts with Families using Parent Square and evaluate effectiveness of the program.	\$500.00	No
03.07	Facility Maintenance	03.07: Maintain repairs to facilities and security cameras. Ensure that the school has enough HVAC filters, disinfectant wipes, soap, hand sanitizer, etc and ensure that all surfaces and areas are regularly cleaned and maintained to prevent the spread of infectious disease. Replaced all air filters monthly.	\$15,000.00	No
03.08	ActVnet Safety and Security	03.08: Subscribe to ActVnet web-based solution to improve emergency response processes as well as school safety and security.	\$5,000.00	No

# Increased or Improved Services for Foster Youth, English Learners, and Low-Income Students for 2025-26

Total Projected LCFF Supplemental and/or Concentration Grants	Projected Additional LCFF Concentration Grant (15 percent)
\$1,265,070.00	\$152,818.00

Projected Percentage to Increase or Improve Services for the Coming School Year	LCFF Carryover — Percentage	LCFF Carryover — Dollar	Total Percentage to Increase or Improve Services for the Coming School Year
34.23%	0.00%	\$0	34.23%

The Budgeted Expenditures for Actions identified as Contributing may be found in the Contributing Actions Table.

## Required Descriptions

### LEA-wide and Schoolwide Actions

For each action being provided to an entire LEA or school, provide an explanation of (1) the unique identified need(s) of the unduplicated student group(s) for whom the action is principally directed, (2) how the action is designed to address the identified need(s) and why it is being provided on an LEA or schoolwide basis, and (3) the metric(s) used to measure the effectiveness of the action in improving outcomes for the unduplicated student group(s).

Goal and Action # (s)	Identified Needs	How the Action(s) Address Need(s) and Why it is Provided on an LEA-wide or Schoolwide Basis	Metric(s) to Monitor Effectiveness
01.03	An analysis of metric data shows that low income students performance on Metric 4. A.1-SED: % meeting standard on CAASPP ELA (socio-economically disadvantaged) went from 30.4% ( 22-23 ) to 30.1% ( 23-24 ). To improve performance the educational partners believe the LEA needs Increased time for analyzing unduplicated student data and planning instruction and interventions for these students.	<u>01.03: School- wide PLC time</u> This additional planning time will be principally directed towards improving the academic and behavioral outcomes of the LEA's unduplicated student population. The PLC time will focus on analyzing unduplicated student population data and planning classroom interventions to support this student population. Because this is a near daily activity, some of the time will be used to discuss school-wide data and trends, but the overwhelming majority of time will be focused on the needs of unduplicated students.	CAASPP ELA (Socioeconomically disadvantaged)

01.06	<p>An analysis of metric data shows that English Learner performance on Metric 4. A.1-SED: % meeting standard on CAASPP ELA (socio-economically disadvantaged) went from 30.4% ( 22-23 ) to 30.1% ( 23-24 ). To improve performance the educational partners believe the LEA needs Increased performance on ELPAC and growth towards english proficiency.</p>	<p><u>01.06: Professional development</u>  This additional PD will be principally directed towards the needs of the unduplicated student population. Not only will this service provide additional PD, but it will also improve the EL and intervention programs at both sites through an improved and expanded MTSS program. Unduplicated students need teachers with the skills to properly teacher to the CA State Standards with rigor. This professional development will help teachers improve their skills and professional capabilities to teach rigorously to the standards. This action is designed to improve the CAASPP ELA and Math performance of unduplicated students.</p>	<p>CAASPP ELA (Socioeconomically disadvantaged)</p>
02.03	<p>An analysis of educational partner feedback reveals that unduplicated students have a greater need for the school to provide access to technology. The unduplicated population has less access to technology support. Because technology is so infused into instruction and because the LEA needs to provide support to ensure that unduplicated student technology is functioning as optimally as possible.</p>	<p><u>02.03: Technology Support</u>  The unduplicated student population needs increased access to well functioning technology lower access to technology in the home. This action will expand technology access for the unduplicated students with the effect of increasing the ability for unduplicated students to use instructional technology leading to improved the CAASPP ELA and Math performance. Unduplicated students and their families need greater technology support than other students. The district will provide this support through the Tech Specialist position.</p>	<p>% of educational partners that report the district provides sufficient high quality technology support</p>

**Limited Actions**

For each action being solely provided to one or more unduplicated student group(s), provide an explanation of (1) the unique identified need(s) of the unduplicated student group(s) being served, (2) how the action is designed to address the identified need(s), and (3) how the effectiveness of the action in improving outcomes for the unduplicated student group(s) will be measured.

Goal and Action # (s)	Identified Needs	How the Action(s) are Designed to Address Need(s)	Metric(s) to Monitor Effectiveness
01.04	An analysis of metric data shows that unduplicated students performance on Metric 4.A.1-SED: % meeting standard on CAASPP ELA (socio-economically disadvatnaged) went from 30.4% ( 22-23 ) to 30.1% ( 23-24 ). To improve performance the educational partners believe the LEA needs Additional support for all unduplicated students in intervention.	<u>01.04: Increased support in ELA, ELD, and Math</u> This action is designed to provide increased instructional support to unduplicated students within the instructional day. These support teacher and instructional assistant positions are principally directed at increasing the performance of unduplicated students through one on one support and small group instruction.	CAASPP ELA (Socioeconomically disadvantaged)
01.08	An analysis of metric data shows that unduplicated students performance on Metric 4.A.2-SED: % meeting standard on CAASPP Math (socio-economically disadvatnaged) went from 18.3% ( 22-23 ) to 14.8% ( 23-24 ). To improve performance the educational partners believe the LEA needs Additional support for unduplicated students during the regular classroom instruction. While the district did not see an increase in the 22 -23 to 23-24 data, we are confident that this action will have a positive effect going forward.	<u>01.08: Instructional aides</u> Additional instructional aides will provide increased support for unduplicated students primarily in RLA and Math.	CAASPP Math (Socioeconomically disadvantaged)

01.09	<p>An analysis of metric data shows that unduplicated students performance on Metric 4.A.2-SWD: % meeting standard on CAASPP Math (students with disabilities) went from 5.9% ( 22-23 ) to 17.6% ( 23-24 ). To improve performance the educational partners believe the LEA needs additional support for unduplicated students with IEPs to ensure that they can learn in the Least Restrictive Environment. The district looked at ways to support the unduplicated students and found a need within the special ed program.</p>	<p><u>01.09: Instructional aides in Special Ed</u>  This additional resource will provide for lower adult to student ratios and specialized attention for the unduplicated population.</p>	CAASPP ELA (SWD)
02.01	<p>An analysis of metric data shows that unduplicated students performance on Metric 4.A.1-SED: % meeting standard on CAASPP ELA (socio-economically disadvantaged) went from 30.4% ( 22-23 ) to 30.1% ( 23-24 ). To improve performance the educational partners believe the LEA needs Additional support for all unduplicated students in intervention. While the metric did not show growth from 22-23 - 23-24, the educational partners feel that continually improving the academic interventions will improve outcomes on the 24-25 CAASPP.</p>	<p><u>02.01: MTSS ( Academic )</u>  This is a new service designed to provide increased instructional support to unduplicated students within the MTSS framework. Unduplicated students need systemic support in order to close the achievement gap with other students. For example on the most recent CAASPP 24.7% of low income students were proficient while 40% of non low income students were proficient. The MTSS is principally directed at increasing the performance of unduplicated students, but due to the design of MTSS it may also serve a handful of non unduplicated students.</p>	CAASPP Math (Socioeconomically disadvantaged)

02.06	An analysis of educational partner feedback reveals that unduplicated students need to have more reliable access to technology both at school and at home. Because technology is so infused into instruction and because the unduplicated population has less access to technology the LEA needs to provide continued technology solutions to unduplicated students.	<u>02.06: Increased technology access</u> This action came about because of the wishes of educational partners realized that the UDS population had lower access to technology in the home. This action will expand technology access for the unduplicated students.	% of educational partners that report the district provides sufficient high quality technology support
03.03	An analysis of metric data shows that unduplicated students performance on Metric 5.B: % on Chronic absenteeism rate (CA Dashboard, Status) went from 24.1% ( 22-23 ) to 13.2% ( 23-24 ). To improve performance the educational partners believe the LEA needs To support the well being of students through various services.	<u>03.03: Health Coordinator</u> The health aid works with unduplicated students to increase the health outcomes of these students and to lower the rate at which these students miss school.	% on Chronic absenteeism rate (CA Dashboard, Status)
03.04	An analysis of metric data shows that unduplicated students performance on Metric 3.A.2: % of households responding to the District Parent Survey went from 13% ( 23-24 ) to 19% ( 24-25 ). To improve performance the educational partners believe the LEA needs Increased parent participation in school planning and in supporting student learning from unduplicated families.	<u>03.04: ELO / Parent Liaison</u> The position funded in this action is designed to provide additional support to the families of unduplicated students through the activities described in the action.	% of households responding to the District Parent Survey

For any limited action contributing to meeting the increased or improved services requirement that is associated with a Planned Percentage of Improved Services in the Contributing Summary Table rather than an expenditure of LCFF funds, describe the methodology that was used to determine the contribution of the action towards the proportional percentage, as applicable.

N/A

**Additional Concentration Grant Funding**

A description of the plan for how the additional concentration grant add-on funding identified above will be used to increase the number of staff providing direct services to students at schools that have a high concentration (above 55 percent) of foster youth, English learners, and low-income students, as applicable.

LGUESD will use this additional funding to provide more instructional aides for student support. This staffing increase is found in action 01.08.

Staff-to-student ratios by type of school and concentration of unduplicated students	Schools with a student concentration of 55 percent or less	Schools with a student concentration of greater than 55 percent
Staff-to-student ratio of classified staff providing direct services to students	N/A	1 : 22
Staff-to-student ratio of certificated staff providing direct services to students	N/A	1 : 15

**2025-26 Total Expenditures Table**

LCAP Year 25-26	1. Projected LCFF Base Grant (Input Dollar Amount)	2. Projected LCFF Supplemental and/or Concentration Grants(Input Dollar Amount)	3. Projected Percentage to Increase or Improve Services for the Coming School Year (2 divided by 1)	LCFF Carryover - Percentage (Input Percentage from Prior Year)	Total Percentage to Increase or Improve Services for the Coming School Year (3 + Carryover %)
Totals	\$3,695,509.00	\$1,265,070.00	34.23%	0.00%	34.23%

Totals	LCFF Funds	Other State Funds	Local Funds	Federal Funds	Total Funds	Total Personnel	Total Non-personnel
Totals	\$1,594,555.00	\$550,000.00	\$0.00	\$42,735.00	\$2,187,290.00	\$1,629,001.00	\$558,289.00

Goal	Action	Action Title	Students Group (s)	Contributing to Increased or Improved Services	Scope	Unduplicated Students Group (s)	Location	Time Span	Total Personnel	Total Non-Personnel	LCFF Funds	Other State Funds	Local Funds	Federal Funds	Total Funds	Planned % of Improved Services
01	01	Core instructional materials	All	No	LEA-wide	All	All Schools	ongoing	\$0	\$15,000	\$15,000.00	\$0.00	\$0.00	\$0.00	\$15,000.00	0.0%
01	02	Teacher training in instructional strategies	All	No	Limited to Unduplicated Student Group(s)	All	All Schools	ongoing	\$17,000	\$0	\$17,000.00	\$0.00	\$0.00	\$0.00	\$17,000.00	0.0%
01	03	School- wide PLC time	All	Yes	LEA-wide	All	All Schools	ongoing	\$39,000	\$0	\$39,000.00	\$0.00	\$0.00	\$0.00	\$39,000.00	0.0%

2025-26 Total Expenditures Table

Goal	Action	Action Title	Students Group (s)	Contributing to Increased or Improved Services	Scope	Unduplicated Students Group (s)	Location	Time Span	Total Personnel	Total Non-Personnel	LCFF Funds	Other State Funds	Local Funds	Federal Funds	Total Funds	Planned % of Improved Services
01	04	Increased support in ELA, ELD, and Math	English Learners Foster Youth Low Income	Yes	Limited to Unduplicated Student Group(s)	English Learners Foster Youth Low Income	All Schools	ongoing	\$144,675	\$0	\$144,675.00	\$0.00	\$0.00	\$0.00	\$144,675.00	0.0%
01	05	TK-1 Assessment	All	No	LEA-wide	All	All Schools	ongoing	\$0	\$2,000	\$2,000.00	\$0.00	\$0.00	\$0.00	\$2,000.00	0.0%
01	06	Professional development	English Learners Foster Youth Low Income	Yes	LEA-wide	English Learners Foster Youth Low Income	All Schools	ongoing	\$0	\$52,488	\$52,488.00	\$0.00	\$0.00	\$0.00	\$52,488.00	0.0%
01	07	Teacher training on formative assessments	All	No	LEA-wide	All	All Schools	ongoing	\$11,440	\$0	\$11,440.00	\$0.00	\$0.00	\$0.00	\$11,440.00	0.0%
01	08	Instructional aides	English Learners Foster Youth Low Income	Yes	Limited to Unduplicated Student Group(s)	English Learners Foster Youth Low Income	All Schools	ongoing	\$415,090	\$0	\$415,090.00	\$0.00	\$0.00	\$0.00	\$415,090.00	0.0%

2025-26 Total Expenditures Table

Goal	Action	Action Title	Students Group (s)	Contributing to Increased or Improved Services	Scope	Unduplicated Students Group (s)	Location	Time Span	Total Personnel	Total Non-Personnel	LCFF Funds	Other State Funds	Local Funds	Federal Funds	Total Funds	Planned % of Improved Services
01	09	Instructional aides in Special Ed	English Learners Foster Youth Low Income	Yes	Limited to Unduplicated Student Group(s)	English Learners Foster Youth Low Income	All Schools	ongoing	\$63,860	\$0	\$63,860.00	\$0.00	\$0.00	\$0.00	\$63,860.00	0.0%
01	10	Special Ed Teacher / Coordinator	All	No	LEA-wide	All	All Schools	ongoing	\$114,248	\$0	\$71,513.00	\$0.00	\$0.00	\$42,735.00	\$114,248.00	0.0%
01	11	Class-size Reduction	All	No	LEA-wide	All	All Schools		\$114,248	\$0	\$114,248.00	\$0.00	\$0.00	\$0.00	\$114,248.00	
02	01	MTSS ( Academic )	English Learners Foster Youth Low Income	Yes	Limited to Unduplicated Student Group(s)	English Learners Foster Youth Low Income	All Schools	ongoing	\$138,801	\$0	\$138,801.00	\$0.00	\$0.00	\$0.00	\$138,801.00	0.0%
02	02	Increasing Instructional time and Activities	All	No	LEA-wide	All	All Schools	ongoing	\$200,000	\$350,000	\$0.00	\$550,000.00	\$0.00	\$0.00	\$550,000.00	0.0%

2025-26 Total Expenditures Table

Goal	Action	Action Title	Students Group (s)	Contributing to Increased or Improved Services	Scope	Unduplicated Students Group (s)	Location	Time Span	Total Personnel	Total Non-Personnel	LCFF Funds	Other State Funds	Local Funds	Federal Funds	Total Funds	Planned % of Improved Services
02	03	Technology Support	English Learners Foster Youth Low Income	Yes	LEA-wide	English Learners Foster Youth Low Income	All Schools	ongoing	\$100,923	\$0	\$100,923.00	\$0.00	\$0.00	\$0.00	\$100,923.00	0.0%
02	04	Instructional supplies budgets	All	No	LEA-wide	All	All Schools	ongoing	\$0	\$16,000	\$16,000.00	\$0.00	\$0.00	\$0.00	\$16,000.00	0.0%
02	05	Comprehensive instructional program	All	No	LEA-wide	All	All Schools	ongoing	\$11,232	\$0	\$11,232.00	\$0.00	\$0.00	\$0.00	\$11,232.00	0.0%
02	06	Increased technology access	English Learners Foster Youth Low Income	Yes	Limited to Unduplicated Student Group(s)	English Learners Foster Youth Low Income	All Schools	ongoing	\$0	\$51,801	\$51,801.00	\$0.00	\$0.00	\$0.00	\$51,801.00	0.0%
02	07	Music Program	All	No	LEA-wide	All	All Schools	ongoing	\$0	\$15,000	\$15,000.00	\$0.00	\$0.00	\$0.00	\$15,000.00	0.0%

2025-26 Total Expenditures Table

Goal	Action	Action Title	Students Group (s)	Contributing to Increased or Improved Services	Scope	Unduplicated Students Group (s)	Location	Time Span	Total Personnel	Total Non-Personnel	LCFF Funds	Other State Funds	Local Funds	Federal Funds	Total Funds	Planned % of Improved Services
02	08	Special Ed Services	All	No	LEA-wide	All	All Schools	ongoing	\$0	\$35,000	\$35,000.00	\$0.00	\$0.00	\$0.00	\$35,000.00	0.0%
03	01	Attendance	All	No	Schoolwide	All	All Schools	ongoing	\$0	\$0	\$0.00	\$0.00	\$0.00	\$0.00	\$0.00	0.0%
03	02	MTSS ( PBIS - Behavioral )	All	No	Limited to Unduplicated Student Group(s)	All	All Schools	ongoing	\$0	\$0	\$0.00	\$0.00	\$0.00	\$0.00	\$0.00	0.0%
03	03	Health Coordinator	English Learners Foster Youth Low Income	Yes	Limited to Unduplicated Student Group(s)	English Learners Foster Youth Low Income	All Schools	ongoing	\$95,014	\$0	\$95,014.00	\$0.00	\$0.00	\$0.00	\$95,014.00	0.0%
03	04	ELO / Parent Liaison	English Learners Foster Youth Low Income	Yes	Limited to Unduplicated Student Group(s)	English Learners Foster Youth Low Income	All Schools	ongoing	\$163,470	\$0	\$163,470.00	\$0.00	\$0.00	\$0.00	\$163,470.00	0.0%

2025-26 Total Expenditures Table

Goal	Action	Action Title	Students Group (s)	Contributing to Increased or Improved Services	Scope	Unduplicated Students Group (s)	Location	Time Span	Total Personnel	Total Non-Personnel	LCFF Funds	Other State Funds	Local Funds	Federal Funds	Total Funds	Planned % of Improved Services
03	05	MTSS ( Social emotional supports )	All	No	Limited to Unduplicated Student Group(s)	All	All Schools	ongoing	\$0	\$500	\$500.00	\$0.00	\$0.00	\$0.00	\$500.00	0.0%
03	06	Parent Communication	All	No	LEA-wide	All	All Schools	ongoing	\$0	\$500	\$500.00	\$0.00	\$0.00	\$0.00	\$500.00	0.0%
03	07	Facility Maintenance	All	No	LEA-wide	All	All Schools	ongoing	\$0	\$15,000	\$15,000.00	\$0.00	\$0.00	\$0.00	\$15,000.00	0.0%
03	08	ActVnet Safety and Security	All	No	LEA-wide	All	All Schools	ongoing	\$0	\$5,000	\$5,000.00	\$0.00	\$0.00	\$0.00	\$5,000.00	0.0%

**2025-26 Contributing Actions Table**

1. Projected LCFF Base Grant	2. Projected LCFF Supplemental and/or Concentration Grants	3. Projected Percentage to Increase or Improve Services for the Coming School Year (2 divided by 1)	LCFF Carryover - Percentage (Percentage from Prior Year)	Total Percentage to Increase or Improve Services for the Coming School Year (3 + Carryover %)	4. Total Planned Contributing Expenditures (LCFF Funds)	5. Total Planned Percentage of Improved Services (%)	Planned Percentage to Increase or Improve Services for the Coming School Year (4 divided by 1, plus 5)	Totals by Type	Total LCFF Funds
\$3,695,509	\$1,265,070	34.23%	0.00%	34.23%	\$1,265,122	0.00%	34.23%	Total:	\$1,265,122
								LEA-wide Total:	\$192,411
								Limited Total:	\$1,072,711
								Schoolwide Total:	\$0

Goal	Action	Action Title	Contributing to Increased or Improved Services	Scope	Unduplicated Students Group (s)	Location	Planned Expenditures for Contributing Actions (LCFF Funds)	Planned % of Improved Services
01	03	School- wide PLC time	Yes	LEA-wide	All	All Schools	\$39,000.00	0.0%
01	04	Increased support in ELA, ELD, and Math	Yes	Limited to Unduplicated Student Group(s)	English Learners Foster Youth Low Income	All Schools	\$144,675.00	0.0%
01	06	Professional development	Yes	LEA-wide	English Learners Foster Youth Low Income	All Schools	\$52,488.00	0.0%
01	08	Instructional aides	Yes	Limited to Unduplicated Student Group(s)	English Learners Foster Youth Low Income	All Schools	\$415,090.00	0.0%
01	09	Instructional Aides in Special Ed	Yes	Limited to Unduplicated Student Group(s)	English Learners Foster Youth Low Income	All Schools	\$63,860.00	0.0%

**2025-26 Contributing Actions Table**

Goal	Action	Action Title	Contributing to Increased or Improved Services	Scope	Unduplicated Students Group (s)	Location	Planned Expenditures for Contributing Actions (LCFF Funds)	Planned % of Improved Services
02	01	MTSS ( Academic )	Yes	Limited to Unduplicated Student Group(s)	English Learners Foster Youth Low Income	All Schools	\$138,801.00	0.0%
02	03	Technology Support	Yes	LEA-wide	English Learners Foster Youth Low Income	All Schools	\$100,923.00	0.0%
02	06	Increased technology access	Yes	Limited to Unduplicated Student Group(s)	English Learners Foster Youth Low Income	All Schools	\$51,801.00	0.0%
03	03	Health Coordinator	Yes	Limited to Unduplicated Student Group(s)	English Learners Foster Youth Low Income	All Schools	\$95,014.00	0.0%
03	04	ELO / Parent Liaison	Yes	Limited to Unduplicated Student Group(s)	English Learners Foster Youth Low Income	All Schools	\$163,470.00	0.0%

**2024-25 Annual Update Table**

Totals	Last Year's Total Planned Expenditures (Total Funds)	Total Estimated Actual Expenditures (Total Funds)
Totals:	\$1,481,839.00	\$1,525,231.00

Last Year's Goal #	Last Year's Action #	Prior Action/Service Title	Contributed to Increased or Improved Services?	Last Year's Planned Expenditures (Total Funds)	Estimated Actual Expenditures (Input Total Funds)
01	01	Core instructional materials	No	\$15,000.00	\$14,400.00
01	02	Teacher training in instructional strategies	No	\$18,360.00	\$18,340.00
01	03	School- wide PLC time	Yes	\$41,417.00	\$41,596.00
01	04	Increased support in ELA, ELD, and Math	Yes	\$162,367.00	\$161,070.00
01	05	TK1 Assessment	No	\$2,000.00	\$2,000.00
01	06	Professional development	Yes	\$48,600.00	\$50,690.00
01	07	Teacher training on formative assessments	No	\$11,000.00	\$11,000.00
01	08	Instructional aides	Yes	\$385,481.00	\$399,430.00

**2024-25 Annual Update Table**

Last Year's Goal #	Last Year's Action #	Prior Action/Service Title	Contributed to Increased or Improved Services?	Last Year's Planned Expenditures (Total Funds)	Estimated Actual Expenditures (Input Total Funds)
01	09	Instructional Aides in Special Ed	Yes	\$70,087.00	\$69,080.00
01	10	Special Ed Teacher / Coordinator	No	\$110,920.00	\$112,100.00
02	01	MTSS ( Academic )	Yes	\$128,520.00	\$128,440.00
02	02	ASES and ELOP Activities	No	\$4,671.00	\$4,671.00
02	03	Technology Support	Yes	\$93,448.00	\$105,380.00
02	04	Instructional supplies budgets	No	\$17,280.00	\$16,490.00
02	05	Comprehensive instructional program	No	\$12,615.00	\$12,334.00
02	06	Increased technology access	Yes	\$58,224.00	\$56,260.00
02	07	Music Program	No	\$15,000.00	\$15,400.00
02	08	Special Ed Services	No	\$37,800.00	\$38,380.00

**2024-25 Annual Update Table**

Last Year's Goal #	Last Year's Action #	Prior Action/Service Title	Contributed to Increased or Improved Services?	Last Year's Planned Expenditures (Total Funds)	Estimated Actual Expenditures (Input Total Funds)
03	01	Attendance	No	\$0.00	\$0.00
03	02	MTSS ( Behavioral )	No	\$0.00	\$0.00
03	03	Health Coordinator	Yes	\$106,719.00	\$108,890.00
03	04	ELO / Parent Liaison	Yes	\$105,130.00	\$122,920.00
03	05	MTSS ( Social Emotional )	No	\$500.00	\$500.00
03	06	Parent Communication	No	\$500.00	\$500.00
03	07	Facility Maintenance	No	\$16,200.00	\$16,160.00
03	08	ActVnet Safety and Security	No	\$20,000.00	\$19,200.00

**2024-25 Contributing Actions Annual Update Table**

6. Estimated Actual LCFF Supplemental and/or Concentration Grants (Input Dollar Amount)	4. Total Planned Contributing Expenditures (LCFF Funds)	7. Total Estimated Actual Expenditures for Contributing Actions (LCFF Funds)	Difference Between Planned and Estimated Actual Expenditures for Contributing Actions (Subtract 4 from 7)	5. Total Planned Percentage of Improved Services (%)	8. Total Estimated Actual Percentage of Improved Services (%)	Difference Between Planned and Estimated Actual Percentage of Improved Services (Subtract 5 from 8)
\$1,241,047.00	\$1,199,993	\$1,243,756	-\$43,763	0.00%	0.00%	0.00%

Goal	Action	Prior Action/Service Title	Contributing to Increased or Improved Services?	Last Year's Planned Expenditures for Contributing Action (LCFF Funds)	Estimated Actual Expenditures for Contributing Actions (Input LCFF Funds)	Planned Percentage of Improved Services	Estimated Actual Percentage of Improved Services (Input %)
01	03	School- wide PLC time	Yes	\$41,417	\$41,596	0.0%	0.0%
01	04	Increased support in ELA, ELD, and Math	Yes	\$162,367	\$161,070	0.0%	0.0%
01	06	Professional development	Yes	\$48,600	\$50,690	0.0%	0.0%
01	08	Instructional aides	Yes	\$385,481	\$399,430	0.0%	0.0%
01	09	Instructional Aides in Special Ed	Yes	\$70,087	\$69,080	0.0%	0.0%
02	01	MTSS ( Academic )	Yes	\$128,520	\$128,440	0.0%	0.0%

**2024-25 Contributing Actions Annual Update Table**

Goal	Action	Prior Action/Service Title	Contributing to Increased or Improved Services?	Last Year's Planned Expenditures for Contributing Action (LCFF Funds)	Estimated Actual Expenditures for Contributing Actions (Input LCFF Funds)	Planned Percentage of Improved Services	Estimated Actual Percentage of Improved Services (Input %)
02	03	Technology Support	Yes	\$93,448	\$105,380	0.0%	0.0%
02	06	Increased technology access	Yes	\$58,224	\$56,260	0.0%	0.0%
03	03	Health Coordinator	Yes	\$106,719	\$108,890	0.0%	0.0%
03	04	ELO / Parent Liaison	Yes	\$105,130	\$122,920	0.0%	0.0%

**2024-25 LCFF Carryover Table**

9. Estimated Actual LCFF Base Grant (Input Dollar Amount)	6. Estimated Actual LCFF Supplemental and/or Concentration Grants (Input Dollar Amount)	LCFF Carryover - Percentage (Percentage from Prior Year)	10. Total Percentage to Increase or Improve Services for the Current School Year (6 divided by 9 + Carryover %)	7. Total Estimated Actual Expenditures for Contributing Actions (LCFF Funds)	8. Total Estimated Actual Percentage of Improved Services (%)	11. Estimated Actual Percentage of Increased or Improved Services (7 divided by 9 plus 8)	12. LCFF Carryover - Dollar Amount (Subtract 11 from 10 and multiply 9)	13. LCFF Carryover Percentage (12 divided by 9)
\$3,612,983	\$1,241,047	0.00%	34.35%	\$1,243,756	0.00%	34.42%	\$0	0.00%

# Local Control and Accountability Plan Instructions

[Plan Summary](#)

[Engaging Educational Partners](#)

[Goals and Actions](#)

[Increased or Improved Services for Foster Youth, English Learners, and Low-Income Students](#)

For additional questions or technical assistance related to the completion of the Local Control and Accountability Plan (LCAP) template, please contact the local county office of education (COE), or the California Department of Education's (CDE's) Local Agency Systems Support Office, by phone at 916-319-0809 or by email at [LCFF@cde.ca.gov](mailto:LCFF@cde.ca.gov).

## Introduction and Instructions

The Local Control Funding Formula (LCFF) requires local educational agencies (LEAs) to engage their local educational partners in an annual planning process to evaluate their progress within eight state priority areas encompassing all statutory metrics (COEs have 10 state priorities). LEAs document the results of this planning process in the LCAP using the template adopted by the State Board of Education.

The LCAP development process serves three distinct, but related functions:

- **Comprehensive Strategic Planning:** The process of developing and annually updating the LCAP supports comprehensive strategic planning, particularly to address and reduce disparities in opportunities and outcomes between student groups indicated by the California School Dashboard (California *Education Code* [EC] Section 52064[e][1]). Strategic planning that is comprehensive connects budgetary decisions to teaching and learning performance data. LEAs should continually evaluate the hard choices they make about the use of limited resources to meet student and community needs to ensure opportunities and outcomes are improved for all students.
- **Meaningful Engagement of Educational Partners:** The LCAP development process should result in an LCAP that reflects decisions made through meaningful engagement (EC Section 52064[e][1]). Local educational partners possess valuable perspectives and insights about an LEA's programs and services. Effective strategic planning will incorporate these perspectives and insights in order to identify potential goals and actions to be included in the LCAP.
- **Accountability and Compliance:** The LCAP serves an important accountability function because the nature of some LCAP template sections require LEAs to show that they have complied with various requirements specified in the LCFF statutes and regulations, most notably:
  - Demonstrating that LEAs are increasing or improving services for foster youth, English learners, including long-term English learners, and low-income students in proportion to the amount of additional funding those students generate under LCFF (EC Section 52064[b][4-6]).

- Establishing goals, supported by actions and related expenditures, that address the statutory priority areas and statutory metrics (*EC* sections 52064[b][1] and [2]).
  - **NOTE:** As specified in *EC* Section 62064(b)(1), the LCAP must provide a description of the annual goals, for all pupils and each subgroup of pupils identified pursuant to *EC* Section 52052, to be achieved for each of the state priorities. Beginning in 2023–24, *EC* Section 52052 identifies long-term English learners as a separate and distinct pupil subgroup with a numerical significance at 15 students.
- Annually reviewing and updating the LCAP to reflect progress toward the goals (*EC* Section 52064[b][7]).
- Ensuring that all increases attributable to supplemental and concentration grant calculations, including concentration grant add-on funding and/or LCFF carryover, are reflected in the LCAP (*EC* sections 52064[b][6], [8], and [11]).

The LCAP template, like each LEA’s final adopted LCAP, is a document, not a process. LEAs must use the template to memorialize the outcome of their LCAP development process, which must: (a) reflect comprehensive strategic planning, particularly to address and reduce disparities in opportunities and outcomes between student groups indicated by the California School Dashboard (Dashboard), (b) through meaningful engagement with educational partners that (c) meets legal requirements, as reflected in the final adopted LCAP. The sections included within the LCAP template do not and cannot reflect the full development process, just as the LCAP template itself is not intended as a tool for engaging educational partners.

If a county superintendent of schools has jurisdiction over a single school district, the county board of education and the governing board of the school district may adopt and file for review and approval a single LCAP consistent with the requirements in *EC* sections 52060, 52062, 52066, 52068, and 52070. The LCAP must clearly articulate to which entity’s budget (school district or county superintendent of schools) all budgeted and actual expenditures are aligned.

The revised LCAP template for the 2024–25, 2025–26, and 2026–27 school years reflects statutory changes made through Senate Bill 114 (Committee on Budget and Fiscal Review), Chapter 48, Statutes of 2023 and Senate Bill 153, Chapter 38, Statutes of 2024.

At its most basic, the adopted LCAP should attempt to distill not just what the LEA is doing for students in transitional kindergarten through grade twelve (TK–12), but also allow educational partners to understand why, and whether those strategies are leading to improved opportunities and outcomes for students. LEAs are strongly encouraged to use language and a level of detail in their adopted LCAPs intended to be meaningful and accessible for the LEA’s diverse educational partners and the broader public.

In developing and finalizing the LCAP for adoption, LEAs are encouraged to keep the following overarching frame at the forefront of the strategic planning and educational partner engagement functions:

Given present performance across the state priorities and on indicators in the Dashboard, how is the LEA using its budgetary resources to respond to TK–12 student and community needs, and address any performance gaps, including by meeting its obligation to increase or improve services for foster youth, English learners, and low-income students?

LEAs are encouraged to focus on a set of metrics and actions which, based on research, experience, and input gathered from educational partners, the LEA believes will have the biggest impact on behalf of its TK–12 students.

These instructions address the requirements for each section of the LCAP but may include information about effective practices when developing the LCAP and completing the LCAP document. Additionally, the beginning of each template section includes information emphasizing the purpose that section serves.

## Plan Summary

### ***Purpose***

A well-developed Plan Summary section provides a meaningful context for the LCAP. This section provides information about an LEA's community as well as relevant information about student needs and performance. In order to present a meaningful context for the rest of the LCAP, the content of this section should be clearly and meaningfully related to the content included throughout each subsequent section of the LCAP.

### ***Requirements and Instructions***

#### **General Information**

A description of the LEA, its schools, and its students in grades transitional kindergarten–12, as applicable to the LEA. LEAs may also provide information about their strategic plan, vision, etc.

Briefly describe the LEA, its schools, and its students in grades TK–12, as applicable to the LEA.

- For example, information about an LEA in terms of geography, enrollment, employment, the number and size of specific schools, recent community challenges, and other such information the LEA may wish to include can enable a reader to more fully understand the LEA's LCAP.
- LEAs may also provide information about their strategic plan, vision, etc.
- As part of this response, identify all schools within the LEA receiving Equity Multiplier funding.

#### **Reflections: Annual Performance**

A reflection on annual performance based on a review of the California School Dashboard (Dashboard) and local data.

Reflect on the LEA's annual performance on the Dashboard and local data. This may include both successes and challenges identified by the LEA during the development process.

LEAs are encouraged to highlight how they are addressing the identified needs of student groups, and/or schools within the LCAP as part of this response.

As part of this response, the LEA must identify the following, which will remain unchanged during the three-year LCAP cycle:

- Any school within the LEA that received the lowest performance level on one or more state indicators on the 2023 Dashboard;

- Any student group within the LEA that received the lowest performance level on one or more state indicators on the 2023 Dashboard; and/or
- Any student group within a school within the LEA that received the lowest performance level on one or more state indicators on the 2023 Dashboard.

*EC* Section 52064.4 requires that an LEA that has unexpended Learning Recovery Emergency Block Grant (LREBG) funds must include one or more actions funded with LREBG funds within the 2025-26, 2026-27 and 2027-28 LCAPs, as applicable to the LEA. To implement the requirements of *EC* Section 52064.4, all LEAs must do the following:

- For the 2025–26, 2026–27, and 2027–28 LCAP years, identify whether or not the LEA has unexpended LREBG funds for the applicable LCAP year.
  - If the LEA has unexpended LREBG funds the LEA must provide the following:
    - The goal and action number for each action that will be funded, either in whole or in part, with LREBG funds; and
    - An explanation of the rationale for selecting each action funded with LREBG funds. This explanation must include:
      - An explanation of how the action is aligned with the allowable uses of funds identified in [EC Section 32526\(c\)\(2\)](#); and
      - An explanation of how the action is expected to address the area(s) of need of students and schools identified in the needs assessment required by [EC Section 32526\(d\)](#).
        - For information related to the allowable uses of funds and the required needs assessment, please see the Program Information tab on the [LREBG Program Information](#) web page.
      - Actions may be grouped together for purposes of these explanations.
      - The LEA may provide these explanations as part of the action description rather than as part of the Reflections: Annual Performance.
  - If the LEA does not have unexpended LREBG funds, the LEA is not required to conduct the needs assessment required by *EC* Section 32526(d), to provide the information identified above or to include actions funded with LREBG funds within the 2025-26, 2026-27 and 2027-28 LCAPs.

## Reflections: Technical Assistance

As applicable, a summary of the work underway as part of technical assistance.

Annually identify the reason(s) the LEA is eligible for or has requested technical assistance consistent with *EC* sections 47607.3, 52071, 52071.5, 52072, or 52072.5, and provide a summary of the work underway as part of receiving technical assistance. The most common form of this technical assistance is frequently referred to as Differentiated Assistance, however this also includes LEAs that have requested technical assistance from their COE.

- If the LEA is not eligible for or receiving technical assistance, the LEA may respond to this prompt as “Not Applicable.”

## **Comprehensive Support and Improvement**

An LEA with a school or schools identified for comprehensive support and improvement (CSI) under the Every Student Succeeds Act must respond to the following prompts:

### **Schools Identified**

A list of the schools in the LEA that are eligible for comprehensive support and improvement.

- Identify the schools within the LEA that have been identified for CSI.

### **Support for Identified Schools**

A description of how the LEA has or will support its eligible schools in developing comprehensive support and improvement plans.

- Describe how the LEA has or will support the identified schools in developing CSI plans that included a school-level needs assessment, evidence-based interventions, and the identification of any resource inequities to be addressed through the implementation of the CSI plan.

### **Monitoring and Evaluating Effectiveness**

A description of how the LEA will monitor and evaluate the plan to support student and school improvement.

- Describe how the LEA will monitor and evaluate the implementation and effectiveness of the CSI plan to support student and school improvement.

## **Engaging Educational Partners**

### ***Purpose***

Significant and purposeful engagement of parents, students, educators, and other educational partners, including those representing the student groups identified by LCFF, is critical to the development of the LCAP and the budget process. Consistent with statute, such engagement should support comprehensive strategic planning, particularly to address and reduce disparities in opportunities and outcomes between student groups indicated by the Dashboard, accountability, and improvement across the state priorities and locally identified priorities (*EC* Section 52064[e][1]). Engagement of educational partners is an ongoing, annual process.

This section is designed to reflect how the engagement of educational partners influenced the decisions reflected in the adopted LCAP. The goal is to allow educational partners that participated in the LCAP development process and the broader public to understand how the LEA

engaged educational partners and the impact of that engagement. LEAs are encouraged to keep this goal in the forefront when completing this section.

## ***Requirements***

**School districts and COEs:** [EC Section 52060\(g\)](#) and [EC Section 52066\(g\)](#) specify the educational partners that must be consulted when developing the LCAP:

- Teachers,
- Principals,
- Administrators,
- Other school personnel,
- Local bargaining units of the LEA,
- Parents, and
- Students

A school district or COE receiving Equity Multiplier funds must also consult with educational partners at schools generating Equity Multiplier funds in the development of the LCAP, specifically, in the development of the required focus goal for each applicable school.

Before adopting the LCAP, school districts and COEs must share it with the applicable committees, as identified below under Requirements and Instructions. The superintendent is required by statute to respond in writing to the comments received from these committees. School districts and COEs must also consult with the special education local plan area administrator(s) when developing the LCAP.

**Charter schools:** [EC Section 47606.5\(d\)](#) requires that the following educational partners be consulted with when developing the LCAP:

- Teachers,
- Principals,
- Administrators,
- Other school personnel,
- Parents, and
- Students

A charter school receiving Equity Multiplier funds must also consult with educational partners at the school generating Equity Multiplier funds in the development of the LCAP, specifically, in the development of the required focus goal for the school.

The LCAP should also be shared with, and LEAs should request input from, schoolsite-level advisory groups, as applicable (e.g., schoolsite councils, English Learner Advisory Councils, student advisory groups, etc.), to facilitate alignment between schoolsite and district-level goals. Information and resources that support effective engagement, define student consultation, and provide the requirements for advisory group composition, can be found under Resources on the [CDE's LCAP webpage](#).

Before the governing board/body of an LEA considers the adoption of the LCAP, the LEA must meet the following legal requirements:

- For school districts, see [Education Code Section 52062](#);
  - **Note:** Charter schools using the LCAP as the School Plan for Student Achievement must meet the requirements of *EC* Section 52062(a).
- For COEs, see [Education Code Section 52068](#); and
- For charter schools, see [Education Code Section 47606.5](#).
- **NOTE:** As a reminder, the superintendent of a school district or COE must respond, in writing, to comments received by the applicable committees identified in the *Education Code* sections listed above. This includes the parent advisory committee and may include the English learner parent advisory committee and, as of July 1, 2024, the student advisory committee, as applicable.

## **Instructions**

Respond to the prompts as follows:

A summary of the process used to engage educational partners in the development of the LCAP.

School districts and county offices of education must, at a minimum, consult with teachers, principals, administrators, other school personnel, local bargaining units, parents, and students in the development of the LCAP.

Charter schools must, at a minimum, consult with teachers, principals, administrators, other school personnel, parents, and students in the development of the LCAP.

An LEA receiving Equity Multiplier funds must also consult with educational partners at schools generating Equity Multiplier funds in the development of the LCAP, specifically, in the development of the required focus goal for each applicable school.

Complete the table as follows:

### Educational Partners

Identify the applicable educational partner(s) or group(s) that were engaged in the development of the LCAP.

### Process for Engagement

Describe the engagement process used by the LEA to involve the identified educational partner(s) in the development of the LCAP. At a minimum, the LEA must describe how it met its obligation to consult with all statutorily required educational partners, as applicable to the type of LEA.

- A sufficient response to this prompt must include general information about the timeline of the process and meetings or other engagement strategies with educational partners. A response may also include information about an LEA’s philosophical approach to engaging its educational partners.

- An LEA receiving Equity Multiplier funds must also include a summary of how it consulted with educational partners at schools generating Equity Multiplier funds in the development of the LCAP, specifically, in the development of the required focus goal for each applicable school.

A description of how the adopted LCAP was influenced by the feedback provided by educational partners.

Describe any goals, metrics, actions, or budgeted expenditures in the LCAP that were influenced by or developed in response to the educational partner feedback.

- A sufficient response to this prompt will provide educational partners and the public with clear, specific information about how the engagement process influenced the development of the LCAP. This may include a description of how the LEA prioritized requests of educational partners within the context of the budgetary resources available or otherwise prioritized areas of focus within the LCAP.
- An LEA receiving Equity Multiplier funds must include a description of how the consultation with educational partners at schools generating Equity Multiplier funds influenced the development of the adopted LCAP.
- For the purposes of this prompt, this may also include, but is not necessarily limited to:
  - Inclusion of a goal or decision to pursue a Focus Goal (as described below)
  - Inclusion of metrics other than the statutorily required metrics
  - Determination of the target outcome on one or more metrics
  - Inclusion of performance by one or more student groups in the Measuring and Reporting Results subsection
  - Inclusion of action(s) or a group of actions
  - Elimination of action(s) or group of actions
  - Changes to the level of proposed expenditures for one or more actions
  - Inclusion of action(s) as contributing to increased or improved services for unduplicated students
  - Analysis of effectiveness of the specific actions to achieve the goal
  - Analysis of material differences in expenditures
  - Analysis of changes made to a goal for the ensuing LCAP year based on the annual update process
  - Analysis of challenges or successes in the implementation of actions

## Goals and Actions

### *Purpose*

Well-developed goals will clearly communicate to educational partners what the LEA plans to accomplish, what the LEA plans to do in order to accomplish the goal, and how the LEA will know when it has accomplished the goal. A goal statement, associated metrics and expected outcomes, and the actions included in the goal must be in alignment. The explanation for why the LEA included a goal is an opportunity for LEAs to clearly communicate to educational partners and the public why, among the various strengths and areas for improvement highlighted by performance data and strategies and actions that could be pursued, the LEA decided to pursue this goal, and the related metrics, expected outcomes, actions, and expenditures.

A well-developed goal can be focused on the performance relative to a metric or metrics for all students, a specific student group(s), narrowing performance gaps, or implementing programs or strategies expected to impact outcomes. LEAs should assess the performance of their student groups when developing goals and the related actions to achieve such goals.

## **Requirements and Instructions**

LEAs should prioritize the goals, specific actions, and related expenditures included within the LCAP within one or more state priorities. LEAs must consider performance on the state and local indicators, including their locally collected and reported data for the local indicators that are included in the Dashboard, in determining whether and how to prioritize its goals within the LCAP. As previously stated, strategic planning that is comprehensive connects budgetary decisions to teaching and learning performance data. LEAs should continually evaluate the hard choices they make about the use of limited resources to meet student and community needs to ensure opportunities and outcomes are improved for all students, and to address and reduce disparities in opportunities and outcomes between student groups indicated by the Dashboard.

In order to support prioritization of goals, the LCAP template provides LEAs with the option of developing three different kinds of goals:

- **Focus Goal:** A Focus Goal is relatively more concentrated in scope and may focus on a fewer number of metrics to measure improvement. A Focus Goal statement will be time bound and make clear how the goal is to be measured.
  - All Equity Multiplier goals must be developed as focus goals. For additional information, see Required Focus Goal(s) for LEAs Receiving Equity Multiplier Funding below.
- **Broad Goal:** A Broad Goal is relatively less concentrated in its scope and may focus on improving performance across a wide range of metrics.
- **Maintenance of Progress Goal:** A Maintenance of Progress Goal includes actions that may be ongoing without significant changes and allows an LEA to track performance on any metrics not addressed in the other goals of the LCAP.

### **Requirement to Address the LCFF State Priorities**

At a minimum, the LCAP must address all LCFF priorities and associated metrics articulated in *EC* sections 52060(d) and 52066(d), as applicable to the LEA. The [LCFF State Priorities Summary](#) provides a summary of *EC* sections 52060(d) and 52066(d) to aid in the development of the LCAP.

Respond to the following prompts, as applicable:

### **Focus Goal(s)**

#### Description

The description provided for a Focus Goal must be specific, measurable, and time bound.

- An LEA develops a Focus Goal to address areas of need that may require or benefit from a more specific and data intensive approach.

- The Focus Goal can explicitly reference the metric(s) by which achievement of the goal will be measured and the time frame according to which the LEA expects to achieve the goal.

#### Type of Goal

Identify the type of goal being implemented as a Focus Goal.

#### State Priorities addressed by this goal.

Identify each of the state priorities that this goal is intended to address.

#### An explanation of why the LEA has developed this goal.

Explain why the LEA has chosen to prioritize this goal.

- An explanation must be based on Dashboard data or other locally collected data.
- LEAs must describe how the LEA identified this goal for focused attention, including relevant consultation with educational partners.
- LEAs are encouraged to promote transparency and understanding around the decision to pursue a focus goal.

### **Required Focus Goal(s) for LEAs Receiving Equity Multiplier Funding**

#### Description

LEAs receiving Equity Multiplier funding must include one or more focus goals for each school generating Equity Multiplier funding. In addition to addressing the focus goal requirements described above, LEAs must adhere to the following requirements.

Focus goals for Equity Multiplier schoolsites must address the following:

- (A) All student groups that have the lowest performance level on one or more state indicators on the Dashboard, and
- (B) Any underlying issues in the credentialing, subject matter preparation, and retention of the school's educators, if applicable.
- Focus Goals for each and every Equity Multiplier schoolsite must identify specific metrics for each identified student group, as applicable.
- An LEA may create a single goal for multiple Equity Multiplier schoolsites if those schoolsites have the same student group(s) performing at the lowest performance level on one or more state indicators on the Dashboard or, experience similar issues in the credentialing, subject matter preparation, and retention of the school's educators.
  - When creating a single goal for multiple Equity Multiplier schoolsites, the goal must identify the student groups and the performance levels on the Dashboard that the Focus Goal is addressing; or,

- The common issues the schoolsites are experiencing in credentialing, subject matter preparation, and retention of the school's educators, if applicable.

### Type of Goal

Identify the type of goal being implemented as an Equity Multiplier Focus Goal.

### State Priorities addressed by this goal.

Identify each of the state priorities that this goal is intended to address.

### An explanation of why the LEA has developed this goal.

Explain why the LEA has chosen to prioritize this goal.

- An explanation must be based on Dashboard data or other locally collected data.
- LEAs must describe how the LEA identified this goal for focused attention, including relevant consultation with educational partners.
- LEAs are encouraged to promote transparency and understanding around the decision to pursue a focus goal.
- In addition to this information, the LEA must also identify:
  - The school or schools to which the goal applies

LEAs are encouraged to approach an Equity Multiplier goal from a wholistic standpoint, considering how the goal might maximize student outcomes through the use of LCFF and other funding in addition to Equity Multiplier funds.

- Equity Multiplier funds must be used to supplement, not supplant, funding provided to Equity Multiplier schoolsites for purposes of the LCFF, the Expanded Learning Opportunities Program (ELO-P), the Literacy Coaches and Reading Specialists (LCRS) Grant Program, and/or the California Community Schools Partnership Program (CCSPP).
- This means that Equity Multiplier funds must not be used to replace funding that an Equity Multiplier schoolsite would otherwise receive to implement LEA-wide actions identified in the LCAP or that an Equity Multiplier schoolsite would otherwise receive to implement provisions of the ELO-P, the LCRS, and/or the CCSPP.

**Note:** [EC Section 42238.024\(b\)\(1\)](#) requires that Equity Multiplier funds be used for the provision of evidence-based services and supports for students. Evidence-based services and supports are based on objective evidence that has informed the design of the service or support and/or guides the modification of those services and supports. Evidence-based supports and strategies are most commonly based on educational research and/or metrics of LEA, school, and/or student performance.

## Broad Goal

### Description

Describe what the LEA plans to achieve through the actions included in the goal.

- The description of a broad goal will be clearly aligned with the expected measurable outcomes included for the goal.
- The goal description organizes the actions and expected outcomes in a cohesive and consistent manner.
- A goal description is specific enough to be measurable in either quantitative or qualitative terms. A broad goal is not as specific as a focus goal. While it is specific enough to be measurable, there are many different metrics for measuring progress toward the goal.

### Type of Goal

Identify the type of goal being implemented as a Broad Goal.

### State Priorities addressed by this goal.

Identify each of the state priorities that this goal is intended to address.

### An explanation of why the LEA has developed this goal.

Explain why the LEA developed this goal and how the actions and metrics grouped together will help achieve the goal.

## Maintenance of Progress Goal

### Description

Describe how the LEA intends to maintain the progress made in the LCFF State Priorities not addressed by the other goals in the LCAP.

- Use this type of goal to address the state priorities and applicable metrics not addressed within the other goals in the LCAP.
- The state priorities and metrics to be addressed in this section are those for which the LEA, in consultation with educational partners, has determined to maintain actions and monitor progress while focusing implementation efforts on the actions covered by other goals in the LCAP.

### Type of Goal

Identify the type of goal being implemented as a Maintenance of Progress Goal.

### State Priorities addressed by this goal.

Identify each of the state priorities that this goal is intended to address.

An explanation of why the LEA has developed this goal.

Explain how the actions will sustain the progress exemplified by the related metrics.

## Measuring and Reporting Results:

For each LCAP year, identify the metric(s) that the LEA will use to track progress toward the expected outcomes.

- LEAs must identify metrics for specific student groups, as appropriate, including expected outcomes that address and reduce disparities in outcomes between student groups.
- The metrics may be quantitative or qualitative; but at minimum, an LEA's LCAP must include goals that are measured using all of the applicable metrics for the related state priorities, in each LCAP year, as applicable to the type of LEA.
- To the extent a state priority does not specify one or more metrics (e.g., implementation of state academic content and performance standards), the LEA must identify a metric to use within the LCAP. For these state priorities, LEAs are encouraged to use metrics based on or reported through the relevant local indicator self-reflection tools within the Dashboard.
- **Required metrics for LEA-wide actions:** For each action identified as 1) contributing towards the requirement to increase or improve services for foster youth, English learners, including long-term English learners, and low-income students and 2) being provided on an LEA-wide basis, the LEA must identify one or more metrics to monitor the effectiveness of the action and its budgeted expenditures.
  - These required metrics may be identified within the action description or the first prompt in the increased or improved services section, however the description must clearly identify the metric(s) being used to monitor the effectiveness of the action and the action(s) that the metric(s) apply to.
- **Required metrics for Equity Multiplier goals:** For each Equity Multiplier goal, the LEA must identify:
  - The specific metrics for each identified student group at each specific schoolsite, as applicable, to measure the progress toward the goal, and/or
  - The specific metrics used to measure progress in meeting the goal related to credentialing, subject matter preparation, or educator retention at each specific schoolsite.
- **Required metrics for actions supported by LREBG funds:** To implement the requirements of *EC* Section 52064.4, LEAs with unexpended LREBG funds must include at least one metric to monitor the impact of each action funded with LREBG funds included in the goal.
  - The metrics being used to monitor the impact of each action funded with LREBG funds are not required to be new metrics; they may be metrics that are already being used to measure progress towards goals and actions included in the LCAP.

Complete the table as follows:

### Metric #

- Enter the metric number.

### Metric

- Identify the standard of measure being used to determine progress towards the goal and/or to measure the effectiveness of one or more actions associated with the goal.

### Baseline

- Enter the baseline when completing the LCAP for 2024–25.
  - Use the most recent data associated with the metric available at the time of adoption of the LCAP for the first year of the three-year plan. LEAs may use data as reported on the 2023 Dashboard for the baseline of a metric only if that data represents the most recent available data (e.g., high school graduation rate).
  - Using the most recent data available may involve reviewing data the LEA is preparing for submission to the California Longitudinal Pupil Achievement Data System (CALPADS) or data that the LEA has recently submitted to CALPADS.
  - Indicate the school year to which the baseline data applies.
  - The baseline data must remain unchanged throughout the three-year LCAP.
    - This requirement is not intended to prevent LEAs from revising the baseline data if it is necessary to do so. For example, if an LEA identifies that its data collection practices for a particular metric are leading to inaccurate data and revises its practice to obtain accurate data, it would also be appropriate for the LEA to revise the baseline data to align with the more accurate data process and report its results using the accurate data.
    - If an LEA chooses to revise its baseline data, then, at a minimum, it must clearly identify the change as part of its response to the description of changes prompt in the Goal Analysis for the goal. LEAs are also strongly encouraged to involve their educational partners in the decision of whether or not to revise a baseline and to communicate the proposed change to their educational partners.
  - Note for Charter Schools: Charter schools developing a one- or two-year LCAP may identify a new baseline each year, as applicable.

### Year 1 Outcome

- When completing the LCAP for 2025–26, enter the most recent data available. Indicate the school year to which the data applies.

- Note for Charter Schools: Charter schools developing a one-year LCAP may provide the Year 1 Outcome when completing the LCAP for both 2025–26 and 2026–27 or may provide the Year 1 Outcome for 2025–26 and provide the Year 2 Outcome for 2026–27.

### Year 2 Outcome

- When completing the LCAP for 2026–27, enter the most recent data available. Indicate the school year to which the data applies.
  - Note for Charter Schools: Charter schools developing a one-year LCAP may identify the Year 2 Outcome as not applicable when completing the LCAP for 2026–27 or may provide the Year 2 Outcome for 2026–27.

### Target for Year 3 Outcome

- When completing the first year of the LCAP, enter the target outcome for the relevant metric the LEA expects to achieve by the end of the three-year LCAP cycle.
  - Note for Charter Schools: Charter schools developing a one- or two-year LCAP may identify a Target for Year 1 or Target for Year 2, as applicable.

### Current Difference from Baseline

- When completing the LCAP for 2025–26 and 2026–27, enter the current difference between the baseline and the yearly outcome, as applicable.
  - Note for Charter Schools: Charter schools developing a one- or two-year LCAP will identify the current difference between the baseline and the yearly outcome for Year 1 and/or the current difference between the baseline and the yearly outcome for Year 2, as applicable.

Timeline for school districts and COEs for completing the “**Measuring and Reporting Results**” part of the Goal.

Metric	Baseline	Year 1 Outcome	Year 2 Outcome	Target for Year 3 Outcome	Current Difference from Baseline
Enter information in this box when completing the LCAP for <b>2024–25</b> or when adding a new metric.	Enter information in this box when completing the LCAP for <b>2024–25</b> or when adding a new metric.	Enter information in this box when completing the LCAP for <b>2025–26</b> . Leave blank until then.	Enter information in this box when completing the LCAP for <b>2026–27</b> . Leave blank until then.	Enter information in this box when completing the LCAP for <b>2024–25</b> or when adding a new metric.	Enter information in this box when completing the LCAP for <b>2025–26</b> and <b>2026–27</b> . Leave blank until then.

### Goal Analysis:

Enter the LCAP Year.

Using actual annual measurable outcome data, including data from the Dashboard, analyze whether the planned actions were effective towards achieving the goal. “Effective” means the degree to which the planned actions were successful in producing the target result. Respond to the prompts as instructed.

**Note:** When completing the 2024–25 LCAP, use the 2023–24 Local Control and Accountability Plan Annual Update template to complete the Goal Analysis and identify the Goal Analysis prompts in the 2024–25 LCAP as “Not Applicable.”

A description of overall implementation, including any substantive differences in planned actions and actual implementation of these actions, and any relevant challenges and successes experienced with implementation.

- Describe the overall implementation of the actions to achieve the articulated goal, including relevant challenges and successes experienced with implementation.
  - Include a discussion of relevant challenges and successes experienced with the implementation process.
  - This discussion must include any instance where the LEA did not implement a planned action or implemented a planned action in a manner that differs substantively from how it was described in the adopted LCAP.

An explanation of material differences between Budgeted Expenditures and Estimated Actual Expenditures and/or Planned Percentages of Improved Services and Estimated Actual Percentages of Improved Services.

- Explain material differences between Budgeted Expenditures and Estimated Actual Expenditures and between the Planned Percentages of Improved Services and Estimated Actual Percentages of Improved Services, as applicable. Minor variances in expenditures or percentages do not need to be addressed, and a dollar-for-dollar accounting is not required.

A description of the effectiveness or ineffectiveness of the specific actions to date in making progress toward the goal.

- Describe the effectiveness or ineffectiveness of the specific actions to date in making progress toward the goal. “Effectiveness” means the degree to which the actions were successful in producing the target result and “ineffectiveness” means that the actions did not produce any significant or targeted result.
  - In some cases, not all actions in a goal will be intended to improve performance on all of the metrics associated with the goal.
  - When responding to this prompt, LEAs may assess the effectiveness of a single action or group of actions within the goal in the context of performance on a single metric or group of specific metrics within the goal that are applicable to the action(s). Grouping actions with metrics will allow for more robust analysis of whether the strategy the LEA is using to impact a specified set of metrics is working and increase transparency for educational partners. LEAs are encouraged to use such an approach when goals include multiple actions and metrics that are not closely associated.
  - Beginning with the development of the 2024–25 LCAP, the LEA must change actions that have not proven effective over a three-year period.

A description of any changes made to the planned goal, metrics, target outcomes, or actions for the coming year that resulted from reflections on prior practice.

- Describe any changes made to this goal, expected outcomes, metrics, or actions to achieve this goal as a result of this analysis and analysis of the data provided in the Dashboard or other local data, as applicable.
  - As noted above, beginning with the development of the 2024–25 LCAP, the LEA must change actions that have not proven effective over a three-year period. For actions that have been identified as ineffective, the LEA must identify the ineffective action and must include a description of the following:
    - The reasons for the ineffectiveness, and
    - How changes to the action will result in a new or strengthened approach.

**Actions:**

Complete the table as follows. Add additional rows as necessary.

Action #

- Enter the action number.

Title

- Provide a short title for the action. This title will also appear in the action tables.

Description

- Provide a brief description of the action.
  - For actions that contribute to meeting the increased or improved services requirement, the LEA may include an explanation of how each action is principally directed towards and effective in meeting the LEA's goals for unduplicated students, as described in the instructions for the Increased or Improved Services for Foster Youth, English Learners, and Low-Income Students section.
  - As previously noted, for each action identified as 1) contributing towards the requirement to increase or improve services for foster youth, English learners, including long-term English learners, and low-income students and 2) being provided on an LEA-wide basis, the LEA must identify one or more metrics to monitor the effectiveness of the action and its budgeted expenditures.
  - These required metrics may be identified within the action description or the first prompt in the increased or improved services section; however, the description must clearly identify the metric(s) being used to monitor the effectiveness of the action and the action(s) that the metric(s) apply to.

Total Funds

- Enter the total amount of expenditures associated with this action. Budgeted expenditures from specific fund sources will be provided in the action tables.

## Contributing

- Indicate whether the action contributes to meeting the increased or improved services requirement as described in the Increased or Improved Services section using a “Y” for Yes or an “N” for No.
  - **Note:** for each such contributing action, the LEA will need to provide additional information in the Increased or Improved Services section to address the requirements in *California Code of Regulations*, Title 5 [5 CCR] Section 15496 in the Increased or Improved Services section of the LCAP.

**Actions for Foster Youth:** School districts, COEs, and charter schools that have a numerically significant foster youth student subgroup are encouraged to include specific actions in the LCAP designed to meet needs specific to foster youth students.

## Required Actions

### For English Learners and Long-Term English Learners

- LEAs with 30 or more English learners and/or 15 or more long-term English learners must include specific actions in the LCAP related to, at a minimum:
  - Language acquisition programs, as defined in *EC* Section 306, provided to students, and
  - Professional development for teachers.
  - If an LEA has both 30 or more English learners and 15 or more long-term English learners, the LEA must include actions for both English learners and long-term English learners.

### For Technical Assistance

- LEAs eligible for technical assistance pursuant to *EC* sections 47607.3, 52071, 52071.5, 52072, or 52072.5, must include specific actions within the LCAP related to its implementation of the work underway as part of technical assistance. The most common form of this technical assistance is frequently referred to as Differentiated Assistance.

### For Lowest Performing Dashboard Indicators

- LEAs that have Red Dashboard indicators for (1) a school within the LEA, (2) a student group within the LEA, and/or (3) a student group within any school within the LEA must include one or more specific actions within the LCAP:
  - The specific action(s) must be directed towards the identified student group(s) and/or school(s) and must address the identified state indicator(s) for which the student group or school received the lowest performance level on the 2023 Dashboard. Each

student group and/or school that receives the lowest performance level on the 2023 Dashboard must be addressed by one or more actions.

- These required actions will be effective for the three-year LCAP cycle.

### **For LEAs With Unexpended LREBG Funds**

- To implement the requirements of *EC* Section 52064.4, LEAs with unexpended LREBG funds must include one or more actions supported with LREBG funds within the 2025–26, 2026–27, and 2027–28 LCAPs, as applicable to the LEA. Actions funded with LREBG funds must remain in the LCAP until the LEA has expended the remainder of its LREBG funds, after which time the actions may be removed from the LCAP.
  - Prior to identifying the actions included in the LCAP the LEA is required to conduct a needs assessment pursuant to [EC Section 32526\(d\)](#). For information related to the required needs assessment please see the Program Information tab on the [LREBG Program Information](#) web page. Additional information about the needs assessment and evidence-based resources for the LREBG may be found on the [California Statewide System of Support LREBG Resources](#) web page. The required LREBG needs assessment may be part of the LEAs regular needs assessment for the LCAP if it meets the requirements of *EC* Section 32526(d).
  - School districts receiving technical assistance and COEs providing technical assistance are encouraged to use the technical assistance process to support the school district in conducting the required needs assessment, the selection of actions funded by the LREBG and/or the evaluation of implementation of the actions required as part of the LCAP annual update process.
  - As a reminder, LREBG funds must be used to implement one or more of the purposes articulated in [EC Section 32526\(c\)\(2\)](#).
  - LEAs with unexpended LREBG funds must include one or more actions supported by LREBG funds within the LCAP. For each action supported by LREBG funding the action description must:
    - Identify the action as an LREBG action;
    - Include an explanation of how research supports the selected action;
    - Identify the metric(s) being used to monitor the impact of the action; and
    - Identify the amount of LREBG funds being used to support the action.

# Increased or Improved Services for Foster Youth, English Learners, and Low-Income Students

## ***Purpose***

A well-written Increased or Improved Services section provides educational partners with a comprehensive description, within a single dedicated section, of how an LEA plans to increase or improve services for its unduplicated students as defined in *EC* Section 42238.02 in grades TK–12 as compared to all students in grades TK–12, as applicable, and how LEA-wide or schoolwide actions identified for this purpose meet regulatory requirements. Descriptions provided should include sufficient detail yet be sufficiently succinct to promote a broader understanding of educational partners to facilitate their ability to provide input. An LEA’s description in this section must align with the actions included in the Goals and Actions section as contributing.

Please Note: For the purpose of meeting the Increased or Improved Services requirement and consistent with *EC* Section 42238.02, long-term English learners are included in the English learner student group.

## **Statutory Requirements**

An LEA is required to demonstrate in its LCAP how it is increasing or improving services for its students who are foster youth, English learners, and/or low-income, collectively referred to as unduplicated students, as compared to the services provided to all students in proportion to the increase in funding it receives based on the number and concentration of unduplicated students in the LEA (*EC* Section 42238.07[a][1], *EC* Section 52064[b][8][B]; 5 *CCR* Section 15496[a]). This proportionality percentage is also known as the “minimum proportionality percentage” or “MPP.” The manner in which an LEA demonstrates it is meeting its MPP is two-fold: (1) through the expenditure of LCFF funds or through the identification of a Planned Percentage of Improved Services as documented in the Contributing Actions Table, and (2) through the explanations provided in the Increased or Improved Services for Foster Youth, English Learners, and Low-Income Students section.

To improve services means to grow services in quality and to increase services means to grow services in quantity. Services are increased or improved by those actions in the LCAP that are identified in the Goals and Actions section as contributing to the increased or improved services requirement, whether they are provided across the entire LEA (LEA-wide action), provided to an entire school (Schoolwide action), or solely provided to one or more unduplicated student group(s) (Limited action).

Therefore, for *any* action contributing to meet the increased or improved services requirement, the LEA must include an explanation of:

- How the action is increasing or improving services for the unduplicated student group(s) (Identified Needs and Action Design), and
- How the action meets the LEA's goals for its unduplicated pupils in the state and any local priority areas (Measurement of Effectiveness).

## **LEA-wide and Schoolwide Actions**

In addition to the above required explanations, LEAs must provide a justification for why an LEA-wide or Schoolwide action is being provided to all students and how the action is intended to improve outcomes for unduplicated student group(s) as compared to all students.

- Conclusory statements that a service will help achieve an expected outcome for the goal, without an explicit connection or further explanation as to how, are not sufficient.

- Further, simply stating that an LEA has a high enrollment percentage of a specific student group or groups does not meet the increased or improved services standard because enrolling students is not the same as serving students.

## For School Districts Only

Actions provided on an **LEA-wide** basis at **school districts with an unduplicated pupil percentage of less than 55 percent** must also include a description of how the actions are the most effective use of the funds to meet the district's goals for its unduplicated pupils in the state and any local priority areas. The description must provide the basis for this determination, including any alternatives considered, supporting research, experience, or educational theory.

Actions provided on a **Schoolwide** basis for **schools with less than 40 percent enrollment of unduplicated pupils** must also include a description of how these actions are the most effective use of the funds to meet the district's goals for its unduplicated pupils in the state and any local priority areas. The description must provide the basis for this determination, including any alternatives considered, supporting research, experience, or educational theory.

## Requirements and Instructions

Complete the tables as follows:

### Total Projected LCFF Supplemental and/or Concentration Grants

- Specify the amount of LCFF supplemental and concentration grant funds the LEA estimates it will receive in the coming year based on the number and concentration of foster youth, English learner, and low-income students. This amount includes the Additional 15 percent LCFF Concentration Grant.

### Projected Additional 15 percent LCFF Concentration Grant

- Specify the amount of additional LCFF concentration grant add-on funding, as described in *EC* Section 42238.02, that the LEA estimates it will receive in the coming year.

### Projected Percentage to Increase or Improve Services for the Coming School Year

- Specify the estimated percentage by which services for unduplicated pupils must be increased or improved as compared to the services provided to all students in the LCAP year as calculated pursuant to 5 *CCR* Section 15496(a)(7).

### LCFF Carryover — Percentage

- Specify the LCFF Carryover — Percentage identified in the LCFF Carryover Table. If a carryover percentage is not identified in the LCFF Carryover Table, specify a percentage of zero (0.00%).

### LCFF Carryover — Dollar

- Specify the LCFF Carryover — Dollar amount identified in the LCFF Carryover Table. If a carryover amount is not identified in the LCFF Carryover Table, specify an amount of zero (\$0).

### Total Percentage to Increase or Improve Services for the Coming School Year

- Add the Projected Percentage to Increase or Improve Services for the Coming School Year and the Proportional LCFF Required Carryover Percentage and specify the percentage. This is the LEA’s percentage by which services for unduplicated pupils must be increased or improved as compared to the services provided to all students in the LCAP year, as calculated pursuant to 5 CCR Section 15496(a)(7).

### **Required Descriptions:**

#### **LEA-wide and Schoolwide Actions**

For each action being provided to an entire LEA or school, provide an explanation of (1) the unique identified need(s) of the unduplicated student group(s) for whom the action is principally directed, (2) how the action is designed to address the identified need(s) and why it is being provided on an LEA or schoolwide basis, and (3) the metric(s) used to measure the effectiveness of the action in improving outcomes for the unduplicated student group(s).

If the LEA has provided this required description in the Action Descriptions, state as such within the table.

Complete the table as follows:

#### **Identified Need(s)**

Provide an explanation of the unique identified need(s) of the LEA’s unduplicated student group(s) for whom the action is principally directed.

An LEA demonstrates how an action is principally directed towards an unduplicated student group(s) when the LEA explains the need(s), condition(s), or circumstance(s) of the unduplicated student group(s) identified through a needs assessment and how the action addresses them. A meaningful needs assessment includes, at a minimum, analysis of applicable student achievement data and educational partner feedback.

#### **How the Action(s) are Designed to Address Need(s) and Why it is Provided on an LEA-wide or Schoolwide Basis**

Provide an explanation of how the action as designed will address the unique identified need(s) of the LEA’s unduplicated student group(s) for whom the action is principally directed and the rationale for why the action is being provided on an LEA-wide or schoolwide basis.

- As stated above, conclusory statements that a service will help achieve an expected outcome for the goal, without an explicit connection or further explanation as to how, are not sufficient.
- Further, simply stating that an LEA has a high enrollment percentage of a specific student group or groups does not meet the increased or improved services standard because enrolling students is not the same as serving students.

## Metric(s) to Monitor Effectiveness

Identify the metric(s) being used to measure the progress and effectiveness of the action(s).

**Note for COEs and Charter Schools:** In the case of COEs and charter schools, schoolwide and LEA-wide are considered to be synonymous.

## Limited Actions

For each action being solely provided to one or more unduplicated student group(s), provide an explanation of (1) the unique identified need(s) of the unduplicated student group(s) being served, (2) how the action is designed to address the identified need(s), and (3) how the effectiveness of the action in improving outcomes for the unduplicated student group(s) will be measured.

If the LEA has provided the required descriptions in the Action Descriptions, state as such.

Complete the table as follows:

## Identified Need(s)

Provide an explanation of the unique need(s) of the unduplicated student group(s) being served identified through the LEA's needs assessment. A meaningful needs assessment includes, at a minimum, analysis of applicable student achievement data and educational partner feedback.

## How the Action(s) are Designed to Address Need(s)

Provide an explanation of how the action is designed to address the unique identified need(s) of the unduplicated student group(s) being served.

## Metric(s) to Monitor Effectiveness

Identify the metric(s) being used to measure the progress and effectiveness of the action(s).

For any limited action contributing to meeting the increased or improved services requirement that is associated with a Planned Percentage of Improved Services in the Contributing Summary Table rather than an expenditure of LCFF funds, describe the methodology that was used to determine the contribution of the action towards the proportional percentage, as applicable.

- For each action with an identified Planned Percentage of Improved Services, identify the goal and action number and describe the methodology that was used.
- When identifying a Planned Percentage of Improved Services, the LEA must describe the methodology that it used to determine the contribution of the action towards the proportional percentage. The percentage of improved services for an action corresponds to the amount of LCFF funding that the LEA estimates it would expend to implement the action if it were funded.

- For example, an LEA determines that there is a need to analyze data to ensure that instructional aides and expanded learning providers know what targeted supports to provide to students who are foster youth. The LEA could implement this action by hiring additional staff to collect and analyze data and to coordinate supports for students, which, based on the LEA's current pay scale, the LEA estimates would cost \$165,000. Instead, the LEA chooses to utilize a portion of existing staff time to analyze data relating to students who are foster youth. This analysis will then be shared with site principals who will use the data to coordinate services provided by instructional assistants and expanded learning providers to target support to students. In this example, the LEA would divide the estimated cost of \$165,000 by the amount of LCFF Funding identified in the Total Planned Expenditures Table and then convert the quotient to a percentage. This percentage is the Planned Percentage of Improved Services for the action.

### **Additional Concentration Grant Funding**

A description of the plan for how the additional concentration grant add-on funding identified above will be used to increase the number of staff providing direct services to students at schools that have a high concentration (above 55 percent) of foster youth, English learners, and low-income students, as applicable.

An LEA that receives the additional concentration grant add-on described in *EC* Section 42238.02 is required to demonstrate how it is using these funds to increase the number of staff who provide direct services to students at schools with an enrollment of unduplicated students that is greater than 55 percent as compared to the number of staff who provide direct services to students at schools with an enrollment of unduplicated students that is equal to or less than 55 percent. The staff who provide direct services to students must be certificated staff and/or classified staff employed by the LEA; classified staff includes custodial staff.

Provide the following descriptions, as applicable to the LEA:

- An LEA that does not receive a concentration grant or the concentration grant add-on must indicate that a response to this prompt is not applicable.
- Identify the goal and action numbers of the actions in the LCAP that the LEA is implementing to meet the requirement to increase the number of staff who provide direct services to students at schools with an enrollment of unduplicated students that is greater than 55 percent.
- An LEA that does not have comparison schools from which to describe how it is using the concentration grant add-on funds, such as a single-school LEA or an LEA that only has schools with an enrollment of unduplicated students that is greater than 55 percent, must describe how it is using the funds to increase the number of credentialed staff, classified staff, or both, including custodial staff, who provide direct services to students at selected schools and the criteria used to determine which schools require additional staffing support.
- In the event that an additional concentration grant add-on is not sufficient to increase staff providing direct services to students at a school with an enrollment of unduplicated students that is greater than 55 percent, the LEA must describe how it is using the funds to retain staff providing direct services to students at a school with an enrollment of unduplicated students that is greater than 55 percent.

Complete the table as follows:

- Provide the staff-to-student ratio of classified staff providing direct services to students with a concentration of unduplicated students that is 55 percent or less and the staff-to-student ratio of classified staff providing direct services to students at schools with a concentration of unduplicated students that is greater than 55 percent, as applicable to the LEA.
  - The LEA may group its schools by grade span (Elementary, Middle/Junior High, and High Schools), as applicable to the LEA.
  - The staff-to-student ratio must be based on the number of full-time equivalent (FTE) staff and the number of enrolled students as counted on the first Wednesday in October of each year.
- Provide the staff-to-student ratio of certificated staff providing direct services to students at schools with a concentration of unduplicated students that is 55 percent or less and the staff-to-student ratio of certificated staff providing direct services to students at schools with a concentration of unduplicated students that is greater than 55 percent, as applicable to the LEA.
  - The LEA may group its schools by grade span (Elementary, Middle/Junior High, and High Schools), as applicable to the LEA.
  - The staff-to-student ratio must be based on the number of FTE staff and the number of enrolled students as counted on the first Wednesday in October of each year.

## Action Tables

Complete the Total Planned Expenditures Table for each action in the LCAP. The information entered into this table will automatically populate the other Action Tables. Information is only entered into the Total Planned Expenditures Table, the Annual Update Table, the Contributing Actions Annual Update Table, and the LCFF Carryover Table. The word “input” has been added to column headers to aid in identifying the column(s) where information will be entered. Information is not entered on the remaining Action tables.

The following tables are required to be included as part of the LCAP adopted by the local governing board or governing body:

- Table 1: Total Planned Expenditures Table (for the coming LCAP Year)
- Table 2: Contributing Actions Table (for the coming LCAP Year)
- Table 3: Annual Update Table (for the current LCAP Year)
- Table 4: Contributing Actions Annual Update Table (for the current LCAP Year)
- Table 5: LCFF Carryover Table (for the current LCAP Year)

Note: The coming LCAP Year is the year that is being planned for, while the current LCAP year is the current year of implementation. For example, when developing the 2024–25 LCAP, 2024–25 will be the coming LCAP Year and 2023–24 will be the current LCAP Year.

## ***Total Planned Expenditures Table***

In the Total Planned Expenditures Table, input the following information for each action in the LCAP for that applicable LCAP year:

- **LCAP Year:** Identify the applicable LCAP Year.
- **1. Projected LCFF Base Grant:** Provide the total amount estimated LCFF entitlement for the coming school year, excluding the supplemental and concentration grants and the add-ons for the Targeted Instructional Improvement Block Grant program, the former Home-to-School Transportation program, and the Small School District Transportation program, pursuant to 5 CCR Section 15496(a)(8). Note that the LCFF Base Grant for purposes of the LCAP also includes the Necessary Small Schools and Economic Recovery Target allowances for school districts, and County Operations Grant for COEs.  
  
See *EC* sections 2574 (for COEs) and 42238.02 (for school districts and charter schools), as applicable, for LCFF entitlement calculations.
- **2. Projected LCFF Supplemental and/or Concentration Grants:** Provide the total amount of LCFF supplemental and concentration grants estimated on the basis of the number and concentration of unduplicated students for the coming school year.
- **3. Projected Percentage to Increase or Improve Services for the Coming School Year:** This percentage will not be entered; it is calculated based on the Projected LCFF Base Grant and the Projected LCFF Supplemental and/or Concentration Grants, pursuant to 5 CCR Section 15496(a)(8). This is the percentage by which services for unduplicated pupils must be increased or improved as compared to the services provided to all students in the coming LCAP year.
- **LCFF Carryover — Percentage:** Specify the LCFF Carryover — Percentage identified in the LCFF Carryover Table from the prior LCAP year. If a carryover percentage is not identified in the LCFF Carryover Table, specify a percentage of zero (0.00%).
- **Total Percentage to Increase or Improve Services for the Coming School Year:** This percentage will not be entered; it is calculated based on the Projected Percentage to Increase or Improve Services for the Coming School Year and the LCFF Carryover — Percentage. ***This is the percentage by which the LEA must increase or improve services for unduplicated pupils as compared to the services provided to all students in the coming LCAP year.***
- **Goal #:** Enter the LCAP Goal number for the action.
- **Action #:** Enter the action's number as indicated in the LCAP Goal.
- **Action Title:** Provide a title of the action.
- **Student Group(s):** Indicate the student group or groups who will be the primary beneficiary of the action by entering "All," or by entering a specific student group or groups.

- **Contributing to Increased or Improved Services?:** Type “Yes” if the action **is** included as contributing to meeting the increased or improved services requirement; OR, type “No” if the action is **not** included as contributing to meeting the increased or improved services requirement.
- If “Yes” is entered into the Contributing column, then complete the following columns:
  - **Scope:** The scope of an action may be LEA-wide (i.e., districtwide, countywide, or charterwide), schoolwide, or limited. An action that is LEA-wide in scope upgrades the entire educational program of the LEA. An action that is schoolwide in scope upgrades the entire educational program of a single school. An action that is limited in its scope is an action that serves only one or more unduplicated student groups.
  - **Unduplicated Student Group(s):** Regardless of scope, contributing actions serve one or more unduplicated student groups. Indicate one or more unduplicated student groups for whom services are being increased or improved as compared to what all students receive.
  - **Location:** Identify the location where the action will be provided. If the action is provided to all schools within the LEA, the LEA must indicate “All Schools.” If the action is provided to specific schools within the LEA or specific grade spans only, the LEA must enter “Specific Schools” or “Specific Grade Spans.” Identify the individual school or a subset of schools or grade spans (e.g., all high schools or grades transitional kindergarten through grade five), as appropriate.
- **Time Span:** Enter “ongoing” if the action will be implemented for an indeterminate period of time. Otherwise, indicate the span of time for which the action will be implemented. For example, an LEA might enter “1 Year,” or “2 Years,” or “6 Months.”
- **Total Personnel:** Enter the total amount of personnel expenditures utilized to implement this action.
- **Total Non-Personnel:** This amount will be automatically calculated based on information provided in the Total Personnel column and the Total Funds column.
- **LCFF Funds:** Enter the total amount of LCFF funds utilized to implement this action, if any. LCFF funds include all funds that make up an LEA’s total LCFF target (i.e., base grant, grade span adjustment, supplemental grant, concentration grant, Targeted Instructional Improvement Block Grant, and Home-To-School Transportation).
  - **Note:** For an action to contribute towards meeting the increased or improved services requirement, it must include some measure of LCFF funding. The action may also include funding from other sources, however the extent to which an action contributes to meeting the increased or improved services requirement is based on the LCFF funding being used to implement the action.
- **Other State Funds:** Enter the total amount of Other State Funds utilized to implement this action, if any.
  - **Note:** Equity Multiplier funds must be included in the “Other State Funds” category, not in the “LCFF Funds” category. As a reminder, Equity Multiplier funds must be used to supplement, not supplant, funding provided to Equity Multiplier schoolsites for purposes of the LCFF, the ELO-P, the LCRS, and/or the CCSPP. This means that Equity Multiplier funds must not be used to

replace funding that an Equity Multiplier schoolsite would otherwise receive to implement LEA-wide actions identified in the LEA's LCAP or that an Equity Multiplier schoolsite would otherwise receive to implement provisions of the ELO-P, the LCRS, and/or the CCSPP.

- **Local Funds:** Enter the total amount of Local Funds utilized to implement this action, if any.
- **Federal Funds:** Enter the total amount of Federal Funds utilized to implement this action, if any.
- **Total Funds:** This amount is automatically calculated based on amounts entered in the previous four columns.
- **Planned Percentage of Improved Services:** For any action identified as contributing, being provided on a Limited basis to unduplicated students, and that does not have funding associated with the action, enter the planned quality improvement anticipated for the action as a percentage rounded to the nearest hundredth (0.00%). A limited action is an action that only serves foster youth, English learners, and/or low-income students.
  - As noted in the instructions for the Increased or Improved Services section, when identifying a Planned Percentage of Improved Services, the LEA must describe the methodology that it used to determine the contribution of the action towards the proportional percentage. The percentage of improved services for an action corresponds to the amount of LCFF funding that the LEA estimates it would expend to implement the action if it were funded.

For example, an LEA determines that there is a need to analyze data to ensure that instructional aides and expanded learning providers know what targeted supports to provide to students who are foster youth. The LEA could implement this action by hiring additional staff to collect and analyze data and to coordinate supports for students, which, based on the LEA's current pay scale, the LEA estimates would cost \$165,000. Instead, the LEA chooses to utilize a portion of existing staff time to analyze data relating to students who are foster youth. This analysis will then be shared with site principals who will use the data to coordinate services provided by instructional assistants and expanded learning providers to target support to students. In this example, the LEA would divide the estimated cost of \$165,000 by the amount of LCFF Funding identified in the Data Entry Table and then convert the quotient to a percentage. This percentage is the Planned Percentage of Improved Services for the action.

## ***Contributing Actions Table***

As noted above, information will not be entered in the Contributing Actions Table; however, the 'Contributing to Increased or Improved Services?' column will need to be checked to ensure that only actions with a "Yes" are displaying. If actions with a "No" are displayed or if actions that are contributing are not displaying in the column, use the drop-down menu in the column header to filter only the "Yes" responses.

## ***Annual Update Table***

In the Annual Update Table, provide the following information for each action in the LCAP for the relevant LCAP year:

- **Estimated Actual Expenditures:** Enter the total estimated actual expenditures to implement this action, if any.

## ***Contributing Actions Annual Update Table***

In the Contributing Actions Annual Update Table, check the ‘Contributing to Increased or Improved Services?’ column to ensure that only actions with a “Yes” are displaying. If actions with a “No” are displayed or if actions that are contributing are not displaying in the column, use the drop-down menu in the column header to filter only the “Yes” responses. Provide the following information for each contributing action in the LCAP for the relevant LCAP year:

- **6. Estimated Actual LCFF Supplemental and/or Concentration Grants:** Provide the total amount of LCFF supplemental and concentration grants estimated based on the number and concentration of unduplicated students in the current school year.
- **Estimated Actual Expenditures for Contributing Actions:** Enter the total estimated actual expenditure of LCFF funds used to implement this action, if any.
- **Estimated Actual Percentage of Improved Services:** For any action identified as contributing, being provided on a Limited basis only to unduplicated students, and that does not have funding associated with the action, enter the total estimated actual quality improvement anticipated for the action as a percentage rounded to the nearest hundredth (0.00%).
  - Building on the example provided above for calculating the Planned Percentage of Improved Services, the LEA in the example implements the action. As part of the annual update process, the LEA reviews implementation and student outcome data and determines that the action was implemented with fidelity and that outcomes for foster youth students improved. The LEA reviews the original estimated cost for the action and determines that had it hired additional staff to collect and analyze data and to coordinate supports for students that estimated actual cost would have been \$169,500 due to a cost of living adjustment. The LEA would divide the estimated actual cost of \$169,500 by the amount of LCFF Funding identified in the Data Entry Table and then convert the quotient to a percentage. This percentage is the Estimated Actual Percentage of Improved Services for the action.

## ***LCFF Carryover Table***

- **9. Estimated Actual LCFF Base Grant:** Provide the total amount of estimated LCFF Target Entitlement for the current school year, excluding the supplemental and concentration grants and the add-ons for the Targeted Instructional Improvement Block Grant program, the former Home-to-School Transportation program, and the Small School District Transportation program, pursuant to 5 CCR Section 15496(a)(8). Note that the LCFF Base Grant for purposes of the LCAP also includes the Necessary Small Schools and Economic Recovery Target allowances for school districts, and County Operations Grant for COEs. See *EC* sections 2574 (for COEs) and 42238.02 (for school districts and charter schools), as applicable, for LCFF entitlement calculations.
- **10. Total Percentage to Increase or Improve Services for the Current School Year:** This percentage will not be entered. The percentage is calculated based on the amounts of the Estimated Actual LCFF Base Grant (9) and the Estimated Actual LCFF Supplemental and/or Concentration Grants (6), pursuant to 5 CCR Section 15496(a)(8), plus the LCFF Carryover – Percentage from the prior year. This is the percentage by which services for unduplicated pupils must be increased or improved as compared to the services provided to all students in the current LCAP year.

## ***Calculations in the Action Tables***

To reduce the duplication of effort of LEAs, the Action Tables include functionality such as pre-population of fields and cells based on the information provided in the Data Entry Table, the Annual Update Summary Table, and the Contributing Actions Table. For transparency, the functionality and calculations used are provided below.

### **Contributing Actions Table**

- **4. Total Planned Contributing Expenditures (LCFF Funds)**
  - This amount is the total of the Planned Expenditures for Contributing Actions (LCFF Funds) column.
- **5. Total Planned Percentage of Improved Services**
  - This percentage is the total of the Planned Percentage of Improved Services column.
- **Planned Percentage to Increase or Improve Services for the coming school year (4 divided by 1, plus 5)**
  - This percentage is calculated by dividing the Total Planned Contributing Expenditures (4) by the Projected LCFF Base Grant (1), converting the quotient to a percentage, and adding it to the Total Planned Percentage of Improved Services (5).

### **Contributing Actions Annual Update Table**

Pursuant to *EC* Section 42238.07(c)(2), if the Total Planned Contributing Expenditures (4) is less than the Estimated Actual LCFF Supplemental and Concentration Grants (6), the LEA is required to calculate the difference between the Total Planned Percentage of Improved Services (5) and the Total Estimated Actual Percentage of Improved Services (7). If the Total Planned Contributing Expenditures (4) is equal to or greater than the Estimated Actual LCFF Supplemental and Concentration Grants (6), the Difference Between Planned and Estimated Actual Percentage of Improved Services will display “Not Required.”

- **6. Estimated Actual LCFF Supplemental and Concentration Grants**
  - This is the total amount of LCFF supplemental and concentration grants the LEA estimates it will actually receive based on the number and concentration of unduplicated students in the current school year.
- **4. Total Planned Contributing Expenditures (LCFF Funds)**
  - This amount is the total of the Last Year's Planned Expenditures for Contributing Actions (LCFF Funds).
- **7. Total Estimated Actual Expenditures for Contributing Actions**
  - This amount is the total of the Estimated Actual Expenditures for Contributing Actions (LCFF Funds).
- **Difference Between Planned and Estimated Actual Expenditures for Contributing Actions (Subtract 7 from 4)**

- This amount is the Total Estimated Actual Expenditures for Contributing Actions (7) subtracted from the Total Planned Contributing Expenditures (4).
- **5. Total Planned Percentage of Improved Services (%)**
  - This amount is the total of the Planned Percentage of Improved Services column.
- **8. Total Estimated Actual Percentage of Improved Services (%)**
  - This amount is the total of the Estimated Actual Percentage of Improved Services column.
- **Difference Between Planned and Estimated Actual Percentage of Improved Services (Subtract 5 from 8)**
  - This amount is the Total Planned Percentage of Improved Services (5) subtracted from the Total Estimated Actual Percentage of Improved Services (8).

## **LCFF Carryover Table**

- **10. Total Percentage to Increase or Improve Services for the Current School Year (6 divided by 9 plus Carryover %)**
  - This percentage is the Estimated Actual LCFF Supplemental and/or Concentration Grants (6) divided by the Estimated Actual LCFF Base Grant (9) plus the LCFF Carryover – Percentage from the prior year.
- **11. Estimated Actual Percentage of Increased or Improved Services (7 divided by 9, plus 8)**
  - This percentage is the Total Estimated Actual Expenditures for Contributing Actions (7) divided by the LCFF Funding (9), then converting the quotient to a percentage and adding the Total Estimated Actual Percentage of Improved Services (8).
- **12. LCFF Carryover — Dollar Amount LCFF Carryover (Subtract 11 from 10 and multiply by 9)**
  - If the Estimated Actual Percentage of Increased or Improved Services (11) is less than the Estimated Actual Percentage to Increase or Improve Services (10), the LEA is required to carry over LCFF funds.

The amount of LCFF funds is calculated by subtracting the Estimated Actual Percentage to Increase or Improve Services (11) from the Estimated Actual Percentage of Increased or Improved Services (10) and then multiplying by the Estimated Actual LCFF Base Grant (9). This amount is the amount of LCFF funds that is required to be carried over to the coming year.

- **13. LCFF Carryover — Percentage (12 divided by 9)**
  - This percentage is the unmet portion of the Percentage to Increase or Improve Services that the LEA must carry over into the coming LCAP year. The percentage is calculated by dividing the LCFF Carryover (12) by the LCFF Funding (9).

### Expenditures by Resource Code

	2024-2025			2025-2026			2026-2027		
	<u>Allocation</u>	<u>In LCAP</u>	<u>Difference</u>	<u>Allocation</u>	<u>In LCAP</u>	<u>Difference</u>	<u>Allocation</u>	<u>In LCAP</u>	<u>Difference</u>
LCFF	\$3,567,673	\$345,174	\$3,222,499	\$3,777,207	\$329,485	\$3,447,722	\$3,777,207	\$250,962	\$3,526,245
LCFF, S&C	\$1,199,993	\$1,199,993		\$1,265,070	\$1,265,070		\$1,199,993	\$1,199,993	
SpEd (Fd)	\$66,400	\$66,400		\$42,735	\$42,735		\$66,400	\$66,400	
SpEdDisc (Fd)	\$14,219		\$14,219				\$14,219		\$14,219
Inter Contracts									
Title I	\$194,525		\$194,525	\$200,222		\$200,222	\$194,525		\$194,525
Title II	\$19,903		\$19,903	\$10,231		\$10,231	\$19,903		\$19,903
Title III	\$18,454		\$18,454	\$18,105		\$18,105	\$18,454		\$18,454
ESSA	\$14,403		\$14,403	\$15,956		\$15,956	\$14,403		\$14,403
Other Federal	\$22,523		\$22,523	\$19,939		\$19,939	\$22,523		\$22,523
SpEd (CA)	\$138,137		\$138,137	\$142,531		\$142,531	\$138,137		\$138,137
Mandated Cost	\$12,257		\$12,257	\$12,774		\$12,774	\$12,257		\$12,257
Lottery	\$77,813		\$77,813	\$89,211		\$89,211	\$77,813		\$77,813
ELOP	\$203,279	\$50,000	\$153,279	\$538,171	\$450,000	\$88,171	\$203,279	\$50,919	\$152,360
ASES	\$203,279		\$203,279	\$203,279		\$203,279	\$203,279		\$203,279
LREBG				\$100,000	\$100,000				
Other CA	\$827,526	\$992	\$826,534	\$149,996		\$149,996	\$149,996		\$149,996
Interest	\$75,500		\$75,500	\$50,635		\$50,635	\$75,500		\$75,500
Other Fees	\$24,600		\$24,600	\$53,565		\$53,565	\$24,600		\$24,600
Other Local	\$73,000		\$73,000	\$73,000		\$73,000	\$73,000		\$73,000

\$6,753,485	\$1,662,559	\$6,762,627	\$2,187,290	\$6,285,489	\$1,568,274
\$6,753,485	\$1,662,559	\$6,762,627	\$2,187,290	\$6,285,489	\$1,568,274
	\$1,662,559		\$2,187,290		\$1,568,274



**Priority 1:**

Number/percentage of misassignments of teachers of English learners, total teacher misassignments, and vacant teacher positions:

22%

Number/percentage of students without access to their own copies of standards-aligned instructional materials for use at school and at home:

0%

Number of identified instances where facilities do not meet the “good repair” standard (including deficiencies and extreme deficiencies):

9

Optional: Provide any additional information that the local educational agency believes is relevant to understanding its progress on meeting the requirements for appropriately assigned teachers, access to curriculum-aligned instructional materials, and safe, clean and functional school facilities. (1500 character limit)

---

**Priority 2:**  97% 95% 92.6% 78.6%

In the narrative box, identify the locally selected measures or tools that the local educational agency is using to track its progress in implementing the state academic standards adopted by the State Board of Education and briefly describe why the local educational agency chose the selected measures or tools.

Additionally, summarize the local educational agency's progress in implementing the academic standards adopted by the State Board of Education, based on the locally selected measures or tools. (3000 character limit) 1263

The LEA uses an internally developed self assessment tool to measure the implementation of the CA State Academic Standards (CASS). The survey is taken by each teacher in a facilitated focus group environment. This setting allows the teachers to ask clarifying questions of the facilitator and each other. The self assessment tool asks questions about the number of students taught, how many have the most current CASS aligned curriculum, and what percentage of instruction in the various content areas is rigorously aligned to the most recently adopted CASS.

The LEA chose this particular tool because it focuses on the implementation of standards in the instructional process and gives the district one number to simply and effectively measure annual progress. In addition this tool was developed before the CDE's self-reflection tools and thus provides annual growth going back three academic years.

The 2023-24 and 2024-25 average response to the question, "Of the daily instruction your students receive from you, what percentage is rigorously aligned to the current CASS in your content area." was respectively, 97% and 92.6%. The 2023-24 and 2024-25 average response to the same question, but for ELD instruction only was 95% and 78.6%, respectively.

---

	Survey	Houses	Index	Input	Participation	Goal #	Goal
<b>Priority 3:</b> <input checked="" type="checkbox"/>	40	235	84.5	75.0	82.5	03	Create a safe, secure, and welcoming

If the local educational agency administers a local survey to parents/guardians in at least one grade within each grade span that the local educational agency serves (e.g., K–5, 6–8, 9–12), summarize:

- The key findings from the survey related to seeking input from parents/guardians in school and district decision making;
- The key findings from the survey related to promoting parental participation in programs; and
- Why the local educational agency chose the selected survey and whether the findings relate to the goals established for other Local Control Funding Formula priorities in the Local Control and Accountability Plan. (3000 character limit)

1093

The parent survey was administered to a random sample of parents in all grades served by the LEA during the spring of 2025. The sample included 40 responses in an LEA with an estimated family count of 235 for a response rate of 17%.

The key findings of the survey were:

1. Parent Input: 75.0 of parents agreed with the statement that, The school or district actively seeks the input of parents before making important decisions.
2. Parent Participation: 82.5 agreed with the survey statements suggesting that, the district provides multiple forms of support to parents.

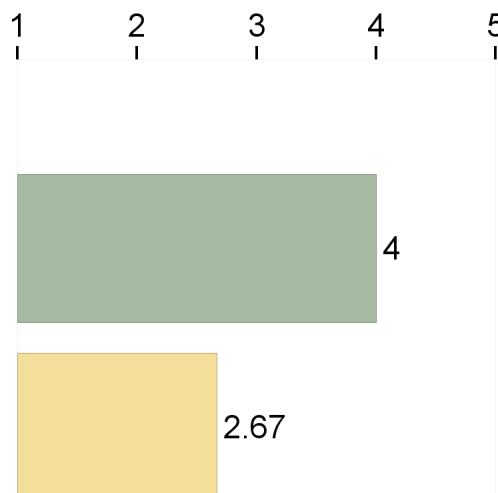
The LEA chose this parent survey tool because it is based on research by Michael Krist SBE President on what effective districts do to involve parents. It has also been used by the district for 4 years of LCAP, so there is longitudinal data to compare growth.

The survey assists the LEA in measuring the outcomes of goal 03 Create a safe, secure, and welcoming learning environment so Le Grand Scholars attend regularly and they and their families feel nurtured, engaged and connected to the school and with the staff.

**Priority 3 CDE Self Reflection Tool:**  
**Section 1**

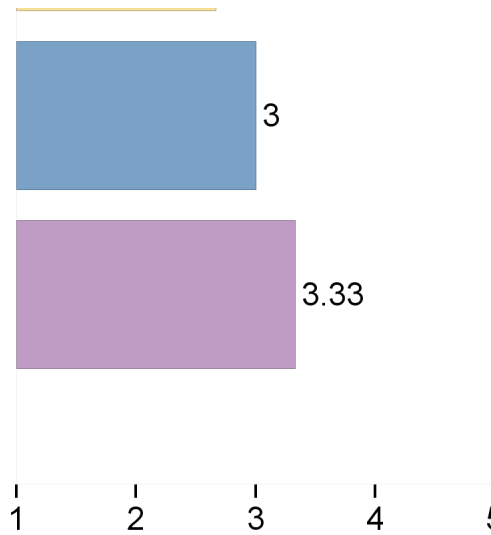
1. Rate the LEA's progress in developing the capacity of staff (i.e. administrators, teachers, and classified staff) to build trusting and respectful relationships with families

2. Rate the LEA's progress in creating welcoming environments for all families in the community.



3. Rate the LEA's progress in supporting staff to learn about each family's strengths, cultures, languages, and goals for their children.

4. Rate the LEA's progress in developing multiple opportunities for the LEA and school sites to engage in 2-way communication between families and educators using language that is understandable and accessible to families.



The following are practices that educational partners have said are the LEA's current strengths and focus areas in Building Relationships Between School Staff and Families. Following these is a list of actions that educational partners say are needed to build better relationships between school staff and underrepresented families.

Current Strengths:

Participating educational partners identified no current strengths

Current Focus Area:

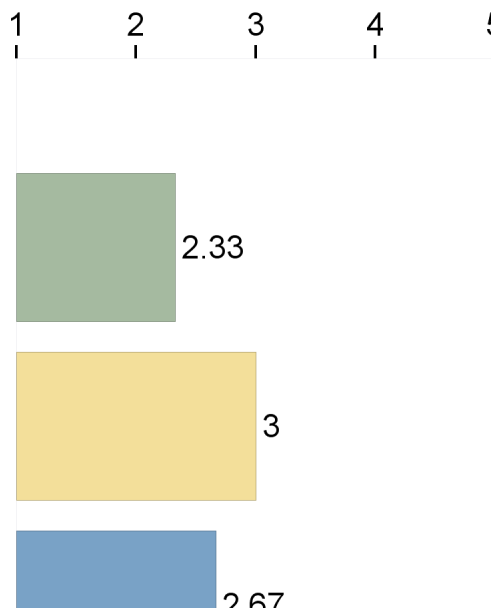
- Having friendly office staff
- Being present and positive at drop off and pick up
- Hosting family night activities
- Hosting before and after-school social functions
- Inviting parents to attend and participate in school functions
- Providing more opportunities for parents to be on campus
- Providing a variety of times for family information sessions
- Ensuring underrepresented families are present at DELAC, SSC and other committee meetings
- Working regularly with community partnership programs and organizations

**Priority 3 CDE Self Reflection Tool:  
Section 2**

5. Rate the LEA's progress in providing professional learning and support to teachers and principals to improve a school's capacity to partner with families.

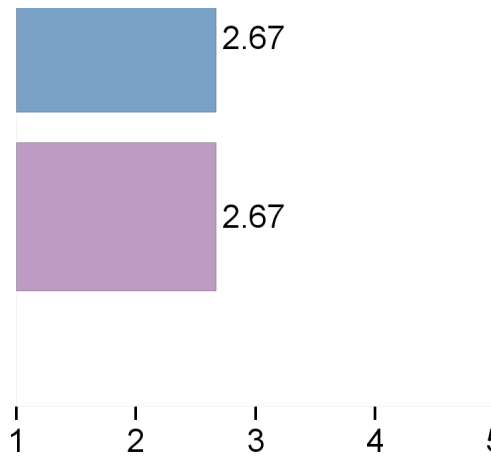
6. Rate the LEA's progress in providing families with information and resources to support student learning and development in the home.

7. Rate the LEA's progress in implementing policies or programs for teachers to meet with families and



students to discuss student progress and ways to work together to support improved student outcomes.

8. Rate the LEA's progress in supporting families to understand and exercise their legal rights and advocate for their own students and all students.



The following are practices that educational partners have said are the LEA's current strengths and focus areas in Building Partnerships for Student Outcomes. Following these is a list of actions that educational partners say are needed to build better partnerships for student outcomes with underrepresented families.

Current Strengths:

- Creating an anti-bullying environment

Current Focus Area:

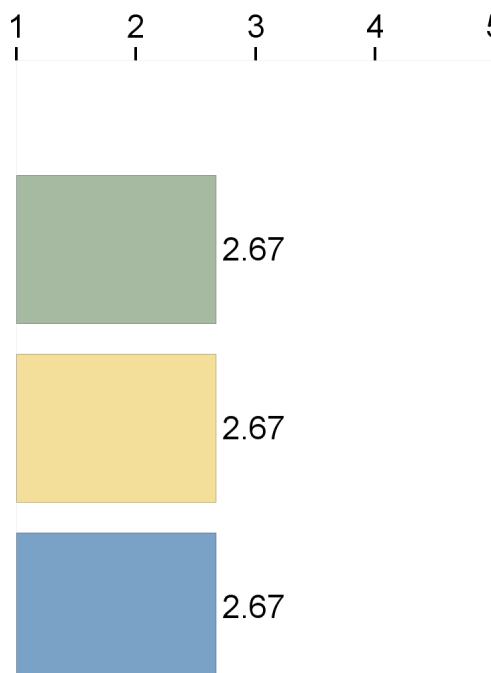
- Having friendly office staff
- Being present and positive at drop off and pick up
- Hosting family night activities
- Hosting before and after-school social functions
- Inviting parents to attend and participate in school functions
- Providing more opportunities for parents to be on campus
- Providing a variety of times for family information sessions
- Ensuring underrepresented families are present at DELAC, SSC and other committee meetings
- Working regularly with community partnership programs and organizations
- Offering more sports activities
- Creating an environment where all students and families feel safe and respected

**Priority 3 CDE Self Reflection Tool:**  
**Section 3**

9. Rate the LEA's progress in building the capacity of and supporting principals and staff to effectively engage families in advisory groups and with decision-making.

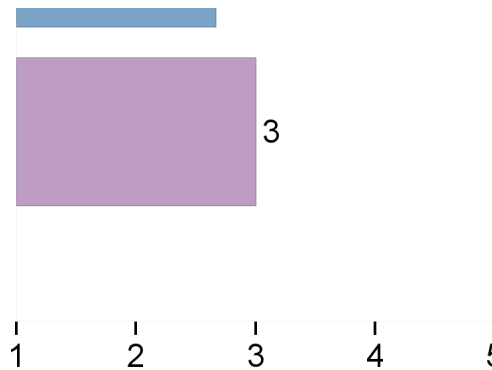
10. Rate the LEA's progress in building the capacity of and supporting family members to effectively engage in advisory groups and decision-making.

11. Rate the LEA's progress in providing all families with opportunities to provide input on policies and programs, and implementing strategies to reach and seek input from any underrepresented groups in the school



community.

12. Rate the LEA's progress in providing opportunities to have families, teachers, principals, and district administrators work together to plan, design, implement and evaluate family engagement activities at school and district levels.



The following are practices that educational partners have said are the LEA's current strengths and focus areas in Seeking Input for Decision Making. Following these is a list of actions that educational partners say are needed to better seek input for decision making from underrepresented families.

Current Strengths:

- Collecting information from families through web surveys
- Providing families with a calendar of district meetings
- Providing all written communication in both English and Spanish
- Ensuring underrepresented families are present at DELAC, SSC and other committee meetings
- Holding parent conferences and SST meetings
- Holding regular School Site Council Meetings
- Holding regular DELAC / ELAC Meetings
- Working regularly with community partnership programs and organizations
- Treating all families' needs and beliefs with equal care
- Utilizing the community liaison to reach out to underrepresented families
- Continuing to serve underrepresented populations through the adult education program
- Providing workshops for parents on School Site Council purpose and rules
- Providing workshops for parents on ELAC and DELAC purpose and rules

**Priority 6:**

Local educational agencies will provide a narrative summary of the local administration as analysis of a local climate survey that captures a valid measure of student perceptions of school safety and connectedness in at least one grade within the grade span (e.g., K-5, 6-8, 9-12). Specifically, local educational agencies will have an opportunity to include differences among student groups, and for surveys that provide an overall score, such as the California Healthy Kids Survey report the overall score for all students and student groups. This summary may also include an analysis of a subset of specific items on a local survey that are particularly relevant to school safety and connectedness.

(3000 character limit) 576

The *ESE Student Climate Survey* was administered to grades 6-8 by the LEA during the spring of 2025.

Two questions that were of particular import to the LEA in evaluating priority 6 were:

1. The questions relating to school connectedness. These questions differ slightly at each grade level, but they measure students' sense of connectedness to the school. 56.8% of students say they feel connected with their school.

2. The questions relating to school safety. These questions measure whether students feel safe at school. 67.4% of students say they feel safe at school.

**Score**

**Priority 7:**  100%

1. Briefly identify the locally selected measures or tools that the LEA is using to track the extent to which all students have access to, and are enrolled in, a broad course of study, based on grade spans, unduplicated student groups, and individuals with exceptional needs served.

(3000 character limit) 532

The district developed a self evaluation tool to determine the percentage of students ( including unduplicated and exceptional needs students ) that have access to each required course of study. This percentage is evaluated at each grade level and for each required course of study per Ed Code EC 51210 and 51220. These percentages are then aggregated to give the district a percentage score on the access that students have to the broad course of study. The self evaluation tool for the 2024-25 school year gave a score of 100%.

2. Using the locally selected measures or tools, summarize the extent to which all students have access to, and are enrolled in, a broad course of study. The summary should identify any differences across school sites and student groups in access to, and enrollment in, a broad course of study. LEAs may describe progress over time in the extent to which all students have access to, and are enrolled in, a broad course of study. (3000 character limit) 418

The self evaluation tool for the 2024-25 school year gave a score of 100%. There is only one site per grade range; therefore, there are no access differences across sites. It was the determination of the district while using the self evaluation tool, that both the unduplicated sub group and the students with exceptional needs sub group had the same access to the broad range of study that the general population had.

3. Given the results of the tool or locally selected measures, identify the barriers preventing the LEA from providing access to a broad course of study for all students.

(3000 character limit) 254

One large barrier to providing a broad course of study to all students is the limited number of teachers within the district. With only 22.00 teachers for grades TK-8 it is a challenge to provide adequate access in areas like applied and performing arts.

4. In response to the results of the tool or locally selected measures, what revisions, decisions, or new actions will the LEA implement, or has the LEA implemented, to ensure access to a broad course of study for all students? (3000 character limit) 155

The district will work to increase student access to visual and performing arts and career technical education including coding and technology instruction.