



HOME OF
THE
VIKINGS

Lynbrook

1280 Johnson Ave, San Jose, CA 95129
Ph (408) 366-7700 || Fax (408) 257-0551 || www.lhs.fuhsd.org

School Profile 2025-26

CEEB Code 053463

A National Blue Ribbon School
2008 and 2024
Intel School of Distinction 2011
Awarded California Distinguished
School eight times, including 2024
Western Association of Schools and
Colleges Accredited

Class of 2026

Individual class rank is not reported;
GPA distribution chart shows the
number of seniors in each
unweighted, cumulative GPA
category as of August

3.75 – 4.0	238	57.07%
3.5 – 3.74	79	18.94%
3.0 – 3.49	65	15.59%
2.5 – 2.99	21	5.04%
2.0 – 2.49	10	2.40%
< 2.0	4	0.96%

Graduation Requirements

English – 4 years
Social Studies – 3 years
Math – 2 years
Physical Education – 2 years
Science – 2 years
Core Electives: World Language, Fine
Arts, Applied Academics – must
complete 1 year from two of these
subjects
Additional Electives – 7 courses

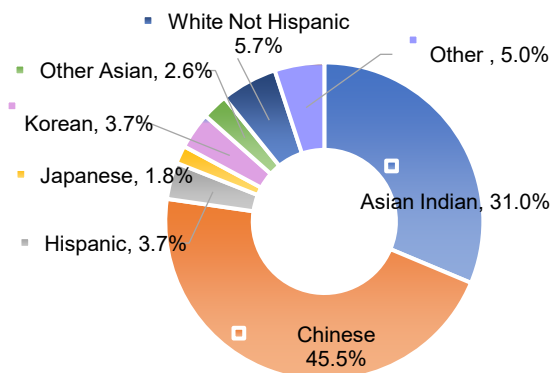
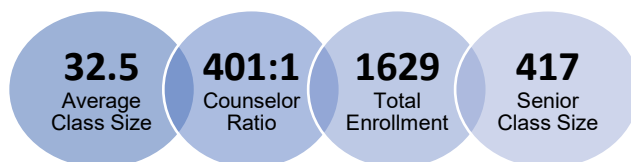
GPA and Related Procedures

- Grades and credits are posted at the end of each semester
- Most FUHSD classes are year-long (10 credits total; 5 each semester) and meet for 150 instructional hours
- Coursework from non-accredited or out-of-country schools are transferred as Pass/Fail
- GPA is calculated at the end of each semester (A=4; B=3; C=2; D=1; F=0)
- Final semester grade marks include letter grades only and no +/- scale option
- Three GPAs are identified on the transcript, all unweighted:
 - Cumulative (all grades 9-12)
 - 9-12 Academic courses
 - 10-12 Academic courses
- Students only guaranteed 6 classes per year
- Students are limited to 1 course per subject area per year
- Many students supplement with community college and online classes

Lynbrook is a comprehensive, 4-year, suburban public school on a modified block schedule, offering a well-rounded educational program to students from West San Jose and a portion of northern Saratoga. The vision of the school is to create a dynamic environment of respect and achievement where all can learn deeply, apply their knowledge and contribute purposefully. Our goal is for students to graduate prepared to succeed in the 21st century with an emphasis in Collaboration, Creative Critical Thinking, Citizenship, and Communication. The Lynbrook Guidance Program consists of four full-time counselors and two part-time College and Career Advisors who engage with students, parents, and staff to deliver a comprehensive guidance program that personalizes the planning and counseling experience based on each student's needs and postsecondary goals.

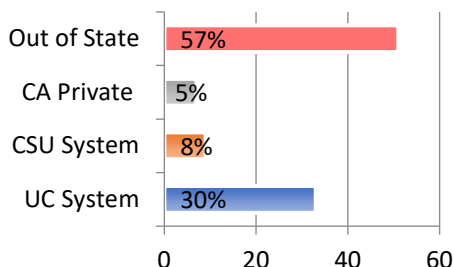
Curriculum Notes

Lynbrook maintains a broad range of academic and elective course offerings for students. Beginning in the 2023-24 school year, Health and Introduction to Ethnic Studies courses were introduced and are currently offered as semester-long courses; it is anticipated these courses will become graduation requirements. Our business and computer science courses continue to be highly impacted, with many students not able to enroll. Lynbrook students utilize local community colleges and other high school programs for enrichment and most of these courses are not recorded on the Lynbrook High School transcript.



Class of 2025 Post-Graduation Plans

– 4 Year College/University	83%
– 2-Year College	12%
– All Colleges	95%
– Unknown or Other	5%



Our Community

Administration

Janice Chen, Ed.D.
Principal

Yukari Salazar
Assistant Principal A-Gh

Eric Wong
Assistant Principal Gi-Lim

Tara Grande
Assistant Principal Lin-Sha

Kimberlee Morgan
Assistant Principal Shb-Z

Calvin Wong
Executive Assistant

School Counselors

Nikki Dang, Ed.D. (A-Gh)
Tania Yang (Gi-Lim)
Shana Howden (Lin-Sha)
Malissa Goldstein (Shb-Z)

College and Career Advisors

Shveta Bagade
Kathy Tang

All staff can be reached by
email: first_last@fuhsd.org

Specialized Populations

- Students with Disabilities 7.9%
- English Learners 3.7%
- Socio-Economically Disadvantaged 7.3%
- Students in off-site programs 1.5%

Parent Education Level

- Graduate Degree or Higher: 1,377
- College Graduate: 233
- Some College: 33
- High School Graduate: 16
- Not a High School Graduate: 9

Quality Education

CAASPP (Smarter Balanced) SY 2024-25	ELA	Math
Exceeding expectations	76%	79%
Meeting standard	16%	14%
Nearing standard	5%	4%
Not meeting standard	3%	3%

Faculty Information

Certificated Staff	86
Classified Staff	73
W/ Masters degree	64 (74%)
W/ Doctorate degree	4 (4.6%)

AP and Honors Courses

Annually students are provided course recommendations from teachers, however enrollment remains open access with limitations indicated below

English

AP Language & Composition (11th)
AP English Literature (12th)

Social Studies

AP US History (11th)
AP US Government & Politics (12th)

Math

Pre-Calculus Honors
AP Statistics
AP Calculus AB & BC*
AP Computer Science & CS Principles*

**students limited to 1 Calc and 1 CS course at Lynbrook in 4 years*

Science

Chemistry Honors (10th-12th)
Physics Honors (10th-12th)
AP Chemistry (11th/12th)
AP Biology (11th/12th)
AP Physics C: Mechanics (11th/12th)

World Languages

Chinese 4 Honors
French 4 Honors
Japanese 4 Honors
Spanish 4 Honors

AP Chinese Language & Culture
AP French Language & Culture
AP Japanese Language & Culture
AP Spanish Language & Culture

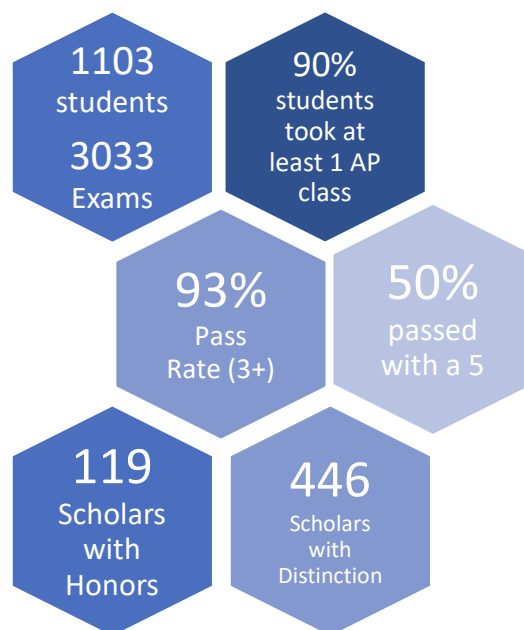
Fine Art

Advanced Drama Honors
AP 2D Art & Design

Outstanding Co-Curricular and Extra-Curricular Programs

- State and nationally recognized competitive Math Club, Science Clubs, DECA, FBLA, Robotics Team, Speech & Debate Team and Japanese Honor Society
- Nationally recognized visual arts program, Award-winning music programs; orchestra and marching band tour internationally
- Award-winning student publications: Valhalla Yearbook, Epic Newspaper and Vertigo Literary Magazine
- Interscholastic athletic program with 34 sports teams, Drill Team & Color Guard, Spirit Squad and a nationally recognized dance team
- Over 70 active clubs with faculty advisors
- No volunteer work required for graduation, yet students complete thousands of hours of service

AP Score Summary 2025



SAT/ACT Score Summary 2025

(scores through July 2025)

SAT Test takers 326	<ul style="list-style-type: none">• Mean 1415• Reading & Writing Mean 690• Math Mean 724
ACT Test takers 106	<ul style="list-style-type: none">• Average Composite LHS 30.8• Average Composite California 26.5 (2024)
NMSC	<ul style="list-style-type: none">• 2026 Semifinalists 55• 2026 Commended TBD• 2025 Finalists 44

Class of 2025 Top Intended Majors (of 392 respondents):

- Computer Science/Data Science/IS – 74
- Engineering (various)/Architecture – 84
- Sciences (Biological, physical, nursing) – 67
- Business/Economics/Finance – 46
- Psychology/Cognitive Science/Criminology – 24
- Math/Statistics – 20
- Undecided – 11

Lynbrook Graduate Matriculation from 2022-2025 (list not exhaustive)

Community Colleges

Cabrillo College (2)
DeAnza College (85)
Evergreen Valley College (2)
Foothill College (17)
Mission College (2)
Orange Coast College (1)
San Jose City College (1)
Santa Monica College (1)
West Valley College (26)

Cal State Universities

Cal Poly, SLO (31)
Cal Poly, Pomona (3)
Fullerton (3)
Long Beach (5)
Northridge (2)
Sacramento (2)
San Diego (3)
San Francisco (6)
San Jose (75)
Sonoma (1)

Univ of California

Berkeley (94)
Davis (49)
Irvine (48)
UCLA (45)
Merced (17)
Riverside (54)
San Diego (35)
Santa Barbara (73)
Santa Cruz (55)

Private/Out of State

Amherst College (1)
Arizona State University (14)
Art Center College of Design (1)
Babson College (2)
Barnard (2)
Baylor (1)
Boston University (16)
Brandeis (2)

Brigham Young (1)
Brown (4)
Cal Institute of Technology (4)
Carleton University (1)
Carnegie Mellon (42)
Case Western Reserve (19)
Chapman (9)
Citadel Military, SC (1)
Claremont McKenna (3)
Colgate (1)
Columbia (2)
Colorado College (1)
Colorado State (2)
Cooper Union (2)
Cornell (25)
DePaul (1)
Drexel (2)
Duke (3)
Embry-Riddle Aeronautical, AZ (1)
Emory (14)
Emory-Oxford (1)
Fashion Institute of Tech (1)
Franklin Olin College (1)
Georgetown (10)
Georgia Institute of Tech (10)
Grinnell (1)
Harvard (3)
Harvey Mudd (5)
Indiana U, Bloomington (14)
Johns Hopkins (5)
Johnson & Wales (1)
Lewis & Clark (4)
Linfield University (1)
Loyola Marymount (3)
Loyola Univ, Chicago (1)
Macalester (1)
MIT (18)
McGill University (3)
Michigan State (3)
New Jersey Institute of Tech (1)
New York Univ (38)

Northeastern (25)
Northwestern (6)
Nova Southeastern (2)
Occidental (1)
Ohio State (3)
Peabody Conservatory JHU (1)
Penn State Univ–Main Campus (5)
Point Park University (1)
Pomona College (3)
Pratt Institute (2)
Purdue–Main Campus (89)
Rensselaer Polytechnic (4)
RISD (3)
Rice (12)
Ritsumeikan University (1)
Rochester Institute of Tech (3)
Rutgers–New Brunswick (5)
Rutgers–Newark (1)
Saint Mary's College of CA (1)
San Francisco Conservatory (1)
Santa Clara (26)
Scripps (1)
Simon Fraser University (2)
Smith College (1)
St. John's University NY (1)
Stanford (11)
Stony Brook Univ (1)
Temple (1)
Texas A & M College Station (6)
Texas Christian University (1)
The George Washington Univ (3)
The New England Conservatory (1)
The New School (4)
Tufts (3)
Tulane (1)
Union College NY (1)
United States Air Force (1)
US Military Academy (1)
Universiteit van Amsterdam (1)
Univ of Arizona (1)
Univ of British Columbia (4)

Univ of Chicago (6)
Univ of Colorado Boulder (5)
Univ of Denver (1)
Univ of Hawaii, Manoa (3)
Univ of Illinois, Urbana-Champaign (75)
Univ of Maryland College Park (24)
Univ of Massachusetts Amherst (8)
Univ of Michigan, Ann Arbor (12)
Univ of Miami (1)
Univ of New Haven (1)
UNC, Chapel Hill (1)
Univ of Oregon (7)
Univ of Oxford (1)
Univ of Pennsylvania (15)
Univ of Pittsburgh (1)
Univ of Puget Sound (3)
Univ of Redlands (1)
Univ of Rochester (2)
Univ of San Francisco (2)
Univ of South Florida (1)
Univ of Southern California (19)
Univ of Texas Austin (32)
Univ of Texas Dallas (1)
Univ of the Pacific (9)
Univ of Toledo (1)
Univ of Toronto (2)
Univ of Utah (2)
Univ of Victoria (2)
Univ of Washington Seattle (49)
Univ of Wisconsin Madison (24)
Univ of Waterloo (1)
Vanderbilt (1)
Virginia Tech (6)
Washington Univ in St Louis (3)
Wellesley (3)
Wheaton (2)
Williams College (1)
Yale (4)