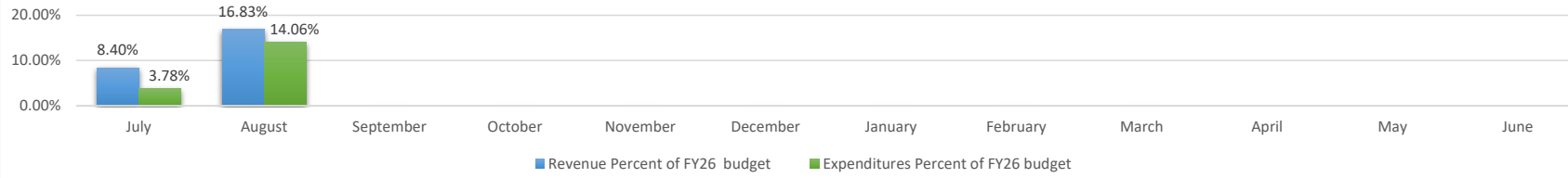




# Finance Summary as of August 31, 2025

## Operational Revenue vs. Expenditures



**AA Academy received 16.83% of budgeted Operational revenue & expended 14.06% of budget thru August 2025.**

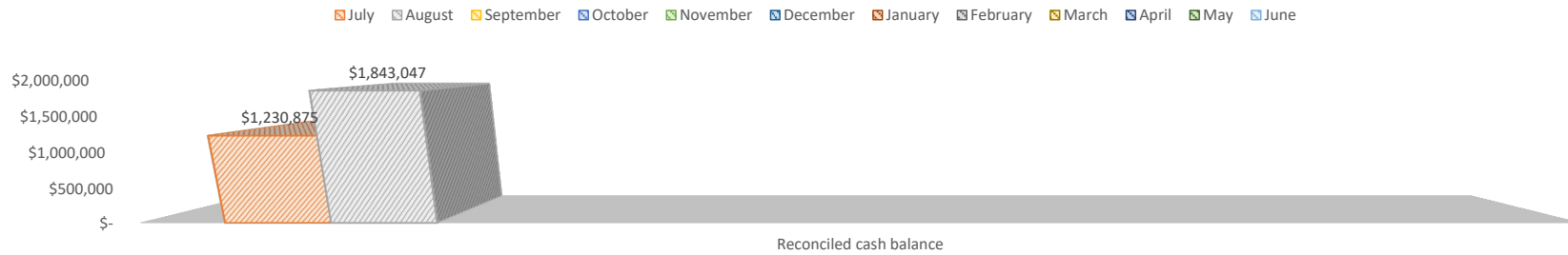
**Bank Reconciliation:**

- August 2025
  - o Reconciled cash balance at month end was \$1,071,968.37
  - o Outstanding items total \$96,684.02
  - o Revenues exceeded Expenditures by \$221,876.00 for the month.

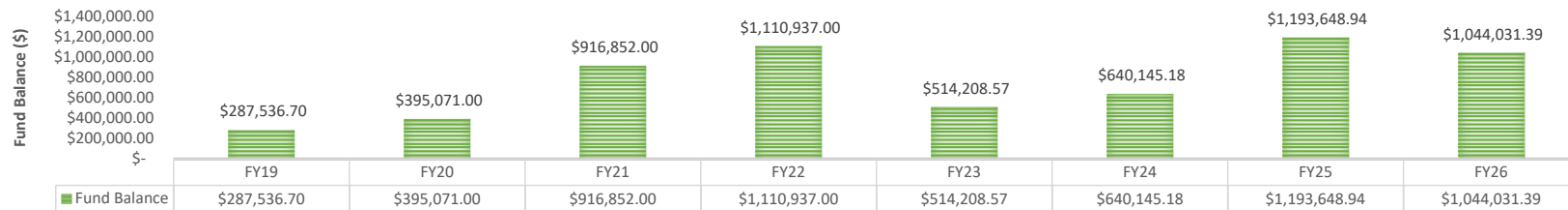
**BARS for Approval:**

BAR-2526-11000-0002-T  
 BAR-2526-11000-0003-M

## FY26 OPERATIONAL CASH BALANCE



## HISTORICAL OPERATIONAL FUND BALANCE





Albuquerque Aviation Academy  
 Combining Revenue and Expenses for All Funds  
 July 1, 2025 - August 31, 2025

Fund Description	11000 Operational	13000 Pupil Transportation	23000 Student Activities	24101 Title I	24106 IDEA-B	24154 Title II	24172 Carl Perkins - Reserve	24174 Carl Perkins - Current	24176 Carl Perkins - Redistribute
41110 - Ad Valorem Taxes School District	\$0.00	\$0.00	\$0.00	\$0.00	\$0.00	\$0.00	\$0.00	\$0.00	\$0.00
41701 - Fees Activities	\$0.00	\$0.00	\$35.17	\$0.00	\$0.00	\$0.00	\$0.00	\$0.00	\$0.00
41702 - Fees Educational	\$6,400.00	\$0.00	\$0.00	\$0.00	\$0.00	\$0.00	\$0.00	\$0.00	\$0.00
41953 - Insurance Recoveries	\$83.75	\$0.00	\$0.00	\$0.00	\$0.00	\$0.00	\$0.00	\$0.00	\$0.00
41510 - Interest on Investments	\$1,952.12	\$0.00	\$0.00	\$0.00	\$0.00	\$0.00	\$0.00	\$0.00	\$0.00
43101 - State Equalization Guarantee	\$690,674.10	\$0.00	\$0.00	\$0.00	\$0.00	\$0.00	\$0.00	\$0.00	\$0.00
43206 - Transportation Distribution	\$0.00	\$54,082.00	\$0.00	\$0.00	\$0.00	\$0.00	\$0.00	\$0.00	\$0.00
44504 - Federal Flowthrough Prior Year	\$0.00	\$0.00	\$0.00	\$18,972.81	\$17,652.09	\$188.77	\$0.00	\$0.00	\$0.00
<b>Total Revenue</b>	<b>\$699,109.97</b>	<b>\$54,082.00</b>	<b>\$35.17</b>	<b>\$18,972.81</b>	<b>\$17,652.09</b>	<b>\$188.77</b>	<b>\$0.00</b>	<b>\$0.00</b>	<b>\$0.00</b>
1000 - Instruction	\$329,844.28	\$0.00	\$1,649.88	\$5,434.44	\$0.00	\$0.00	\$9,458.00	\$2,468.38	\$0.00
2100 - Support Services-Students	\$39,681.02	\$0.00	\$0.00	\$0.00	\$4,950.60	\$0.00	\$0.00	\$0.00	\$0.00
2200 - Support Services-Instruction	\$27,572.99	\$0.00	\$0.00	\$0.00	\$0.00	\$0.00	\$0.00	\$0.00	\$0.00
2300 - Support Services-General Administration	\$53,555.66	\$0.00	\$0.00	\$0.00	\$0.00	\$0.00	\$0.00	\$0.00	\$0.00
2400 - Support Services-School Administration	\$46,652.06	\$0.00	\$0.00	\$0.00	\$0.00	\$0.00	\$0.00	\$0.00	\$0.00
2500 - Central Services	\$49,497.05	\$0.00	\$0.00	\$0.00	\$0.00	\$0.00	\$0.00	\$0.00	\$0.00
2600 - Operation & Maintenance of Plant	\$137,995.84	\$0.00	\$0.00	\$0.00	\$0.00	\$0.00	\$0.00	\$0.00	\$0.00
2700 - Student Transportation	\$10,319.53	\$29,744.70	\$0.00	\$0.00	\$0.00	\$0.00	\$0.00	\$0.00	\$0.00
4000 - Capital Outlay	\$0.00	\$0.00	\$0.00	\$0.00	\$0.00	\$0.00	\$0.00	\$0.00	\$0.00
<b>Total Expenditure</b>	<b>\$695,118.43</b>	<b>\$29,744.70</b>	<b>\$1,649.88</b>	<b>\$5,434.44</b>	<b>\$4,950.60</b>	<b>\$0.00</b>	<b>\$9,458.00</b>	<b>\$2,468.38</b>	<b>\$0.00</b>
<b>Total Other Financing Sources (Uses)</b>	<b>\$0.00</b>	<b>\$0.00</b>	<b>\$0.00</b>	<b>\$0.00</b>	<b>\$0.00</b>	<b>\$0.00</b>	<b>\$0.00</b>	<b>\$0.00</b>	<b>\$0.00</b>
<b>Excess (deficiency) of revenues and other financing sources over expenditures and other financing uses</b>	<b>\$3,991.54</b>	<b>\$24,337.30</b>	<b>(\$1,614.71)</b>	<b>\$13,538.37</b>	<b>\$12,701.49</b>	<b>\$188.77</b>	<b>(\$9,458.00)</b>	<b>(\$2,468.38)</b>	<b>\$0.00</b>
Fund Balance, Beginning of year	\$1,044,031.39	\$0.00	\$7,034.72	(\$18,972.81)	(\$17,652.09)	(\$188.77)	\$0.00	\$0.00	\$0.00
<b>Fund Balance, End of year</b>	<b>\$1,048,022.93</b>	<b>\$24,337.30</b>	<b>\$5,420.01</b>	<b>(\$5,434.44)</b>	<b>(\$4,950.60)</b>	<b>\$0.00</b>	<b>(\$9,458.00)</b>	<b>(\$2,468.38)</b>	<b>\$0.00</b>



24189 Title IV	25233 REAP Grant	26107 REC Fiscal Agent	27107 GO Bond Library	27502 CTE Pilot	31200 PSCOC Lease Reimbursement	31400 Special Capital Outlay	31600 HB-33	31701 SB-9 Ad Valorem	31703 SB-9 State Match Cash	Total
\$0.00	\$0.00	\$0.00	\$0.00	\$0.00	\$0.00	\$0.00	\$6,465.02	\$3,260.40	\$0.00	\$9,725.42
\$0.00	\$0.00	\$0.00	\$0.00	\$0.00	\$0.00	\$0.00	\$0.00	\$0.00	\$0.00	\$35.17
\$0.00	\$0.00	\$0.00	\$0.00	\$0.00	\$0.00	\$0.00	\$0.00	\$0.00	\$0.00	\$6,400.00
\$0.00	\$0.00	\$0.00	\$0.00	\$0.00	\$0.00	\$0.00	\$0.00	\$0.00	\$0.00	\$83.75
\$0.00	\$0.00	\$0.00	\$0.00	\$0.00	\$0.00	\$0.00	\$0.00	\$0.00	\$0.00	\$1,952.12
\$0.00	\$0.00	\$0.00	\$0.00	\$0.00	\$0.00	\$0.00	\$0.00	\$0.00	\$0.00	\$690,674.10
\$0.00	\$0.00	\$0.00	\$0.00	\$0.00	\$0.00	\$0.00	\$0.00	\$0.00	\$0.00	\$54,082.00
\$0.00	\$0.00	\$0.00	\$0.00	\$0.00	\$0.00	\$0.00	\$0.00	\$0.00	\$0.00	\$36,813.67
\$0.00	\$0.00	\$0.00	\$0.00	\$0.00	\$0.00	\$0.00	\$6,465.02	\$3,260.40	\$0.00	\$799,766.23
\$0.00	\$0.00	\$0.00	\$0.00	\$10,010.96	\$0.00	\$0.00	\$0.00	\$0.00	\$0.00	\$358,865.94
\$0.00	\$0.00	\$0.00	\$0.00	\$0.00	\$0.00	\$0.00	\$0.00	\$0.00	\$0.00	\$44,631.62
\$0.00	\$0.00	\$0.00	\$0.00	\$0.00	\$0.00	\$0.00	\$0.00	\$0.00	\$0.00	\$27,572.99
\$0.00	\$0.00	\$0.00	\$0.00	\$0.00	\$0.00	\$0.00	\$64.64	\$32.65	\$0.00	\$53,652.95
\$0.00	\$0.00	\$0.00	\$0.00	\$0.00	\$0.00	\$0.00	\$0.00	\$0.00	\$0.00	\$46,652.06
\$0.00	\$0.00	\$0.00	\$0.00	\$0.00	\$0.00	\$0.00	\$0.00	\$0.00	\$0.00	\$49,497.05
\$0.00	\$0.00	\$0.00	\$0.00	\$0.00	\$0.00	\$0.00	\$0.00	\$0.00	\$0.00	\$137,995.84
\$0.00	\$0.00	\$0.00	\$0.00	\$0.00	\$0.00	\$0.00	\$0.00	\$0.00	\$0.00	\$40,064.23
\$0.00	\$0.00	\$0.00	\$0.00	\$0.00	\$184,817.64	\$0.00	\$0.00	\$0.00	\$0.00	\$184,817.64
\$0.00	\$0.00	\$0.00	\$0.00	\$10,010.96	\$184,817.64	\$0.00	\$64.64	\$32.65	\$0.00	\$943,750.32
\$0.00	\$0.00	\$0.00	\$0.00	\$0.00	\$0.00	\$0.00	\$0.00	\$0.00	\$0.00	\$0.00
\$0.00	\$0.00	\$0.00	\$0.00	(\$10,010.96)	(\$184,817.64)	\$0.00	\$6,400.38	\$3,227.75	\$0.00	(\$143,984.09)
\$0.00	\$23,611.00	\$0.00	\$0.00	\$0.00	\$0.00	\$0.00	\$312,814.03	\$537,111.15	\$73,654.67	\$1,961,443.29
<b>\$0.00</b>	<b>\$23,611.00</b>	<b>\$0.00</b>	<b>\$0.00</b>	<b>(\$10,010.96)</b>	<b>(\$184,817.64)</b>	<b>\$0.00</b>	<b>\$319,214.41</b>	<b>\$540,338.90</b>	<b>\$73,654.67</b>	<b>\$1,817,459.20</b>



Albuquerque Aviation Academy

Revenue to Budget

July 1, 2025 - August 31, 2025

Cycle: FY2026; Begin Date: 07/01/2025; End Date: 08/31/2025; Account Type: Revenue; Subtotal Elements: Fund; Account Expression: ([Fund] >= "11000") AND ([Optional2] <> "1111"); Subtotal By Account Type: No; Include Unposted Transactions: No; Budget Category: [All]; Created On: 9/15/2025 3:26:24 PM

Description	Budget (YTD)	Actual (YTD)	Available (YTD)	% of Budget
Interest on Investments	\$5,000.00	\$1,952.12	\$3,047.88	39.04%
Fees – Educational	\$6,000.00	\$6,400.00	(\$400.00)	106.67%
Insurance Recoveries	\$0.00	\$83.75	(\$83.75)	
State Equalization Guarantee	\$4,144,044.60	\$690,674.10	\$3,453,370.50	16.67%
Indirect Costs (State Flow-through Grants)	\$29.00	\$0.00	\$29.00	0.00%
<b>Fund 11000 - Operational</b>	<b>\$4,155,073.60</b>	<b>\$699,109.97</b>	<b>\$3,455,963.63</b>	<b>16.83%</b>
<b>Fund 13000 - Pupil Transportation</b>	<b>\$ 297,447.00</b>	<b>\$ 54,082.00</b>	<b>\$ 243,365.00</b>	<b>18.18%</b>
<b>Fund 23000 - Non-Instructional Support</b>	<b>\$ 15,000.00</b>	<b>\$ 35.17</b>	<b>\$ 14,964.83</b>	<b>0.23%</b>
<b>Fund 24101 - Title I - IASA</b>	<b>\$ 64,977.53</b>	<b>\$ -</b>	<b>\$ 64,977.53</b>	<b>0.00%</b>
<b>Fund 24106 - Entitlement IDEA-B</b>	<b>\$ 53,298.00</b>	<b>\$ -</b>	<b>\$ 53,298.00</b>	<b>0.00%</b>
<b>Fund 24154 - Teacher/Principal Training &amp; Recruiting</b>	<b>\$ 8,763.93</b>	<b>\$ -</b>	<b>\$ 8,763.93</b>	<b>0.00%</b>
<b>Fund 24172 - Carl D Perkins - Reserve</b>	<b>\$ 9,458.00</b>	<b>\$ -</b>	<b>\$ 9,458.00</b>	<b>0.00%</b>
<b>Fund 24174 - Carl D Perkins Secondary - Current</b>	<b>\$ 5,542.00</b>	<b>\$ -</b>	<b>\$ 5,542.00</b>	<b>0.00%</b>
<b>Fund 24176 - Carl D Perkins Secondary - Redist.</b>	<b>\$ -</b>	<b>\$ -</b>	<b>\$ -</b>	
<b>Fund 24189 - Title IV</b>	<b>\$ 10,000.00</b>	<b>\$ -</b>	<b>\$ 10,000.00</b>	<b>0.00%</b>
<b>Fund 27107 - G.O. Bonds-Student Library</b>	<b>\$ 5,979.00</b>	<b>\$ -</b>	<b>\$ 5,979.00</b>	<b>0.00%</b>
<b>Fund 27502 - Career Technical Education Program (Pilot)</b>	<b>\$ 88,202.00</b>	<b>\$ -</b>	<b>\$ 88,202.00</b>	<b>0.00%</b>
<b>Fund 31400 - Special Capital Outlay-State</b>	<b>\$ 971,319.43</b>	<b>\$ -</b>	<b>\$ 971,319.43</b>	<b>0.00%</b>
<b>Fund 31600 - Capital Improvements HB-33</b>	<b>\$ 319,565.00</b>	<b>\$ 6,465.02</b>	<b>\$ 313,099.98</b>	<b>2.02%</b>
<b>Fund 31700 - Capital Improvements SB-9</b>	<b>\$ 6,690.00</b>	<b>\$ -</b>	<b>\$ 6,690.00</b>	<b>0.00%</b>
<b>Fund 31701 - Capital Improvements SB-9-Local</b>	<b>\$ 161,973.00</b>	<b>\$ 3,260.40</b>	<b>\$ 158,712.60</b>	<b>2.01%</b>
<b>Fund 31703 - Capital Projects-SB-9 State Match Cash</b>	<b>\$ -</b>	<b>\$ -</b>	<b>\$ -</b>	
<b>Grand Total</b>	<b>\$6,173,288.49</b>	<b>\$762,952.56</b>	<b>\$5,410,335.93</b>	<b>12.36%</b>

**Albuquerque Aviation Academy**  
Expenditure Report July 1, 2025 through August 31, 2025



Albuquerque Aviation Academy  
Expenditure to Budget  
July 1, 2025 - August 31, 2025

Cycle: FY2026; Begin Date: 07/01/2025; End Date: 08/31/2025; Account Type: Expenditure; Subtotal Elements: Fund,Function; Account Expression: ([Fund] >= "11000"); Subtotal By Account Type: No; Include Unposted Transactions: No; Budget Category: [All]; Created On: 9/15/2025 10:13:25 AM

Description	Budget (YTD)	Actual (YTD)	Encumbrance (YTD)	Available (YTD)	% of Budget
<b>Instructional - 11000</b>					
Salaries Expense - Teachers - Grades 1-12	\$ 721,022.00	\$ 55,269.85	\$ 622,589.90	\$ 43,162.25	94.01%
Salaries Expense - Teachers - Gifted	\$ 59,318.00	\$ 4,731.98	\$ 52,051.79	\$ 2,534.23	95.73%
Salaries Expense - Instructional Assistants - Grades 1-12	\$ 198,432.00	\$ 16,535.92	\$ 181,895.08	\$ 1.00	100.00%
Salaries Expense - Teachers - Special Education	\$ 55,875.24	\$ 5,860.20	\$ 64,462.20	\$ (14,447.16)	125.86%
Salaries Expense - Teachers - Vocational	\$ 121,551.76	\$ 19,843.08	\$ 99,215.36	\$ 2,493.32	97.95%
Salaries Expense - Teachers - Aviation	\$ 138,581.00	\$ 13,330.19	\$ 150,287.75	\$ (25,036.94)	118.07%
Salaries Expense - Flight Instructor	\$ 13,969.00	\$ 1,465.06	\$ 16,115.54	\$ (3,611.60)	125.85%
Salaries Expense - Teachers - Grades 1-12 - <b>At risk</b>	\$ -	\$ -	\$ -	\$ -	
Salaries Expense - Teachers - Vocational - <b>At risk</b>	\$ -	\$ -	\$ -	\$ -	
Additional Compensation - Teachers	\$ 25,500.00	\$ 696.39	\$ -	\$ 24,803.61	2.73%
Employee Benefits	\$ 554,674.00	\$ 64,337.84	\$ 402,623.70	\$ 87,712.46	84.19%
Other Charges	\$ 22,800.00	\$ 182.09	\$ 17,458.00	\$ 5,159.91	77.37%
Maintenance & Repair Furniture/Fixtures/Equipment	\$ 56,500.00	\$ 4,821.99	\$ -	\$ 51,678.01	8.53%
Renting Land and Buildings	\$ 9,000.00	\$ 714.00	\$ 3,927.00	\$ 4,359.00	
Rentals of Computers and Related Equipment	\$ 12,000.00	\$ 2,696.46	\$ 10,000.00	\$ (696.46)	105.80%
Student Travel	\$ 875.00	\$ -	\$ -	\$ 875.00	0.00%
Other Contract Services	\$ 9,000.00	\$ -	\$ 11,000.00	\$ (2,000.00)	122.22%
On-line Digital Subscriptions	\$ 115,000.00	\$ 119,475.00	\$ 7,805.00	\$ (12,280.00)	110.68%
Dual Credit Textbooks	\$ 5,600.00	\$ -	\$ 5,000.00	\$ 600.00	89.29%
Other Textbooks	\$ 766,104.44	\$ 911.58	\$ -	\$ 765,192.86	0.12%
Software	\$ 1,500.00	\$ -	\$ 2,575.00	\$ (1,075.00)	171.67%
General Supplies and Materials	\$ 30,000.00	\$ 4,838.86	\$ 26,906.72	\$ (1,745.58)	105.82%
Supply Assets (\$5,000 or Less)	\$ 10,647.00	\$ 14,133.79	\$ 3,014.00	\$ (6,500.79)	161.06%
Fixed Assets (More Than \$5,000)	\$ 100,000.00	\$ -	\$ -	\$ 100,000.00	0.00%
<b>Function 1000 - Instruction</b>	<b>\$ 3,027,949.44</b>	<b>\$ 329,844.28</b>	<b>\$ 1,676,927.04</b>	<b>\$ 1,021,178.12</b>	<b>66.27%</b>
Salaries Expense - Dean of Students	\$ 132,624.00	\$ 11,540.00	\$ 126,939.98	\$ (5,855.98)	104.42%
Salaries Expense - Registrars	\$ 42,848.00	\$ 7,141.32	\$ 35,706.68	\$ -	100.00%
Additional Compensation	\$ 6,000.00	\$ 844.96	\$ 2,817.38	\$ 2,337.66	61.04%
Employee Benefits	\$ 64,887.00	\$ 11,019.30	\$ 54,773.79	\$ (906.09)	101.40%
Diagnostics - Contracted	\$ 12,000.00	\$ -	\$ 12,000.00	\$ -	100.00%
Speech Therapists - Contracted	\$ 12,000.00	\$ 145.25	\$ 15,500.00	\$ (3,645.25)	130.38%
Occupational Therapists - Contracted	\$ 15,000.00	\$ -	\$ 15,000.00	\$ -	100.00%
Therapists - Contracted	\$ 12,000.00	\$ -	\$ 10,000.00	\$ 2,000.00	83.33%
Psychologists - Contracted Special Ed	\$ 70,000.00	\$ -	\$ 100,760.00	\$ (30,760.00)	143.94%
Interpreters - Contracted Special Ed	\$ 2,855.00	\$ -	\$ 8,000.00	\$ (5,145.00)	
Specialists - Contracted	\$ 500.00	\$ -	\$ -	\$ 500.00	0.00%
Support Services-Students-Professional Development	\$ -	\$ 7.33	\$ 10,552.67	\$ (10,560.00)	
Other Professional/Technical Services	\$ 3,000.00	\$ -	\$ 12,000.00	\$ (9,000.00)	400.00%
Other Charges	\$ 125.00	\$ -	\$ 1,033.20	\$ (908.20)	826.56%
Other Contract Services	\$ 4,080.00	\$ 542.36	\$ 13,952.67	\$ (10,415.03)	355.27%
Software	\$ 3,700.00	\$ 8,171.56	\$ -	\$ (4,471.56)	220.85%
General Supplies and Materials	\$ 1,000.00	\$ 168.95	\$ -	\$ 831.05	16.90%
Supply Assets (\$5,000 or Less)	\$ -	\$ 99.99	\$ -	\$ (99.99)	
<b>Function 2100 - Support Services-Students</b>	<b>\$ 382,619.00</b>	<b>\$ 39,681.02</b>	<b>\$ 419,036.37</b>	<b>\$ (76,098.39)</b>	<b>119.89%</b>
Professional Development	\$ 5,500.00	\$ 754.43	\$ 1,076.25	\$ 3,669.32	33.29%
Other Professional/Technical Services	\$ -	\$ 10,119.52	\$ 32,100.00	\$ (42,219.52)	
Software	\$ 38,520.00	\$ 16,651.55	\$ 22,417.00	\$ (548.55)	101.42%
Library And Audio-Visual	\$ 27,650.00	\$ -	\$ -	\$ 27,650.00	
General Supplies and Materials	\$ 5,000.00	\$ 47.49	\$ 1,858.50	\$ 3,094.01	38.12%
Supply Assets (\$5,000 or Less)	\$ -	\$ -	\$ 11,328.16	\$ (11,328.16)	
<b>Function 2200 - Support Services-Instruction</b>	<b>\$ 76,670.00</b>	<b>\$ 27,572.99</b>	<b>\$ 68,779.91</b>	<b>\$ (19,682.90)</b>	<b>125.67%</b>
Salaries Expense-Head Administrator	\$ 145,000.00	\$ 23,333.32	\$ 116,666.68	\$ 5,000.00	96.55%
Additional Compensation -ARA Payout	\$ 11,000.00	\$ -	\$ -	\$ 11,000.00	
Benefits	\$ 48,895.00	\$ 8,865.18	\$ 38,307.41	\$ 1,722.41	96.48%
Professional Development	\$ 3,000.00	\$ 1,064.99	\$ -	\$ 1,935.01	35.50%

**Albuquerque Aviation Academy**  
Expenditure Report July 1, 2025 through August 31, 2025

Description	Budget (YTD)	Actual (YTD)	Encumbrance (YTD)	Available (YTD)	% of Budget
Auditing	\$ 24,000.00	\$ -	\$ 24,000.00	\$ -	100.00%
Legal	\$ 15,000.00	\$ 2,693.85	\$ 13,040.45	\$ (734.30)	104.90%
Other Professional/Technical Services	\$ 13,000.00	\$ -	\$ 13,000.00	\$ -	100.00%
Other Charges	\$ 12,000.00	\$ 5,300.00	\$ 10,600.00	\$ (3,900.00)	132.50%
Advertising	\$ 10,000.00	\$ 7,946.81	\$ 30,000.00	\$ (27,946.81)	379.47%
Board Training	\$ 5,000.00	\$ -	\$ -	\$ 5,000.00	0.00%
Board Expenses	\$ -	\$ -	\$ -	\$ -	
General Supplies and Materials	\$ 600.00	\$ 219.14	\$ -	\$ 380.86	36.52%
Supply Assets (\$5,000 or Less)	\$ 371.00	\$ 4,132.37	\$ -	\$ (3,761.37)	
<b>Function 2300 - Support Services-General Admin.</b>	<b>\$ 287,866.00</b>	<b>\$ 53,555.66</b>	<b>\$ 245,614.54</b>	<b>\$ (11,304.20)</b>	<b>103.93%</b>
Salaries Expense -Director of Operations	\$ 119,000.00	\$ 21,865.51	\$ 95,625.00	\$ 1,509.49	98.73%
Salaries Expense - Administrative Support	\$ 48,000.00	\$ 8,292.88	\$ 41,536.46	\$ (1,829.34)	103.81%
Salaries Expense - STARS Coordinator	\$ 6,690.00	\$ 1,114.96	\$ 5,574.74	\$ 0.30	100.00%
Additional Compensation -ARA Payout	\$ -	\$ -	\$ -	\$ -	
Employee Benefits	\$ 85,112.00	\$ 12,393.03	\$ 63,804.03	\$ 8,914.94	89.53%
Professional Development	\$ 358.00	\$ 1,064.96	\$ -	\$ (706.96)	
Other Professional/Technical Services	\$ -	\$ 675.00	\$ 16,623.53	\$ (17,298.53)	0.00%
Maintenance & Repair Furniture/Fixtures/Equipment	\$ -	\$ -	\$ -	\$ -	
Other Contracted Services	\$ 900.00	\$ -	\$ 1,626.00	\$ (726.00)	
Software	\$ -	\$ 172.10	\$ 330.00	\$ (502.10)	
General Supplies and Materials	\$ 500.00	\$ 1,073.62	\$ 70.98	\$ (644.60)	228.92%
Supply Assets (\$5,000 or Less)	\$ -	\$ -	\$ -	\$ -	
<b>Function 2400 - Support Services-School Admin.</b>	<b>\$ 260,560.00</b>	<b>\$ 46,652.06</b>	<b>\$ 225,190.74</b>	<b>\$ (11,282.80)</b>	<b>104.33%</b>
Salaries Expense - Business Manager	\$ 47,700.00	\$ 7,949.84	\$ 39,749.16	\$ 1.00	100.00%
Salaries Expense - Site Business Manager	\$ 60,208.00	\$ 10,034.56	\$ 50,172.74	\$ 0.70	100.00%
Additional Compensation -ARA Payout	\$ -	\$ -	\$ -	\$ -	
Employee Benefits	\$ 38,066.00	\$ 7,849.98	\$ 30,095.28	\$ 120.74	99.68%
Professional Development	\$ 780.00	\$ -	\$ 500.00	\$ 280.00	64.10%
Other Professional/Technical Services	\$ 3,725.00	\$ -	\$ -	\$ 3,725.00	0.00%
Other Services	\$ 1,500.00	\$ 837.19	\$ 1,015.00	\$ (352.19)	123.48%
Bank, Credit Card and Wire Transfer Fees	\$ -	\$ -	\$ -	\$ -	
Maintenance & Repair Furniture/Fixtures/Equipment	\$ 2,000.00	\$ -	\$ -	\$ 2,000.00	0.00%
Rentals of Computers and Related Equipment	\$ 750.00	\$ -	\$ 2,000.00	\$ (1,250.00)	266.67%
Advertising	\$ 22,000.00	\$ -	\$ -	\$ 22,000.00	0.00%
Software	\$ 3,000.00	\$ 22,130.71	\$ -	\$ (19,130.71)	737.69%
General Supplies and Materials	\$ 200.00	\$ 694.77	\$ 1,000.00	\$ (1,494.77)	847.39%
Supply Assets (\$5,000 or Less)	\$ -	\$ -	\$ -	\$ -	
<b>Function 2500 - Central Services</b>	<b>\$ 179,929.00</b>	<b>\$ 49,497.05</b>	<b>\$ 124,532.18</b>	<b>\$ 5,899.77</b>	<b>96.72%</b>
Other Charges	\$ 850.00	\$ -	\$ 3,120.89	\$ (2,270.89)	367.16%
Maintenance & Repair - Furniture, Fixtures, & Equipment	\$ 2,000.00	\$ -	\$ 1,400.00	\$ 600.00	70.00%
Maintenance & Repair - Buildings And Grounds	\$ 6,000.00	\$ 5,780.64	\$ 38,700.39	\$ (38,481.03)	741.35%
Electricity	\$ 30,000.00	\$ 6,250.59	\$ 23,749.41	\$ -	100.00%
Natural Gas (Buildings)	\$ 9,600.00	\$ 98.39	\$ 7,901.92	\$ 1,599.69	83.34%
Water/Sewage	\$ 18,000.00	\$ 2,464.53	\$ 15,535.47	\$ -	100.00%
Communication Services	\$ 11,660.00	\$ 2,069.03	\$ 10,002.28	\$ (411.31)	103.53%
Property/Liability Insurance	\$ -	\$ 80,040.00	\$ -	\$ (80,040.00)	
Other Contract Services	\$ -	\$ 11,169.19	\$ 80,514.32	\$ (91,683.51)	
General Supplies and Materials	\$ 79,928.00	\$ 1,576.21	\$ 5,834.83	\$ 72,516.96	9.27%
Supply Assets (\$5,000 or Less)	\$ 47,640.00	\$ 20,102.83	\$ 2,190.37	\$ 25,346.80	57.89%
Supply Assets (\$5,000 or More)	\$ -	\$ 8,444.43	\$ -	\$ (8,444.43)	
<b>Function 2600 - Operation &amp; Maintenance of Plant</b>	<b>\$ 205,678.00</b>	<b>\$ 137,995.84</b>	<b>\$ 188,949.88</b>	<b>\$ (121,267.72)</b>	<b>158.96%</b>
Salaries Expense - Transportation Director	\$ 21,001.00	\$ 3,375.00	\$ 16,875.00	\$ 751.00	96.42%
Benefits	\$ 8,935.00	\$ 1,559.53	\$ 7,034.18	\$ 341.29	96.18%
Transportation other charges	\$ 4,799.60	\$ -	\$ -	\$ 4,799.60	0.00%
Property/Liability Insurance	\$ -	\$ 5,369.00	\$ -	\$ (5,369.00)	
Bus Inspections	\$ -	\$ 16.00	\$ -	\$ (16.00)	
<b>Function 2700 - Student Transportation</b>	<b>\$ 34,735.60</b>	<b>\$ 10,319.53</b>	<b>\$ 23,909.18</b>	<b>\$ 506.89</b>	<b>98.54%</b>
Construction Services	\$ -	\$ -	\$ -	\$ -	
Rentals/Lease to Purchase	\$ 488,066.56	\$ -	\$ 292,847.25	\$ 195,219.31	60.00%
<b>Function 4000 - Capital Outlay</b>	<b>\$ 488,066.56</b>	<b>\$ -</b>	<b>\$ 292,847.25</b>	<b>\$ 195,219.31</b>	<b>60.00%</b>
<b>Fund 11000 - Operational</b>	<b>\$ 4,944,073.60</b>	<b>\$ 695,118.43</b>	<b>\$ 3,265,787.09</b>	<b>\$ 983,168.08</b>	<b>80.11%</b>

**Albuquerque Aviation Academy**  
Expenditure Report July 1, 2025 through August 31, 2025

Description	Budget (YTD)	Actual (YTD)	Encumbrance (YTD)	Available (YTD)	% of Budget
<b>Student Transportation - 13000</b>					
Rental of Equipment and Vehicles	\$ 66,057.00	\$ 6,605.70	\$ 59,451.30	\$ -	100.00%
Student Transportation-Contractors	\$ 231,390.00	\$ 23,139.00	\$ 208,251.00	\$ -	100.00%
<b>Fund 13000 - Pupil Transportation</b>	<b>\$ 297,447.00</b>	<b>\$ 29,744.70</b>	<b>\$ 267,702.30</b>	<b>\$ -</b>	<b>100.00%</b>
<b>Activities - 23000</b>					
Salaries-Athletics Coaches	\$ -	\$ -	\$ -	\$ -	
Employee Benefits	\$ -	\$ -	\$ -	\$ -	
Other Charges	\$ 4,500.00	\$ 300.00	\$ 1,700.00	\$ 2,500.00	44.44%
Student Travel	\$ 3,000.00	\$ -	\$ -	\$ 3,000.00	0.00%
Other Contract Services	\$ 1,000.00	\$ -	\$ -	\$ 1,000.00	0.00%
General Supplies and Materials	\$ 8,000.00	\$ 1,349.88	\$ 1,891.98	\$ 4,758.14	40.52%
Supply Assets (\$5,000 or Less)	\$ 500.00	\$ -	\$ -	\$ 500.00	0.00%
<b>Fund 23000 - Non-Instructional Support</b>	<b>\$ 17,000.00</b>	<b>\$ 1,649.88</b>	<b>\$ 3,591.98</b>	<b>\$ 11,758.14</b>	<b>30.83%</b>
<b>Title I - 24101</b>					
Salaries-Educational Assistants	\$ 50,556.00	\$ 4,230.78	\$ 46,538.45	\$ (213.23)	100.42%
Employee Benefits	\$ 14,421.53	\$ 1,203.66	\$ 13,237.06	\$ (19.19)	100.13%
<b>Function 1000 - Instruction</b>	<b>\$ 64,977.53</b>	<b>\$ 5,434.44</b>	<b>\$ 59,775.51</b>	<b>\$ (232.42)</b>	<b>100.36%</b>
Indirect Costs – Program Administration	\$ -	\$ -	\$ -	\$ -	
<b>Function 2300 - Support Services-General Admin.</b>	<b>\$ -</b>	<b>\$ -</b>	<b>\$ -</b>	<b>\$ -</b>	
<b>Fund 24101 - Title I - IASA</b>	<b>\$ 64,977.53</b>	<b>\$ 5,434.44</b>	<b>\$ 59,775.51</b>	<b>\$ (232.42)</b>	<b>100.36%</b>
<b>IDEA-B - 24106</b>					
Salaries - SPED Coordinator	\$ 35,120.00	\$ 2,926.66	\$ 32,193.36	\$ (0.02)	100.00%
Employee Benefits	\$ 18,178.00	\$ 2,023.94	\$ 15,181.09	\$ 972.97	
<b>Function 2100 - Support Services-Students</b>	<b>\$ 53,298.00</b>	<b>\$ 4,950.60</b>	<b>\$ 47,374.45</b>	<b>\$ 972.95</b>	<b>98.17%</b>
Indirect Costs – Program Administration	\$ -	\$ -	\$ -	\$ -	
<b>Function 2300 - Support Services-General Admin.</b>	<b>\$ -</b>	<b>\$ -</b>	<b>\$ -</b>	<b>\$ -</b>	
<b>Fund 24106 - Entitlement IDEA-B</b>	<b>\$ 53,298.00</b>	<b>\$ 4,950.60</b>	<b>\$ 47,374.45</b>	<b>\$ 972.95</b>	<b>98.17%</b>
<b>Title II - 24154</b>					
Additional Compensation- Teachers - Grades 1-12	\$ 5,488.00	\$ -	\$ -	\$ 5,488.00	0.00%
Employee Benefits	\$ 1,525.93	\$ -	\$ -	\$ 1,525.93	0.00%
<b>Function 1000 - Instruction</b>	<b>\$ 7,013.93</b>	<b>\$ -</b>	<b>\$ -</b>	<b>\$ 7,013.93</b>	<b>0.00%</b>
Professional Development	\$ 1,750.00	\$ -	\$ -	\$ 1,750.00	
<b>Function 2200 - Support Services-Instruction</b>	<b>\$ 1,750.00</b>	<b>\$ -</b>	<b>\$ -</b>	<b>\$ 1,750.00</b>	
Professional Development - Head Administrator	\$ -	\$ -	\$ -	\$ -	
Indirect Costs – Program Administration	\$ -	\$ -	\$ -	\$ -	
<b>Function 2300 - Support Services-General Admin.</b>	<b>\$ -</b>	<b>\$ -</b>	<b>\$ -</b>	<b>\$ -</b>	
Professional Development	\$ -	\$ -	\$ -	\$ -	
<b>Function 2400 - Support Services-School Admin.</b>	<b>\$ -</b>	<b>\$ -</b>	<b>\$ -</b>	<b>\$ -</b>	
<b>Fund 24154 -Teacher/Principal Training &amp; Recruiting</b>	<b>\$ 8,763.93</b>	<b>\$ -</b>	<b>\$ -</b>	<b>\$ 8,763.93</b>	<b>0.00%</b>
<b>Carl D Perkins-Secondary Redist. - 24176</b>					
General Supplies and Materials	\$ 2,558.00	\$ -	\$ -	\$ 2,558.00	0.00%
Supply Assets (\$5,000 or Less)	\$ 6,900.00	\$ 9,458.00	\$ -	\$ (2,558.00)	137.07%
<b>Function 1000 - Instruction</b>	<b>\$ 9,458.00</b>	<b>\$ 9,458.00</b>	<b>\$ -</b>	<b>\$ -</b>	<b>100.00%</b>
<b>Fund 24176 - Carl Perkins Redistribution</b>	<b>\$ 9,458.00</b>	<b>\$ 9,458.00</b>	<b>\$ -</b>	<b>\$ -</b>	<b>100.00%</b>
<b>Fund24174</b>					
General Supplies and Materials	\$ 5,542.00	\$ 1,789.38	\$ -	\$ 3,752.62	
Instruction-Supply Assets (\$5,000 or Less)	\$ -	\$ 679.00	\$ -	\$ (679.00)	
<b>Fund24174</b>	<b>\$ 5,542.00</b>	<b>\$ 2,468.38</b>	<b>\$ -</b>	<b>\$ 3,073.62</b>	<b>44.54%</b>
	<b>\$ 5,542.00</b>	<b>\$ 2,468.38</b>	<b>\$ -</b>	<b>\$ 3,073.62</b>	<b>44.54%</b>
<b>Title IV - 24189</b>					
Psychologists - Contracted	\$ 10,000.00	\$ -	\$ -	\$ 10,000.00	0.00%
<b>Function 1000 - Instruction</b>	<b>\$ 10,000.00</b>	<b>\$ -</b>	<b>\$ -</b>	<b>\$ 10,000.00</b>	<b>0.00%</b>
<b>Fund 24189 - Title IV</b>	<b>\$ 10,000.00</b>	<b>\$ -</b>	<b>\$ -</b>	<b>\$ 10,000.00</b>	<b>0.00%</b>

**Albuquerque Aviation Academy**  
Expenditure Report July 1, 2025 through August 31, 2025

Description	Budget (YTD)	Actual (YTD)	Encumbrance (YTD)	Available (YTD)	% of Budget
<b><u>GO Bond Student Library - 27107</u></b>					
Library And Audio-Visual	\$ 5,979.00	\$ -	\$ -	\$ 5,979.00	0.00%
<b>Fund 27107 - GOB Student Library</b>	<b>\$ 5,979.00</b>	<b>\$ -</b>	<b>\$ -</b>	<b>\$ 5,979.00</b>	<b>0.00%</b>
<b><u>27502</u></b>					
Salaries-Instructional	\$ 46,820.00	\$ 7,802.12	\$ 39,010.44	\$ 7.44	99.98%
Employee Benefits	\$ 13,186.00	\$ 2,208.84	\$ 10,985.98	\$ (8.82)	100.07%
Other Charges	\$ 3,500.00	\$ -	\$ -	\$ 3,500.00	0.00%
Student Travel	\$ 1,500.00	\$ -	\$ -	\$ 1,500.00	0.00%
General Supplies and Materials	\$ 15,702.00	\$ -	\$ -	\$ 15,702.00	0.00%
<b>Fund 27502 - Instructional Support</b>	<b>\$ 80,708.00</b>	<b>\$ 10,010.96</b>	<b>\$ 49,996.42</b>	<b>\$ 20,700.62</b>	<b>74.35%</b>
Support Services-Students-Additional Compensation	\$ 5,857.00	\$ -	\$ 5,850.00	\$ 7.00	99.88%
Employee Benefits	\$ 1,637.00	\$ -	\$ 1,507.58	\$ 129.42	92.09%
<b>Fund 27502 Support Services</b>	<b>\$ 7,494.00</b>	<b>\$ -</b>	<b>\$ 7,357.58</b>	<b>\$ 136.42</b>	<b>98.18%</b>
<b>Fund 27502</b>	<b>\$ 88,202.00</b>	<b>\$ 10,010.96</b>	<b>\$ 57,354.00</b>	<b>\$ 20,837.04</b>	<b>76.38%</b>
<b><u>GAA Instructional Materials - 27109</u></b>					
Instructional Materials On-line Digital Subscriptions	\$ -	\$ -	\$ -	\$ -	
<b>Fund 27109 - GAA</b>	<b>\$ -</b>	<b>\$ -</b>	<b>\$ -</b>	<b>\$ -</b>	
<b><u>PSCOC Lease Assistance - 31200</u></b>					
Rentals/Lease to Purchase	\$0.00	\$184,817.64	\$39,582.33	(\$224,399.97)	
<b>Fund 31200 - Capital Outlay-Lease Assistance</b>	<b>\$ -</b>	<b>\$ 184,817.64</b>	<b>\$ 39,582.33</b>	<b>\$ (224,399.97)</b>	
<b><u>Special Capital Outlay-State - 31400</u></b>					
Other Professional/Technical Services	\$ 93,759.89	\$ -	\$ -	\$ 93,759.89	0.00%
Construction Services	\$ 622,050.00	\$ -	\$ -	\$ 622,050.00	0.00%
Software	\$ -	\$ -	\$ -	\$ -	
Land Improvements	\$ 255,509.54	\$ -	\$ 255,509.54	\$ -	0.00%
Capital Outlay-Fixed Assets (More Than \$5,000)	\$ -	\$ -	\$ -	\$ -	
<b>Fund 31400 - Special Capital Outlay-State</b>	<b>\$ 971,319.43</b>	<b>\$ -</b>	<b>\$ 255,509.54</b>	<b>\$ 715,809.89</b>	<b>26.31%</b>
<b><u>HB-33 - 31600</u></b>					
County Tax Collection Costs	\$ 4,802.00	\$ 64.64	\$ -	\$ 4,737.36	1.35%
<b>Function 2300 - Support Services-General Admin.</b>	<b>\$ 4,802.00</b>	<b>\$ 64.64</b>	<b>\$ -</b>	<b>\$ 4,737.36</b>	<b>1.35%</b>
Rentals/Lease to Purchase	\$ -	\$ -	\$ 222,023.34	\$ (222,023.34)	
Building Purchase	\$ 514,763.00	\$ -	\$ -	\$ 514,763.00	0.00%
<b>Function 4000 - Capital Outlay</b>	<b>\$ 514,763.00</b>	<b>\$ -</b>	<b>\$ 222,023.34</b>	<b>\$ 292,739.66</b>	<b>43.13%</b>
<b>Fund 31600 - Capital Improvements HB-33</b>	<b>\$ 519,565.00</b>	<b>\$ 64.64</b>	<b>\$ 222,023.34</b>	<b>\$ 297,477.02</b>	<b>42.74%</b>
<b><u>SB-9 State Match - 31700</u></b>					
Software	\$ 6,690.00	\$ -	\$ -	\$ 6,690.00	0.00%
<b>Function 4000 - Capital Outlay</b>	<b>\$ 6,690.00</b>	<b>\$ -</b>	<b>\$ -</b>	<b>\$ 6,690.00</b>	<b>0.00%</b>
<b>Fund 31700 - Capital Improvements SB-9</b>	<b>\$ 6,690.00</b>	<b>\$ -</b>	<b>\$ -</b>	<b>\$ 6,690.00</b>	<b>0.00%</b>
<b><u>SB-9 Local - 31701</u></b>					
County Tax Collection Costs	\$2,430.00	\$32.65	\$0.00	\$2,397.35	1.34%
<b>Function 2300 - Support Services-General Admin.</b>	<b>\$ 2,430.00</b>	<b>\$ 32.65</b>	<b>\$ -</b>	<b>\$ 2,397.35</b>	<b>1.34%</b>
Maintenance & Repair - Bldgs/Grnds/Equipment (SB-9)	\$ 45,000.00	\$ -	\$ 24,288.72	\$ 20,711.28	
Supply Assets (\$5,000 or Less)	\$ 100,000.00	\$ -	\$ -	\$ 100,000.00	0.00%
Buildings Purchase	\$ 489,543.00	\$ -	\$ -	\$ 489,543.00	
Fixed Assets (More Than \$5000)	\$ -	\$ -	\$ 21,491.63	\$ (21,491.63)	
<b>Function 4000 - Capital Outlay</b>	<b>\$ 634,543.00</b>	<b>\$ -</b>	<b>\$ 45,780.35</b>	<b>\$ 588,762.65</b>	<b>7.21%</b>
<b>Fund 31701 - Capital Improvements SB-9- Local</b>	<b>\$ 636,973.00</b>	<b>\$ 32.65</b>	<b>\$ 45,780.35</b>	<b>\$ 591,160.00</b>	<b>7.19%</b>
Capital Outlay-Rentals/Lease to Purchase	\$ -	\$ -	\$ -	\$ -	
<b>Funtion 31703 SB 9</b>	<b>\$ -</b>	<b>\$ -</b>	<b>\$ -</b>	<b>\$ -</b>	
<b>Grand Total</b>	<b>\$ 7,639,288.49</b>	<b>\$ 943,750.32</b>	<b>\$ 4,264,480.89</b>	<b>\$ 2,431,057.28</b>	<b>68.18%</b>



Albuquerque Aviation Academy  
 Aviation Expenditure to Budget  
 July 1, 2025 - August 31, 2025

Cycle: FY2026; Begin Date: 07/01/2025; End Date: 08/31/2025; Account Type: Expenditure; Subtotal Elements: Fund,Function; Account Expression: ((Fund) >= "11000") AND ([Optional1] = "1000"); Subtotal By Account Type: No; Include Unposted Transactions: No; Budget Category: [All]; Created On: 9/16/2025 11:26:22 AM

	Budget (YTD)	Actual (YTD)	Encumbrance (YTD)	Available (YTD)	% of Budget
<b><u>Instructional - 11000</u></b>					
<b><u>Aviation Program</u></b>					
Salaries Expense - Teachers - Aviation	\$ 121,551.76	\$ 19,843.08	\$ 99,215.36	\$ 2,493.32	97.95%
Additional Compensation-ARA Payout	\$ -		\$ -		
Employee Benefits	\$ -	\$ 6,288.08	\$ 31,937.41	\$ (38,225.49)	
Other Charges	\$ -	\$ 182.09	\$ 15,658.00	\$ (15,840.09)	
Maintenance & Repair Furniture/Fixtures/Equipment	\$ -	\$ 4,812.00	\$ -	\$ (4,812.00)	
Renting Land and Buildings	\$ -	\$ 714.00	\$ 3,927.00	\$ (4,641.00)	
General Supplies and Materials	\$ -	\$ 3,786.31	\$ 26,576.21	\$ (30,362.52)	
Fixed Assets (More Than \$5,000)	\$ -	\$ -	\$ 599.00	\$ (599.00)	
<b>Function 1000 - Instruction</b>	<b>\$ 121,551.76</b>	<b>\$ 35,625.56</b>	<b>\$ 177,912.98</b>	<b>\$ (91,986.78)</b>	<b>175.68%</b>
Other Professional/Technical Services	\$ -	\$ -	\$ -	\$ -	
<b>Function 2500 - Central Services</b>	<b>\$ -</b>	<b>\$ -</b>	<b>\$ -</b>	<b>\$ -</b>	
<b><u>Total Aviation Program-Operational</u></b>	<b>\$ 121,551.76</b>	<b>\$ 35,625.56</b>	<b>\$ 177,912.98</b>	<b>\$ (91,986.78)</b>	<b>175.68%</b>
<b><u>Carl D Perkins-Secondary Redist. - 24176</u></b>					
<u>Salaries Expense - Teachers - Aviation</u>	\$ -	\$ 7,802.12	\$ 39,010.44	\$ (46,812.56)	
Employee Benefits	\$ -	\$ 2,208.84	\$ 10,985.98	\$ (13,194.82)	
General Supplies and Materials	\$ -	\$ -	\$ -	\$ -	
Supply Assets (\$5,000 or Less)	\$ -	\$ -	\$ -	\$ -	
<b><u>Total Aviation Program-Carl Perkins Redist.</u></b>	<b>\$ -</b>	<b>\$ 10,010.96</b>	<b>\$ 49,996.42</b>	<b>\$ (60,007.38)</b>	
<b>Aviation Program Grand Total</b>	<b>\$ 121,551.76</b>	<b>\$ 45,636.52</b>	<b>\$ 227,909.40</b>	<b>\$ (151,994.16)</b>	<b>225.04%</b>



Bank	Account Number				
Bank	Account Number				
Nusenda	0075938112				Description
Date	Number	Payee/From	Deposit	Withdrawal	
8/1/2025		Beginning Balance			
8/1/2025	00027889	BANKCARD MTHLY FEES250731		\$ 107.87	Bank Credit Card Fees
8/1/2025	00027890	July 2025 Bank Fee		\$ 14.50	Bank Fees
8/1/2025	CR08-01	FY26 Lab fee	\$ 240.00		
8/1/2025	CR08-02	FY26 Lab fee	\$ 880.00		
8/4/2025	CR08-03	FY26 Lab fee	\$ 400.00		
8/4/2025	CR08-04	FY26 Lab fee	\$ 440.00		
8/4/2025	CR08-05	1st Place Sprit	\$ 35.17		
8/4/2025	CR08-06	FY26 Lab fee	\$ 240.00		
8/5/2025		ABCWUA		\$ 1,178.84	Water, Waste & Recycle at 6441 Ventana Rd
8/5/2025		Amazon Capital Services		\$ 5,952.18	Supplies
8/5/2025		AssuredPartners Capital, Inc.		\$ 182.09	Plane insurance
8/5/2025		Canon Financial Services, Inc.		\$ 916.18	Copier lease
8/5/2025		Capcon Networks LLC		\$ 742.06	Internet Service
8/5/2025		Herrera Coaches, Inc.		\$ 29,744.70	Bus Services
8/5/2025		Nexstar Media INC		\$ 4,103.68	Advertising
8/5/2025		PowerSchool Group LLC		\$ 20,058.51	Powerschool Sytems
8/5/2025		Public Service Company of New Mexico		\$ 2,720.22	Electricity Service at 6441 Ventana Rd
8/5/2025		Stericycle, Inc.		\$ 226.51	Medical Waste
8/5/2025		World Fuel Services, Inc.		\$ 3,707.33	Airplane Fuel
8/5/2025	6682	ACES   Association of Charter Schools Education Services		\$ 21,009.83	New Chromebooks
8/5/2025	6683	Amanda Catanzaro		\$ 1,510.92	Reimburse for Pots for Plants and Employee Backgrounds
8/5/2025	6684	Bode Aero Services, Inc		\$ 714.00	Plane Hangar July and August 2025
8/5/2025	6685	Clearly Clean Janitorial Services LLC.		\$ 12,272.35	June and July Janitorial
8/5/2025	6686	Finalsite		\$ 5,300.00	FY2026 Website Maintenance
8/5/2025	6687	General Mailing and Shipping Inc.		\$ 427.64	Postage Machine Ink
8/5/2025	6688	Harris School Solutions		\$ 22,130.71	FY2026 Renewal of Aptafund and ESS Portal
8/5/2025	6689	Imagine Learning LLC		\$ 116,825.00	FY2026 Renewal of Edgenutivity (CES)
8/5/2025	6690	ParentSquare, Inc.		\$ 3,510.00	Parent Messaging System
8/5/2025	6691	Paula Gonzales		\$ 146.92	Reimburse for Staff Working Lunch
8/5/2025	6692	Robert Pierce		\$ 328.44	Tuition reimbursement
8/5/2025	6693	School Equipment, Inc		\$ 8,444.43	Bleachers for the gym
8/5/2025	CR08-07	Transportation JULY	\$ 27,041.00		
8/5/2025	CR08-08	FY26 Lab fee	\$ 320.00		
8/6/2025	CR08-09	FY26 Lab fee	\$ 80.00		
8/6/2025	CR08-10	FY26 Lab fee	\$ 200.00		
8/7/2025		NM Public Schools Insurance Authority		\$ 27,216.60	NMPSIA Insurance
8/7/2025	CR08-11	FY26 Lab fee	\$ 160.00		
8/7/2025	CR08-12	FY26 Lab fee	\$ 80.00		
8/8/2025	CR08-13	FY26 Lab fee	\$ 80.00		
8/8/2025	CR08-14	FY26 Lab fee	\$ 40.00		
8/11/2025	CR08-15	SEG Aug 2025	\$ 345,337.05		
8/11/2025	CR08-16	FY26 Lab fee	\$ 40.00		
8/12/2025		Internal Revenue Service		\$ 19,351.83	Federal Taxes FY26 PP03
8/12/2025		NUSENDA FCU		\$ 53,198.18	Payroll FY26 PP03
8/12/2025	CR08-17	FY26 Lab fee	\$ 40.00		
8/13/2025		Air One Systems LLC		\$ 460.00	Plane Repair N739HK
8/13/2025	CR08-18	FY26 Lab fee	\$ 40.00		
8/14/2025	CR08-19	FY26 Lab fee	\$ 160.00		
8/15/2025	CR08-20	Restitution Check/ FY26 Lab Fee	\$ 228.75		
8/18/2025	CR08-21AB	Sandoval County Property Tax	\$ 24.58		
8/18/2025	CR08-22	FY26 Lab fee	\$ 40.00		
8/18/2025	CR08-23	FY26 Lab fee	\$ 40.00		
8/19/2025	CR08-24	Transportation Aug.	\$ 27,041.00		
8/20/2025	CR08-25	Bernalillo County Property Tax Dist.	\$ 2,492.79		
8/20/2025	CR08-26	FY26 Lab fee	\$ 80.00		
8/21/2025		ABCWUA		\$ 1,285.69	Water, Waste & Recycle at 6441 Ventana Rd
8/21/2025		Amazon Capital Services		\$ 2,549.21	Supplies
8/21/2025		Canon Financial Services, Inc.		\$ 1,780.28	Copier lease
8/21/2025		Capcon Networks LLC		\$ 756.90	Internet Service
8/21/2025		New Mexico Gas Company		\$ 98.08	Gas at 6441 Ventana RD Nw
8/21/2025		Nexstar Media INC		\$ 1,208.08	Advertising
8/21/2025		Public Service Company of New Mexico		\$ 3,530.37	Electricity Service at 6441 Ventana Rd
8/21/2025	00028227	Correction to NM Gas Payment 02-SEP-2025 paid versus invoice amount.		\$ 0.31	Correction to Gas Payment
8/21/2025	6694	4Imprint, Inc.		\$ 3,480.25	Supplies with School Logo
8/21/2025	6695	ACES   Association of Charter Schools Education Services		\$ 2,024.95	Landscaping/JMP/Poweron IT
8/21/2025	6696	Albuquerque Charter School League		\$ 300.00	League Fees for sports
8/21/2025	6697	Amanda Catanzaro		\$ 98.96	Reimbursement for background check
8/21/2025	6698	Brady Industries of New Mexico LLC		\$ 19,992.48	New Trashcans
8/21/2025	6699	Bridget Barrett		\$ 172.10	Reimbursement for School Zoom Subscription
8/21/2025	6700	Castille Law LLC		\$ 5,249.79	Legal Services
8/21/2025	6701	CrewConcept Inc.		\$ 500.00	Goals for Drone Soccer
8/21/2025	6702	Five Star Electric INC		\$ 1,937.34	Electrical work
8/21/2025	6703	MatterHackers, INC		\$ 11,926.38	3D Printers and Supplies-CTE
8/21/2025	6704	R-Tech Computers, Inc		\$ 2,650.00	Adobe yearly subscription
8/21/2025	6705	Robertson Aircraft Inc.		\$ 656.00	50Hr oil change on plane N739HK
8/21/2025	CR08-27	FY26 Lab fee	\$ 40.00		
8/25/2025	CR08-28	FY26 Lab fee	\$ 40.00		
8/25/2025	CR08-29	Charger replacement	\$ 15.00		
8/26/2025	00028131	BANKCARD PCI NON COMPLY082525		\$ 125.00	Bank Credit Card Fees
8/27/2025		Internal Revenue Service		\$ 19,428.02	Federal Taxes FY26 PP04
8/27/2025		NUSENDA FCU		\$ 53,390.89	Payroll FY26 PP04
8/28/2025		New Mexico Retiree Health Care Authority		\$ 5,101.29	RHC Monthly Payment
8/28/2025		New Mexico Taxation & Revenue Department		\$ 4,556.59	State Taxes for Aug
8/28/2025		NM Educational Retirement Board		\$ 49,057.44	ERB for Aug
8/28/2025	6706	NM Child Support Enforcement Division		\$ 180.00	Employee deduction
8/29/2025		First Financial Group of America		\$ 1,435.90	FFGA payment
8/29/2025		RM SAMS LLC		\$ 61,605.88	Monthly LPA Payment
8/29/2025		Stericycle, Inc.		\$ 315.85	Medical Waste
8/29/2025	6707	ACES   Association of Charter Schools Education Services		\$ 5,962.93	Poweron IT Services& New printer/ Landscaping/LDD Spam Fil



Albuquerque Aviation Academy							
Outstanding PO Report							
August 31, 2025							
PO Number	Type	Vendor Name	Date Issued	Days Outstanding	PO Amount	Invoiced Amount	Remaining Encumbrance
25-127	Regular	Cooperative Educational Services	10/24/2024	314	\$255,509.54	\$0.00	\$255,509.54
25-208	Regular	ACES   Association of Charter Schools Education Services	5/15/2025	111	\$11,328.16	\$0.00	\$11,328.16
25-210	Regular	ACES   Association of Charter Schools Education Services	5/15/2025	111	\$18,592.21	\$0.00	\$18,592.21
25-230	Regular	Brady Industries of New Mexico LLC	6/20/2025	75	\$25,932.65	\$19,822.84	\$844.42
26-002	Regular	RM SAMS LLC	7/1/2025	64	\$739,270.56	\$184,817.64	\$554,452.92
26-003	Dollar	ABCWUA	7/1/2025	64	\$18,000.00	\$2,464.53	\$15,535.47
26-004	Dollar	Brady Industries of New Mexico LLC	7/1/2025	64	\$6,000.00	\$607.47	\$5,392.53
26-005	Dollar	ACES   Association of Charter Schools Education Services	7/1/2025	64	\$5,000.00	\$0.00	\$5,000.00
26-006-1	Dollar	ACES   Association of Charter Schools Education Services	7/3/2025	34	\$500.00	\$0.00	\$500.00
26-007-2	Regular	ACES   Association of Charter Schools Education Services	7/1/2025	64	\$3,091.38	\$570.07	\$2,521.31
26-008-1	Dollar	ACES   Association of Charter Schools Education Services	8/21/2025	13	\$23,910.00	\$692.33	\$23,217.67
26-009-1	Dollar	Albuquerque Charter School League	7/1/2025	64	\$2,000.00	\$300.00	\$1,700.00
26-010-1	Regular	Bode Aero Services, Inc	7/1/2025	64	\$4,641.00	\$714.00	\$3,927.00
26-011	Regular	Canon Financial Services, Inc.	7/1/2025	64	\$13,800.00	\$2,696.46	\$11,103.54
26-012	Dollar	Canon Solutions America, Inc.	7/1/2025	64	\$6,000.00	\$0.00	\$6,000.00
26-013-2	Dollar	Cooperative Educational Services	7/31/2025	34	\$69,000.00	\$0.00	\$69,000.00
26-014-1	Regular	ACES   Association of Charter Schools Education Services	7/1/2025	64	\$750.00	\$0.00	\$750.00
26-016-2	Dollar	Imagine Learning LLC	7/30/2025	35	\$116,825.00	\$116,825.00	\$0.00
26-017-1	Regular	ACES   Association of Charter Schools Education Services	7/1/2025	64	\$38,520.00	\$6,909.52	\$31,610.48
26-018-1	Regular	ACES   Association of Charter Schools Education Services	7/1/2025	64	\$1,500.00	\$0.00	\$1,500.00
26-019-1	Regular	ACES   Association of Charter Schools Education Services	7/1/2025	64	\$3,500.00	\$0.00	\$3,500.00
26-020	Regular	City of Albuquerque	7/1/2025	64	\$50.00	\$0.00	\$50.00
26-022	Dollar	Clifton/Lanson/Allen LLP	7/1/2025	64	\$24,000.00	\$0.00	\$24,000.00
26-023	Dollar	CHM Bookstore, Store #402	7/1/2025	64	\$5,000.00	\$0.00	\$5,000.00
26-024	Dollar	Clearly Clean Janitorial Services LLC.	7/1/2025	64	\$68,389.32	\$0.00	\$68,389.32
26-025	Dollar	Cognia Inc.	7/1/2025	64	\$1,200.00	\$0.00	\$1,200.00
26-026	Dollar	EAM International, Inc.	7/1/2025	64	\$800.00	\$0.00	\$800.00
26-028	Regular	Amanda Cazanaro	7/1/2025	64	\$590.00	\$295.00	\$295.00
26-029	Regular	Capcon Networks LLC	7/1/2025	64	\$9,000.00	\$1,498.96	\$7,501.04
26-031	Regular	Limnec, INC	7/1/2025	64	\$5,100.00	\$0.00	\$5,100.00
26-033	Regular	Herrera Coaches, Inc.	7/1/2025	64	\$297,447.00	\$29,744.70	\$267,702.30
26-034-1	Dollar	Castile Law LLC	8/21/2025	13	\$15,000.00	\$1,959.55	\$13,040.45
26-035	Dollar	New Mexico Gas Company	7/1/2025	64	\$8,000.00	\$98.08	\$7,901.92
26-036	Regular	NM Association for School Business Officials	7/1/2025	64	\$1,100.00	\$0.00	\$1,100.00
26-038	Regular	Public Charter Schools of NM formerly NM Coalition for Charter Schools	7/1/2025	64	\$9,400.00	\$0.00	\$9,400.00
26-039	Dollar	Public Service Company of New Mexico	7/1/2025	64	\$30,000.00	\$6,250.59	\$23,749.41
26-042	Regular	PowerSchool Group LLC	7/1/2025	64	\$1,325.00	\$0.00	\$1,325.00
26-043	Regular	Quadient Leasing USA, Inc.	7/1/2025	64	\$2,120.00	\$0.00	\$2,120.00
26-044	Regular	Quadient Finance USA, Inc.	7/1/2025	64	\$1,500.00	\$427.64	\$1,072.36
26-045-1	Dollar	Bridget Barrett	8/18/2025	16	\$502.10	\$172.10	\$330.00
26-046	Dollar	Richard M. Romero	7/1/2025	64	\$6,500.00	\$0.00	\$6,500.00
26-047	Dollar	Brenda S. Griffith- S.G. Consulting Serv.	7/1/2025	64	\$6,500.00	\$0.00	\$6,500.00
26-048	Regular	Stencyde, Inc.	7/1/2025	64	\$4,080.00	\$542.36	\$3,537.64
26-049	Dollar	World Fuel Services, Inc.	7/1/2025	64	\$30,000.00	\$3,565.09	\$26,434.91
26-050	Regular	AssuredPartners Capital, Inc.	7/1/2025	64	\$15,658.00	\$0.00	\$15,658.00
26-051	Regular	ACES   Association of Charter Schools Education Services	7/1/2025	64	\$15,600.00	\$2,740.14	\$12,859.86
26-052	Dollar	ACES   Association of Charter Schools Education Services	7/1/2025	64	\$2,000.00	\$0.00	\$2,000.00
26-053	Dollar	ACES   Association of Charter Schools Education Services	7/1/2025	64	\$17,185.72	\$0.00	\$17,185.72
26-054	Regular	ACES   Association of Charter Schools Education Services	7/1/2025	64	\$4,000.00	\$0.00	\$4,000.00
26-055	Regular	Aaron Coles	7/1/2025	64	\$12,125.00	\$0.00	\$12,125.00
26-056	Dollar	Action Security Iron Inc	7/1/2025	64	\$2,000.00	\$0.00	\$2,000.00
26-057	Regular	University of Wisconsin System/WIDA	7/1/2025	64	\$324.00	\$0.00	\$324.00
26-058	Regular	Rafa's Roofing Inc.	7/1/2025	64	\$2,000.00	\$0.00	\$2,000.00
26-059	Regular	The Social Institute	7/1/2025	64	\$7,805.00	\$0.00	\$7,805.00
26-060	Regular	Elevated Fire Safety LLC	7/1/2025	64	\$1,103.00	\$0.00	\$1,103.00
26-061	Regular	UNM Continuing Education	7/1/2025	64	\$1,626.00	\$0.00	\$1,626.00
26-062	Regular	University of Kansas Center for Research, Inc.	7/1/2025	64	\$1,534.50	\$0.00	\$1,534.50
26-063	Regular	Nexstar Media INC	7/1/2025	64	\$35,940.00	\$2,145.58	\$33,794.42
26-064	Regular	ParentSquare, Inc.	7/1/2025	64	\$3,510.00	\$0.00	\$3,510.00
26-065	Regular	Five Star Electric INC	7/22/2025	43	\$2,935.57	\$1,937.34	\$998.23
26-066	Regular	Evan Edwards	7/22/2025	43	\$1,076.25	\$0.00	\$1,076.25
26-067	Regular	Moving Solutions, Inc	7/22/2025	43	\$2,270.89	\$0.00	\$2,270.89
26-070	Dollar	The Stepping Stones Group	7/22/2025	43	\$95,760.00	\$0.00	\$95,760.00
26-072	Regular	Xpressmyself.com LLC	7/22/2025	43	\$1,365.95	\$0.00	\$1,365.95
26-073	Regular	ACES   Association of Charter Schools Education Services	7/22/2025	43	\$475.80	\$510.80	\$0.00
26-074	Regular	ACES   Association of Charter Schools Education Services	7/22/2025	43	\$21,491.63	\$0.00	\$21,491.63
26-077	Regular	Amazon Capital Services	8/4/2025	30	\$1,368.75	\$1,368.16	\$68.59
26-078-1	Dollar	ACES   Association of Charter Schools Education Services	8/5/2025	29	\$1,248.48	\$1,254.60	\$0.00
26-082	Regular	School Equipment, Inc	8/7/2025	27	\$2,415.00	\$0.00	\$2,415.00
26-085	Regular	Amazon Capital Services	8/13/2025	21	\$390.91	\$0.00	\$390.91
26-088	Regular	CEV Multimedia LLC	8/18/2025	16	\$2,575.00	\$0.00	\$2,575.00
26-089	Regular	Timothy Allen Marville	8/18/2025	16	\$1,000.00	\$0.00	\$1,000.00
26-091	Regular	ACES   Association of Charter Schools Education Services	8/19/2025	15	\$1,400.00	\$0.00	\$1,400.00
26-092	Regular	Robertson Aircraft Inc.	8/19/2025	15	\$1,188.00	\$1,128.00	\$0.00
26-093-1	Regular	Robertson Aircraft Inc.	8/29/2025	5	\$2,568.00	\$2,568.00	\$0.00
26-094	Regular	Gardenswartz Team Sales	8/19/2025	15	\$1,520.89	\$0.00	\$1,520.89
26-095	Regular	Poms & Associates Insurance Brokers, Inc.	8/19/2025	15	\$1,033.20	\$0.00	\$1,033.20
26-096	Regular	Vicrom Inc	8/19/2025	15	\$6,732.00	\$0.00	\$6,732.00
26-098	Regular	Amazon Capital Services	8/22/2025	12	\$8.99	\$0.00	\$8.99
26-099	Regular	Amazon Capital Services	8/22/2025	12	\$70.98	\$0.00	\$70.98
26-103	Regular	Sportman's Market, Inc?	8/22/2025	12	\$599.00	\$0.00	\$599.00
26-104	Regular	Amanda Cazanaro	8/22/2025	12	\$1,109.95	\$0.00	\$1,109.95
26-105	Regular	Peter Defries Corporation dba Dion's Pizza	8/22/2025	12	\$342.10	\$0.00	\$342.10
26-106	Regular	Amazon Capital Services	8/22/2025	12	\$132.31	\$0.00	\$132.31
26-107	Regular	EAA (Experimental Aircraft Assoc) Chapter 179	8/29/2025	5	\$50.00	\$0.00	\$50.00
Sub Total					\$2,164,782.79	\$394,616.55	\$1,762,555.99
TOTAL					\$2,164,782.79	\$394,616.55	\$1,762,555.99

Must submit backup for all BARs,  
except transfers of funds for SEG or  
direct grants

**STATE OF NEW MEXICO**  
**PUBLIC EDUCATION DEPARTMENT**  
**300 Don Gaspar Santa Fe, NM 87501-2786**  
**Budget Adjustment Request**

Doc. ID: 544-000-2526-0002-T

Fund Type: General Fund / Capital  
Outlay / Debt Service

Adjustment Type: Transfer

Fiscal Year: 2025-2026

Entity Name: Albuquerque Aviation Academy

Adjustment Changes Intent/Scope of Program Yes or No?: No

Contact: Sean Fry, Business Manager

Total Approved Budget (Flowthrough):

Phone: 505-242-6640 x2501

Email: sean.fry@abqca.org

<b>FLOWTHROUGH ONLY</b>	<b>Budget Period:</b> 2025-07-01	<b>To:</b> 2026-06-30
<b>A. Approved Carryover:</b>		
<b>B. Total Current Year Allocation:</b>		
<b>D. Total Funding Available:</b>		

Fund	Function	Object	Program	Location	Job Class	Present Budget	Adj Amt Exp	Adj Budget	ADD'L FTE
11000 Operational	1000 Instruction	56112 Other Instructional Materials	1010 Regular Education (PreK-12) Programs	544001 Albuquerque Aviation Academy	0000 No Job Class	\$766,104.44	(\$335,000.00)	\$431,104.44	
11000 Operational	2100 Support Services-Students	53214 Physical/Recreational Therapists - Contracted	2000 Special Programs	544001 Albuquerque Aviation Academy	0000 No Job Class	\$12,000.00	\$4,000.00	\$16,000.00	
11000 Operational	2100 Support Services-Students	53215 Psychologists/Counselors - Contracted	2000 Special Programs	544001 Albuquerque Aviation Academy	0000 No Job Class	\$70,000.00	\$31,000.00	\$101,000.00	
11000 Operational	2100 Support Services-Students	53414 Other Services	0000 No Program	544001 Albuquerque Aviation Academy	0000 No Job Class	\$3,000.00	\$9,000.00	\$12,000.00	
11000 Operational	2100 Support Services-Students	56113 Software	0000 No Program	544001 Albuquerque Aviation Academy	0000 No Job Class	\$1,200.00	\$5,000.00	\$6,200.00	
11000 Operational	2200 Support Services-Instruction	53330 Professional Development	0000 No Program	544001 Albuquerque Aviation Academy	0000 No Job Class	\$5,500.00	\$15,000.00	\$20,500.00	
11000 Operational	2200 Support Services-Instruction	53414 Other Services	0000 No Program	544001 Albuquerque Aviation Academy	0000 No Job Class		\$15,000.00	\$15,000.00	
11000 Operational	2200 Support Services-Instruction	57340 Technology-Related Hardware.	0000 No Program	544001 Albuquerque Aviation Academy	0000 No Job Class		\$15,000.00	\$15,000.00	
11000 Operational	2400 Support Services-School Administration	53414 Other Services	0000 No Program	544001 Albuquerque Aviation Academy	0000 No Job Class		\$9,000.00	\$9,000.00	
11000 Operational	2500 Central Services	56113 Software	0000 No Program	544001 Albuquerque Aviation Academy	0000 No Job Class	\$3,000.00	\$20,000.00	\$23,000.00	
11000 Operational	2600 Operation & Maintenance of Plant	54312 Maintenance & Repair - Buildings and Grounds	0000 No Program	544001 Albuquerque Aviation Academy	0000 No Job Class	\$6,000.00	\$40,000.00	\$46,000.00	
11000 Operational	2600 Operation & Maintenance of Plant	55200 Property/Liability Insurance	0000 No Program	544001 Albuquerque Aviation Academy	0000 No Job Class		\$80,000.00	\$80,000.00	

11000 Operational	2600 Operation & Maintenance of Plant	55915 Other Contract Services	0000 No Program	544001 Albuquerque Aviation Academy	0000 No Job Class		\$92,000.00	\$92,000.00	
						Sub Total	\$0.00		
						<b>Indirect Cost</b>			
						<b>DOC. TOTAL</b>	\$0.00		

**Justification:**

Move authority for adjustments to ancillary projections and cash carryover targets for facilities. SDF.

Compliance with Sections 10-15-1 and 22-8-12, NMSA, 1978 Compilation:

A. The requested budget/changes were authorized at a scheduled Board of Education or Governance Council meeting open to the public on:

B. Justification for the transfer: Explanation such as "underbudgeted", "insufficient budget", or "needed to close out Project" ARE NOT ACCEPTABLE. Attach additional sheets if necessary.

ALL TRANSFER BARS MUST NET OUT TO ZERO ON THE DOC. TOTAL LINE.

Must submit backup for all BARs, except transfers of funds for SEG or direct grants

**STATE OF NEW MEXICO**  
**PUBLIC EDUCATION DEPARTMENT**  
**300 Don Gaspar Santa Fe, NM 87501-2786**  
**Budget Adjustment Request**

**Doc. ID:** 544-000-2526-0003-M  
**Fund Type:** General Fund / Capital Outlay / Debt Service  
**Adjustment Type:** Maintenance

**Fiscal Year:** 2025-2026

**Entity Name:** Albuquerque Aviation Academy

**Adjustment Changes Intent/Scope of Program Yes or No?:** No

**Contact:** Sean Fry, Business Manager

**Total Approved Budget (Flowthrough):**

**Phone:** 505-242-6640 x2501

**Email:** sean.fry@abqca.org

<b>FLOWTHROUGH ONLY</b>	<b>Budget Period:</b> 2025-07-01	<b>To:</b> 2026-06-30
<b>A. Approved Carryover:</b>		
<b>B. Total Current Year Allocation:</b>		
<b>D. Total Funding Available:</b>		

Fund	Function	Object	Program	Location	Job Class	Present Budget	Adj Amt Exp	Adj Budget	ADD'L FTE	
11000	Operational	2200 Support Services-Instruction	56114 Library And Audio-Visual	0000 No Program	544001 Albuquerque Aviation Academy	0000 No Job Class	\$27,650.00	(\$27,650.00)		
11000	Operational	2500 Central Services	55400 Advertising	0000 No Program	544001 Albuquerque Aviation Academy	0000 No Job Class	\$22,000.00	(\$20,000.00)	\$2,000.00	
11000	Operational	2200 Support Services-Instruction	53414 Other Services	0000 No Program	544001 Albuquerque Aviation Academy	0000 No Job Class		\$27,650.00	\$27,650.00	
11000	Operational	2300 Support Services-General Administration	55400 Advertising	0000 No Program	544001 Albuquerque Aviation Academy	0000 No Job Class	\$10,000.00	\$20,000.00	\$30,000.00	
<b>Sub Total</b>							\$0.00			
<b>Indirect Cost</b>										
<b>DOC. TOTAL</b>							\$0.00			

**Justification:**

Move Advertising and correct Pro Tech coding. SDF.

Compliance with Sections 10-15-1 and 22-8-12, NMSA, 1978 Compilation:

A. The requested budget/changes were authorized at a scheduled Board of Education or Governance Council meeting open to the public on:

B. Justification for the transfer: Explanation such as "underbudgeted", "insufficient budget", or "needed to close out Project" ARE NOT ACCEPTABLE. Attach additional sheets if necessary.

ALL TRANSFER BARS MUST NET OUT TO ZERO ON THE DOC. TOTAL LINE.