



Setting your password in the CFISD Parent Portal

If this is your first time logging into CFISD Parent Portal, you will be receiving an email with your login information. Please follow the instructions below and use the username and password supplied in the email to login.

A screenshot of the CFISD Parent Portal login interface. At the top, a dark blue banner contains the text "Students & Staff please click this button to log into my.cfid.net" in white, followed by a green button with the text "CLICK HERE" in white. Below the banner, the main area has a blue background. The title "CFISD Parent Portal" is centered in white. There are two white input fields: the first is labeled "Username" and contains a blurred text entry; the second is labeled "Password" and is empty. To the right of the password field is a small icon of a hand holding a key. Below the input fields is a large blue button with the text "Sign In" in white. At the bottom of the page, there is a link that reads "Help, I forgot my password" in a smaller, light blue font.

You will be prompted to change your initial password. Make sure your password strength meets the password policy on the screen.

Enter Windows password ×

Windows is requiring you to change your password before login.


New Password

Confirm Password

Password policy:
Minimum of 8 characters with at least 3 of the following 4:
Capital letter,
Lower-case letter,
Number, or
Special Character:
~`!@#\$%^&*()_-=+{[]|\:;''<>.,?/

After you submitted your new password, you will be taken to the Two-factor Authentication screen which you can choose your security image for additional security.

Click on the question mark and you'll see a page with images. Select on any images and click "Ok". You'll need to use the same image you selected here when you login in the future.



Two-factor Authentication

Your district requires the use of Two-factor Authentication.

Click the box below to set your security image.

?

You may change your Two-factor Authentication method and preferences after logging into the system.

The last step is to setup Password Recovery in case you forget your password later. You'll be able to reset your password using any methods you choose here. Click on the "Set Up Recovery" button.

Note :

This is a required step to complete the account setup process. Please **DO NOT** click Logout, if you click Logout then you will exit the application. Please click Set Up Recovery to select a recovery option and allow you to control your password maintenance.

Password Recovery Setup

You are required to set up password recovery to proceed.



Please click here to set up password recovery



Set Up Recovery


You'll need to setup security questions in case you need to recover your password later.

My Profile Settings

General Themes App Passwords Auto Launch Sign In **Recovery** Security

Launchpad Password Recovery

You may configure and use any combination of these options.



Questions
Disabled

Password

Reset Password

[← Recovery](#)

If you forget your password, we will use these questions to verify your identity.

Question One

Custom	▼	<input type="text"/>	<input type="text"/>
--------	---	----------------------	----------------------

Question Two

Custom	▼	<input type="text"/>	<input type="text"/>
--------	---	----------------------	----------------------

Question Three

Custom	▼	<input type="text"/>	<input type="text"/>
--------	---	----------------------	----------------------

Password Recovery

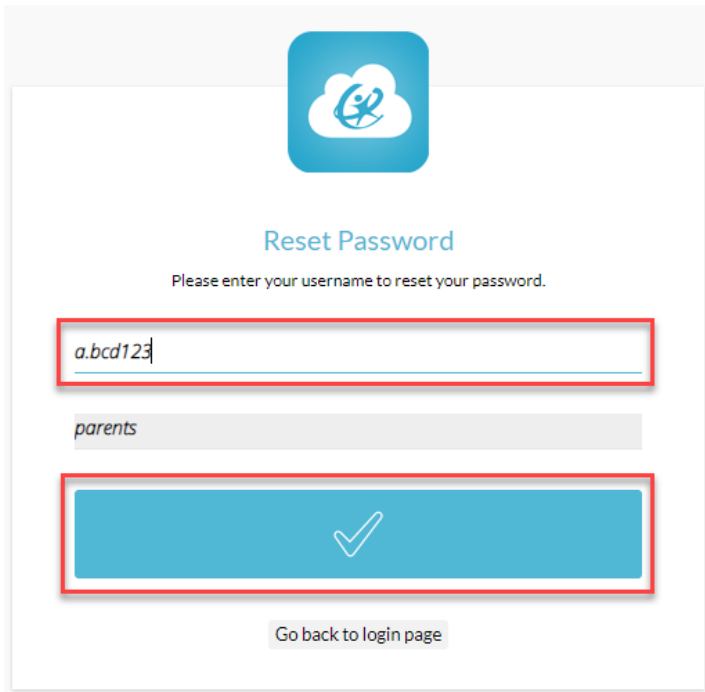
At the login screen, click on “Help, I forgot my password”.

Students & Staff please click this button to log into my.cfisd.net [CLICK HERE](#)

CFISD Parent Portal

Username	<input type="text"/>	
Password	<input type="password"/>	<input type="checkbox"/>
Help, I forgot my password		

Next, enter your username and click on the button.



Reset Password

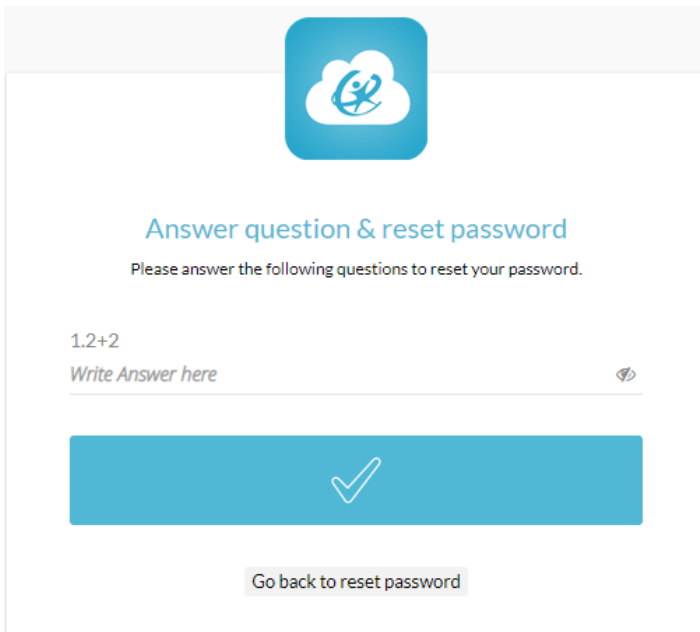
Please enter your username to reset your password.

a.bcd123

parents

Go back to login page

Fill in the answer to the security question you've created and follow the instructions.



Answer question & reset password

Please answer the following questions to reset your password.

1.2+2

Write Answer here

Go back to reset password

If you need assistance, please contact the Cy-Fair Customer Care Center at 281-897-4357.