



Registration Instructions

Step 1

Click on “Register Now” button in the top right corner of the [website \(www.summeratpotomac.org\)](http://www.summeratpotomac.org).

TRANSPORTATION

LUNCH

ELITE CAMPS

Register Now



Step 2 - Account Login

Returning Families: Log into your existing account to begin registration. Be sure to update all information.

New Families: Create a new account. If you have previously participated in other programs run by Auxiliary Programs (i.e.: ETC classes, extended day, trips, etc.) please log into that existing account.

Sign-In

Email

Password

Login

[Reset password](#)

New User Sign-Up

First Name

Last Name

Email

Password

Create Account

By clicking the button, you agree to our [Terms](#) and [Privacy Policy](#)

Step 3

Read information and click continue. Be sure to have your [transportation](#) selections ready!

Registration for 2026 Summer Camp

Home

Welcome to Summer@Potomac!

We are excited to have you join us for a fun filled summer!

Families will need to select arrival and departure methods to complete their registration. Our free bus service is open to all campers participating in programs that run from 9:00 am-3:00 pm. All bus stops can be found on our [Transportation](#) page.

Continue →



Registration Instructions

Step 4 - Selecting Campers for Registration

Select returning campers name to register and/or add a new camper. Fill out requested information and press continue.

Whitney Ennis

Marlowe Ennis

Ellie Ennis

Date of Birth

Month * February Day * 1 Year * 2018

Select the grade your camper will be attending in Fall 2026

Select... *

+ Add a child

Previous

Continue ->

Cart Summary

Ellie Ennis x

Step 5 - Selecting Sessions for Campers

To add a camp click on the week or session you'd like to enroll your first camper.

Select Sessions for Ellie

Search by name... Expand all

Summer 2026

Week 1: June 15 - 18	\$ xxx.xx
June 15 -18 Show Details	



Registration Instructions

Step 5 - Selecting Sessions for Campers (continued)

Add a Week or Session by clicking on the green cart.


Week 1: June 15 - 18 \$ xxx.xx

June 15 - 18 | [Hide Details](#)

Please click the green cart to select the program and transportation method for your camper for this week.

- Families must choose both an arrival and departure option to move forward.
- Registration for the extended hours programs, Potomac Plus AM and PM, can be found under transportation for this session.

[Lunch may be added for this week by scrolling to the bottom of the page.](#)

 **Add to cart**






Session Options
(Please add this session to your cart before adding options)

Step 5 - Selecting Sessions for Campers (continued)

Add a program by clicking on the green cart on the left.

Week 1: June 15 - 18

Up to 1 item allowed. * 0 items in cart.

Mickey's Fairytale Adventures using LEGO®	\$ xxx.xx	
Little Shoppers: SPARK Business Academy	\$ xxx.xx	
Fiber Arts: The Handwork Studio	\$ xxx.xx	
Robot Rumble: The Handwork Studio	\$ xxx.xx	
Girl Power Sports and Leadership Camp	\$ xxx.xx	



Registration Instructions

Step 5 - Selecting Sessions for Campers (transportation option) (continued)

Scroll down to select arrival and dismissal method, including Potomac Plus AM and/or PM. Carpool is only available for rising kindergartners and their siblings.

Transportation: Arrival

1 item required. * 0 items in cart.

Walk/Bike



Kindergarten Carpool




Potomac Plus AM

\$ xxx.xx



AM Northeast DC - Ebenezer's
Coffeehouse - 201 F St NE



AM Northwest DC - CVS- 4859 MacArthur
Blvd NW



Step 5 - Selecting Sessions for Campers (continued)

Repeat the steps listed above to add additional weeks, sessions, swim lessons and lunch. Once you are finished adding camps for all the weeks, click continue at the bottom of the screen.

<p>Session 1: June 22 - July 10 \$ xxx.xx</p> <p>June 22 - July 10 Show Details</p> <hr/> <p>Lunch</p> <p>June 22 - July 10 Show Details</p>	<p>School - 301 N Carolina Ave SE</p> <ul style="list-style-type: none"> PM Falls Church ✕ - 24th St. & N Sycamore St. <p>+ Enter a Discount Code</p> <hr/> <p>Subtotal \$ xxx.xx</p> <p>Taxes</p> <p>Total \$ xxx.xx</p>
---	--

Previous
Continue →



Registration Instructions

Step 6 - Required Forms

Complete all household, camper and medical information for each camper and click continue.

Complete Required Forms

Forms marked with an asterisk(*) are mandatory.

Household Form* ✓

Completed

[View Form](#)

Ellie ^

Medical Form *

[Open Form](#)

Camper Information *

[Open Form](#)

Cart Summary

Ellie Ennis
Summer 2026

Week 1: June 15 - 18

- Girl Power Sports and Leadership Camp \$ xxx.xx
- AM Northeast DC - Ebenezer's Coffeehouse - 201 F St NE
- PM Arlington - Military Rd. & 26th St. N

[+ Enter a Discount Code](#)

Subtotal \$ xxx.xx

Taxes

Total \$ xxx.xx

[Previous](#)

[Continue →](#)

Step 7 - Payment Option

\$ xxx.xx

Select payment option and process payment. Press submit on the bottom right corner.

Payment Option

Pay \$xxx.xx registration fees and deposits now, and pay \$xxx.xx balance on April 23, 2025

Date	Amount
Today	\$ xxx.xx
April 22, 2026	\$ xxx.xx

Payment Method

- Credit Card

Credit card details

[Use this card](#)

[Return to Payment Options](#)

[Previous](#)

[Submit →](#)

Your registration is now complete!

This document is intended for instructional purposes only. Consequently, all pricing information has been omitted. Camp prices and fees are available on the camp website or can be obtained during the registration process.