

EUDORA SCHOOLS

State Assessment Review



OUR PROMISE

Every student in Eudora Schools is known by name, strength, and need, and graduates prepared for the future they choose.

2024-2029

#EudoraProud

Our Focus




CULTURE OF BELONGING

We will embody a welcoming school community where each student is known by **name**, **strength** and **need**, and is **empowered** to engage, lead, and thrive.



INSTRUCTIONAL EXCELLENCE

We will improve student performance through enhanced instructional coherence and high-impact instructional practices.



FUTURE PREPARED

We will ensure our graduates are prepared for the future they choose.

Performance Level Descriptors

"Performance Level Descriptors (PLDs) are available for each test. PLDs define the knowledge, skills, and processes that students likely demonstrate at different levels of proficiency within the reporting categories (1, 2, 3, 4)."

<https://ksassessments.org/understanding-scale-scores-plds-and-cut-scores>

2024

LEVEL 1

A student at Level 1 shows a **limited ability** to understand and use the skills and knowledge needed for postsecondary readiness.

LEVEL 2

A student at Level 2 shows a **basic ability** to understand and use the skills and knowledge needed for postsecondary readiness.

LEVEL 3

A student at Level 3 shows an **effective ability** to understand and use the skills and knowledge needed for postsecondary readiness.

LEVEL 4

A student at Level 4 shows an **excellent ability** to understand and use the skills and knowledge needed for postsecondary readiness.

2025

LEVEL 1

A student at Level 1 shows a **limited ability** to **demonstrate** their knowledge and skills of (third, fourth, fifth, etc.) grade (ELA, Math, Science) standards.

LEVEL 2

A student at Level 2 shows a **basic ability** to **demonstrate** their knowledge and skills of (third, fourth, fifth, etc.) grade (ELA, Math, Science) standards.

LEVEL 3

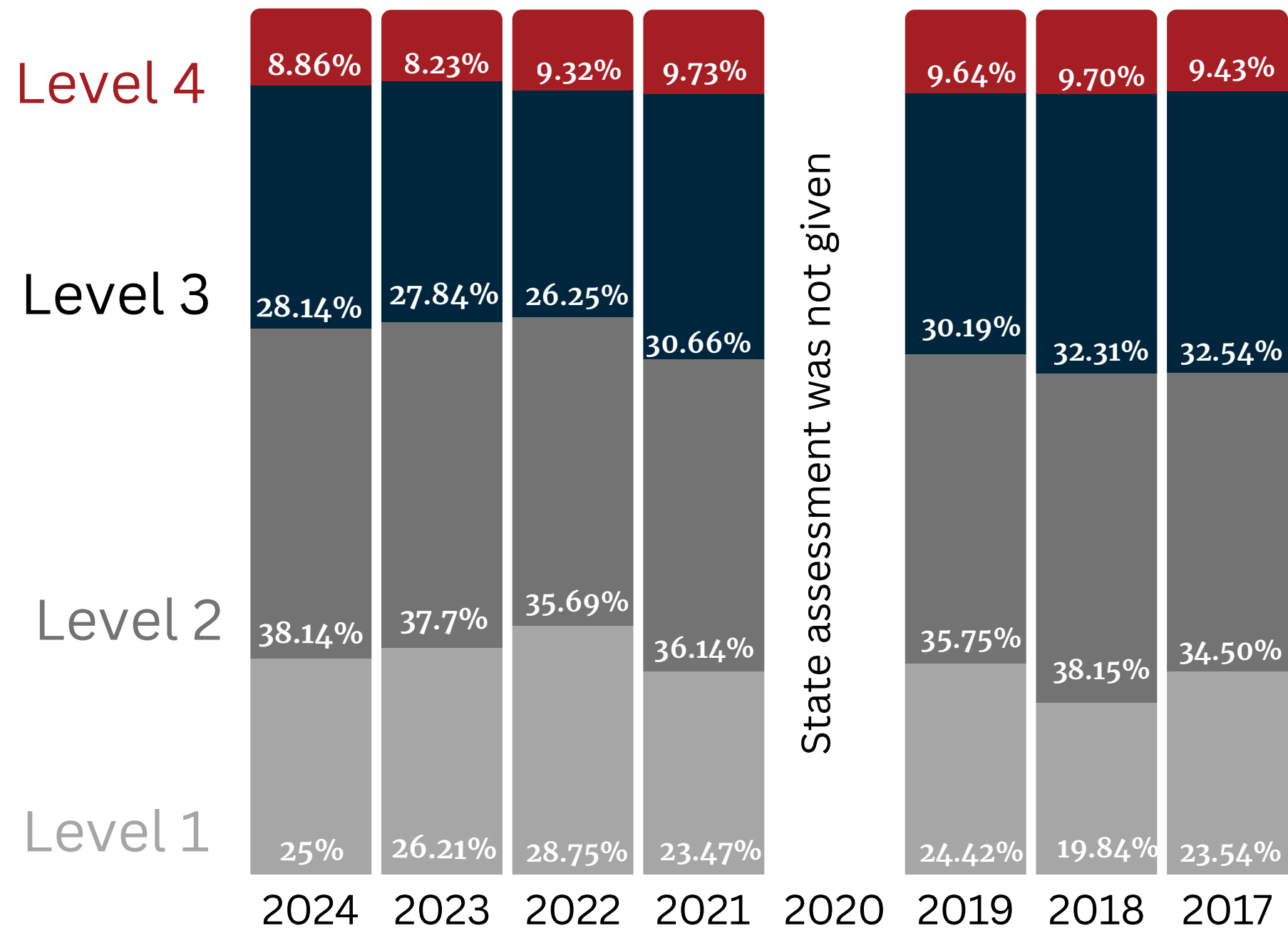
A student at Level 3 shows an **proficient ability** to **demonstrate** their knowledge and skills of (third, fourth, fifth, etc.) grade (ELA, Math, Science) standards.

LEVEL 4

A student at Level 4 shows an **advanced ability** to **demonstrate** their knowledge and skills of (third, fourth, fifth, etc.) grade (ELA, Math, Science) standards.

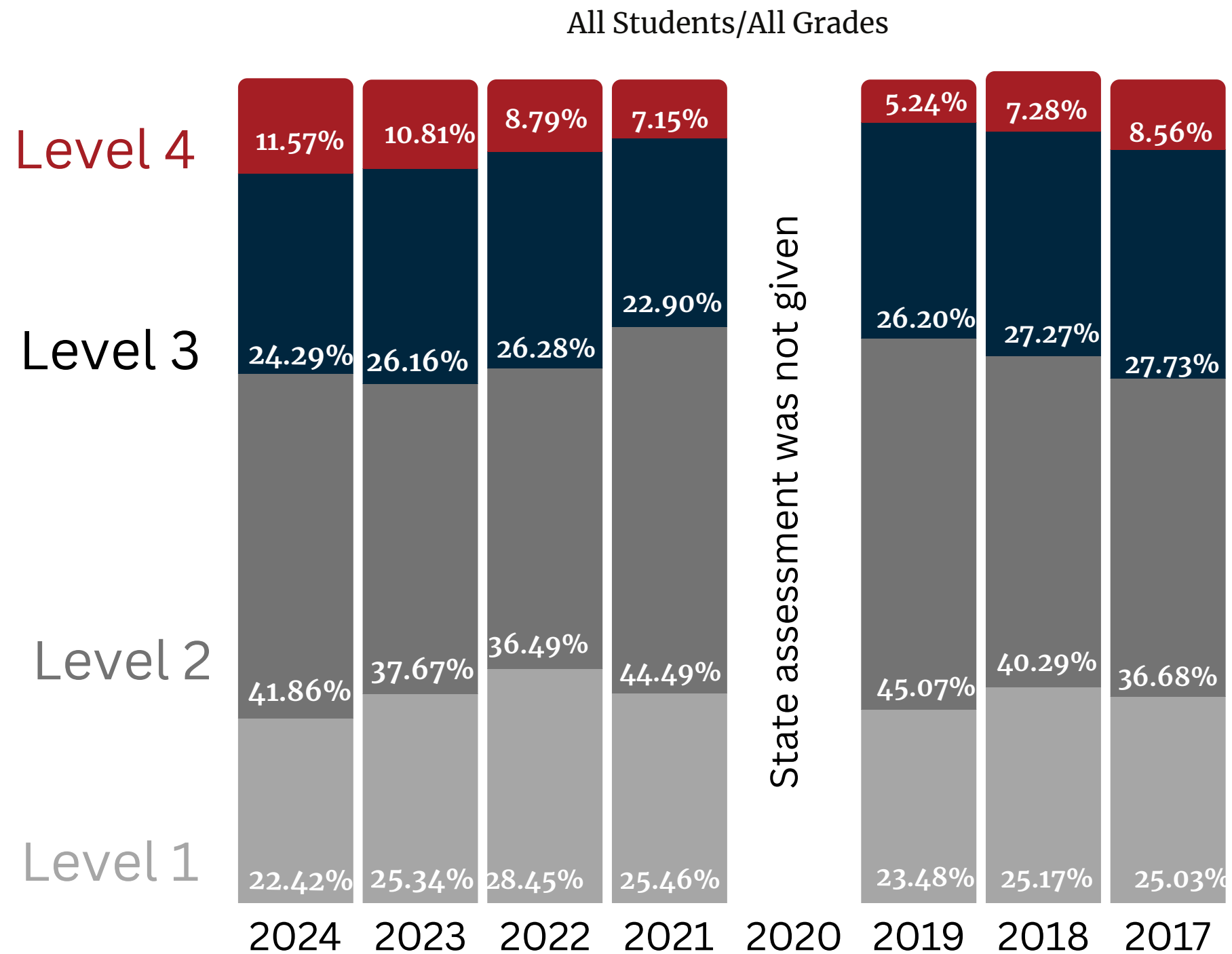
ELA District Totals

All Students/All Grades



unofficial

Math District Totals



unofficial

2025 State Assessment Results

- Hopefully, score reports will be available by Friday
- Ensuring all data is accurate before it is released

Why the Delay?

- Remote testing window, standard setting, and board approval of scale scores contribute to later release than a typical year
- Estimated impact data presented to the State Board did not include incomplete tests or accommodations



Why Update the Assessment and Cut Scores?

- Old cut scores don't reflect actual student success.
- Many students labeled “not proficient” succeed in ACT, AP, dual credit, graduation, and postsecondary pathways.
- Only 1 in 4 students score at Level 3 or 4, but more than half succeed after high school.
- [2025 State Assessment Talking Points](#)



What is a Concordance Table?

- A way to compare scale scores from 2024 KAP assessments and new 2025 KAP assessments.
- Linkage was developed using an equipercentile method.
 - Assumes the student population distributions are the same between 2024 and 2025.
- Because the two assessments are not identical, the tables will show concordant (linked) scores, not interchangeable scores.
- Linked scores should be interpreted as approximate equivalents and used for group-level decisions and trend monitoring.
- Linked scores should not be used to make high-stakes individual decisions.



Challenges

- 40-question test
 - There are not 10 questions at each of the 4 performance levels
 - 1 question could make a difference in the performance level
 - Narrow range in level 2
- Transition Table
 - We will not take down the transition table from last year

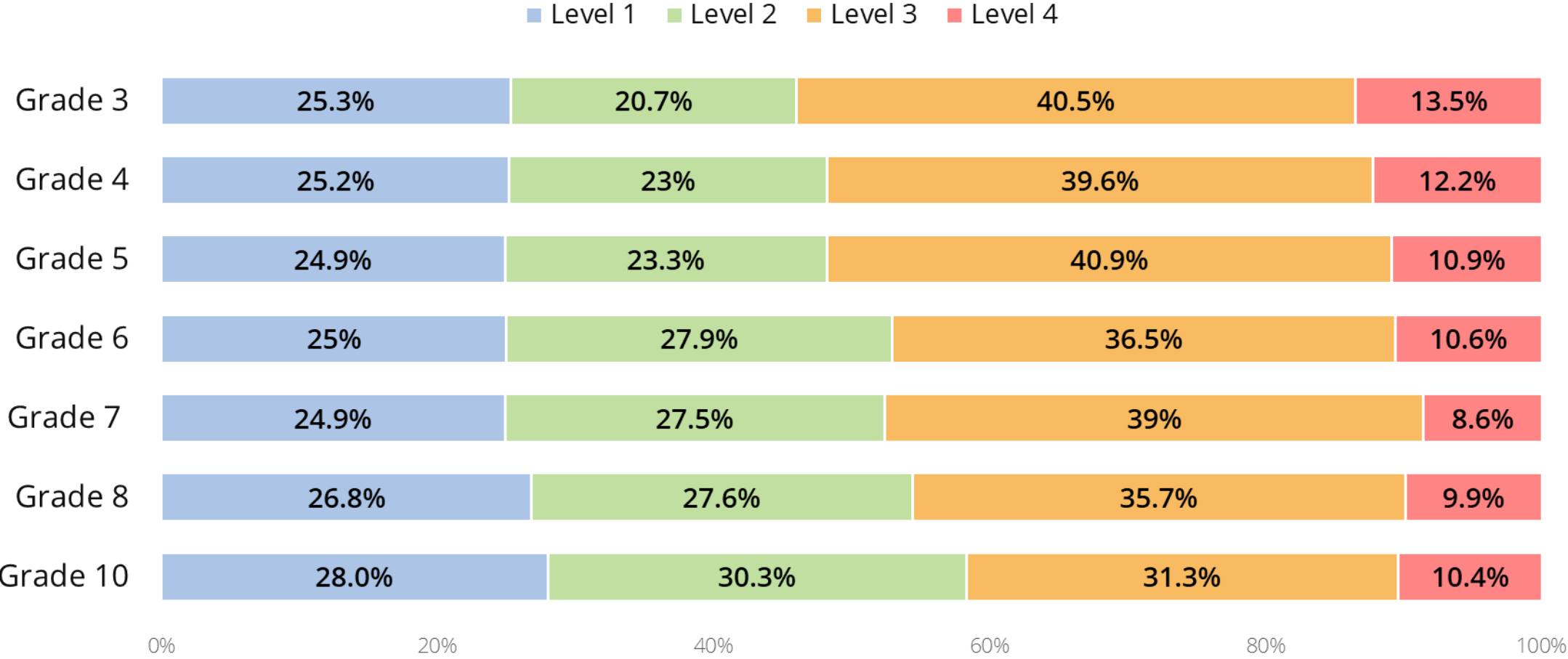


English Language Arts Scale

ELA		Lowest Obtainable Scale Score	Level 2 Cut	Level 3 Cut	Level 4 Cut	Highest Obtainable Scale Score
	G3	400	510	540	609	700
	G4	400	510	540	607	700
	G5	400	510	540	600	700
	G6	400	510	540	593	700
	G7	400	510	540	600	700
	G8	400	510	540	594	700
	G10	400	510	540	588	700



ELA Projected Impact Data

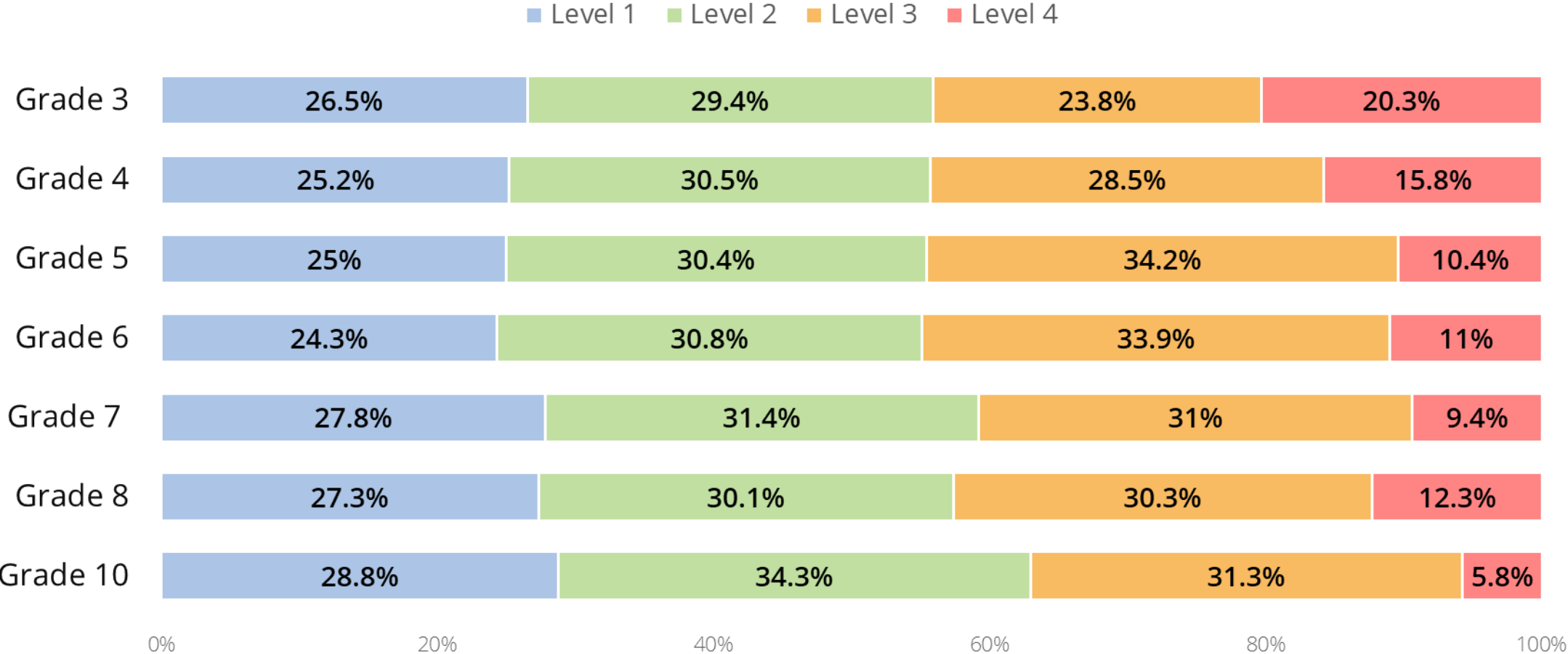


Math Scale

MATH		Lowest Obtainable Scale Score	Level 2 Cut	Level 3 Cut	Level 4 Cut	Highest Obtainable Scale Score
	G3	400	510	540	570	700
	G4	400	510	540	579	700
	G5	400	510	540	599	700
	G6	400	510	540	596	700
	G7	400	510	540	603	700
	G8	400	510	540	594	700
	G10	400	510	540	600	700



Math Projected Impact Data



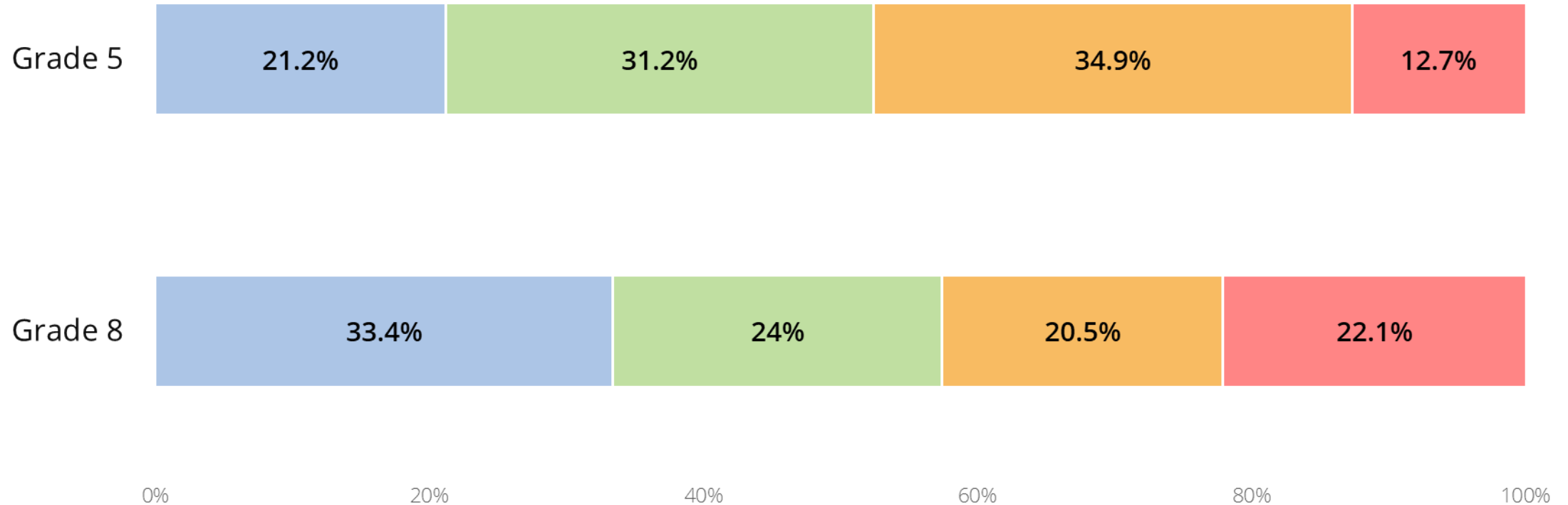
Science Scale

SCIENCE		Lowest Obtainable Scale Score	Level 2 Cut	Level 3 Cut	Level 4 Cut	Highest Obtainable Scale Score
	G5	400	510	540	582	700
	G8	400	510	540	569	700



Science Projected Impact Data

■ Level 1 ■ Level 2 ■ Level 3 ■ Level 4



EUDORA SCHOOLS

State Assessment Review



OUR PROMISE

Every student in Eudora Schools is known by name, strength, and need, and graduates prepared for the future they choose.

2024-2029

#EudoraProud