I-READY Fluency Flight

professional development



Directions

Explore the slides and i-Ready Fluency Flight on your account.

Experience the Fluency Flight from the perspective of a student.

Spend one hour.

Complete the Google Form.

Submit a claim form for one hour.



What is the fluency flight?



i-Ready Fluency Flight is a digital program within i-Ready Classroom Mathematics that helps students in grades 2-5 build math fact fluency through engaging, personalized activities and games, focusing on understanding, practice, and automaticity.







Telling Time

Purpose of the Fluency Flight

To help students master essential math facts (addition, subtraction, multiplication, division) without feeling pressured by speed.

This connects with our focus on equitable grading. Not every fluency activity needs to be timed and stressful. The fluency flight involves game-based learning that can be engaging and motivating.

Approach to the Fluency Flight

- Personalized Activities: Fluency Flight adapts to each student's needs and learning style.
- Gamified Learning: The program uses digital games to make learning math facts fun and engaging.
- Focus on Understanding: Before emphasizing speed, the program focuses on developing a strong understanding of the facts.
- Stages of Fluency: Students progress through stages of fluency development: understanding, practice, and automaticity.

Access the Fluency Flight

Students can access Fluency Flight through their i-Ready login, specifically within the Math Dashboard. This is available starting in 2nd grade.

It is the picture of a dragon.



Benefits of Using the Fluency Flight

- Students build math fact fluency.
- Students develop a positive attitude toward learning math facts.
- Teachers can monitor student progress and usage.
- It should take about 8-15 minutes a day on Fluency Flight. This will count toward your students' minutes in math.

Usage Report

This tells you how many dragons students earned in the past two weeks.

Access it through the reports tab, class reports under instruction, and Fluency Flight.

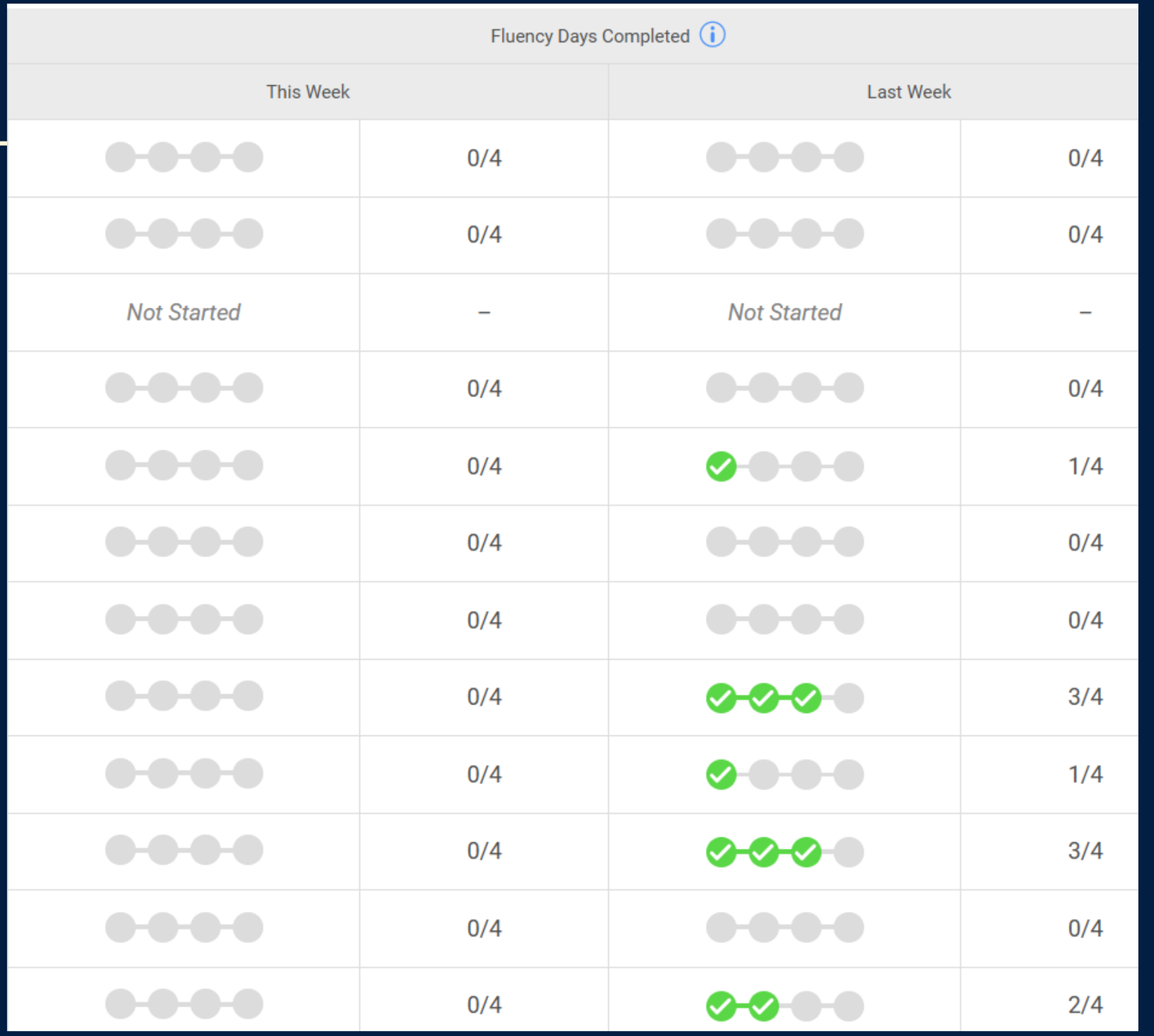

Fluency Report

This tells you more details about the operations your individual students are working on.

Access it through the reports tab, class reports under instruction, and Fluency Flight.

You can toggle between the usage report and the fluency report for your class.

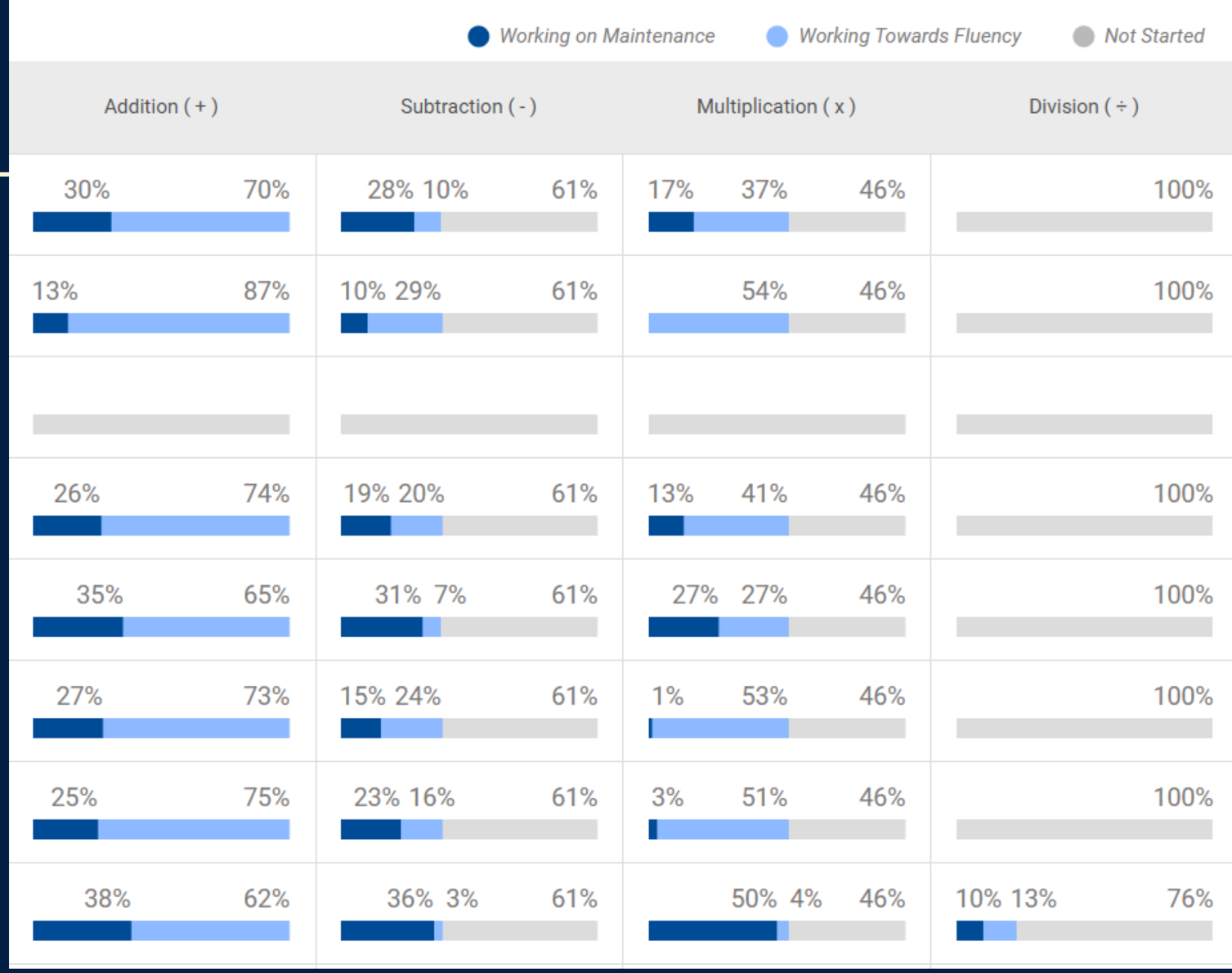

EXPERIENCE THE FLUENCY FLIGHT AS A STUDENT

LOG INTO YOUR IREADY ACCOUNT.
GO TO REPORTS - CLASS - INSTRUCTION - FLUENCY FLIGHT
FROM THERE, BE SURE YOU ARE ON YOUR NAME/CLASS.

THERE IS A BLUE BUTTON THAT SAYS
“PLAY DEMO”
CLICK THAT TO BEGIN!

*YOU CAN ADJUST THE GRADE LEVEL, ABILITY LEVEL, AND TIME OF THE SCHOOL YEAR BEFORE STARTING.

Click here for a video to Introduce Kids to Fluency Flight

Class Tracker

Fluency Flight Paper Airplane

Fluency Flight Reference Sheet

Click the links to explore resources

Powerpoint Introducing Kids to Fluency Flight

Fluency Flight Planning Tool

Fluency Flight FAQs

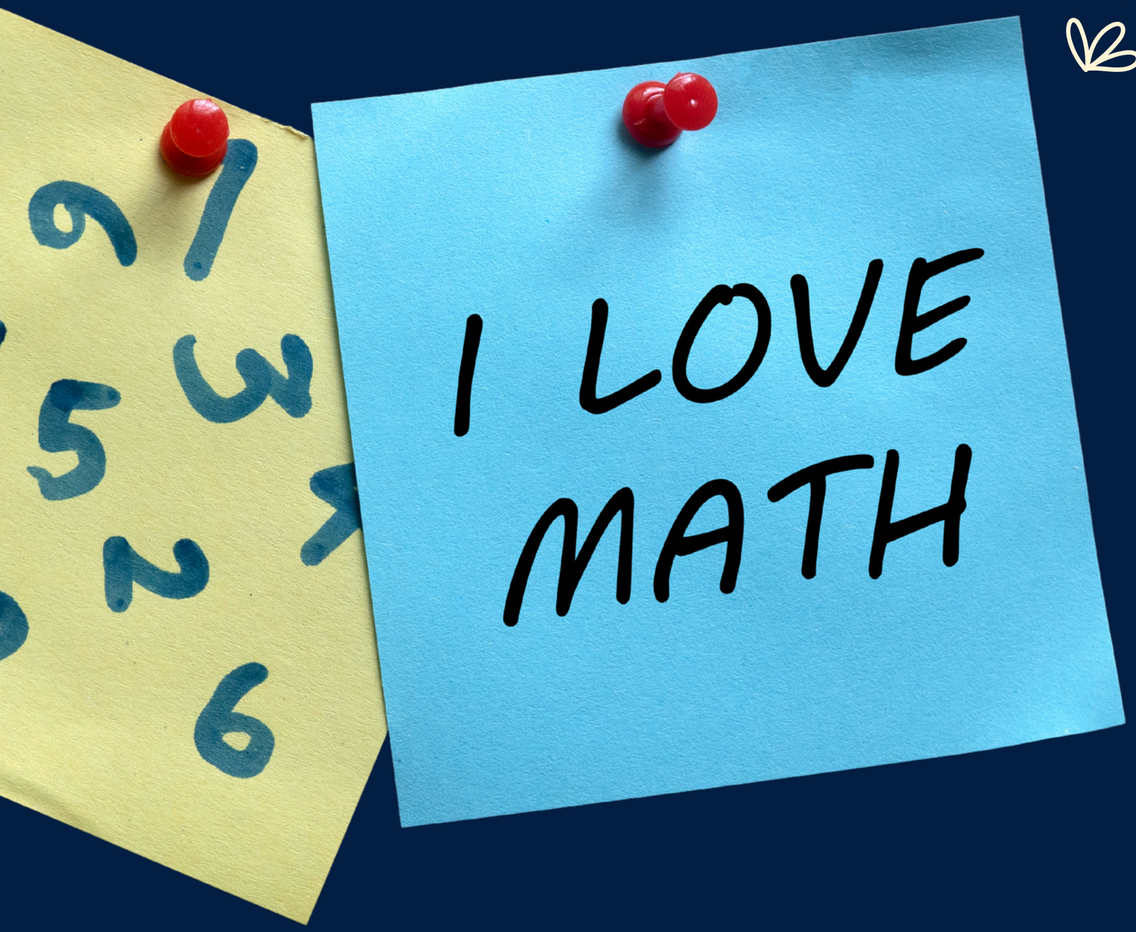

Next Steps

Consider trying out the Fluency Flight with your class, if you have not introduced it to them yet. The first time would be ideal to get onto it together.

If you have tried the Fluency Flight, plan how you will use it more consistently from now on. Maybe it will be an early finisher activity, or a morning work assignment after breakfast, a must do 4 days a week (it counts toward the minutes for math) or something they do during a flex time in your day.

Click here for the GOOGLE FORM

Thank you!

