



Ector County ISD

Tax Rate

2025 – 2026

NOTICE OF PUBLIC MEETING TO DISCUSS BUDGET AND PROPOSED TAX RATE

The Ector County Independent School District will hold a public meeting at 6:00 p.m. Tuesday, June 24, 2025 in the ECISD Central Administration Office first floor Board Room at 802 N. Sam Houston, Odessa TX. The purpose of this meeting is to discuss the school district's budget that will determine the tax rate that will be adopted. Public participation in the discussion is invited.

The tax rate that is ultimately adopted at this meeting or at a separate meeting at a later date may not exceed the proposed rate shown below unless the district publishes a revised notice containing the same information and comparisons set out below and holds another public meeting to discuss the revised notice.

Maintenance Tax	\$.7567 /\$100 (Proposed rate for maintenance and operations)
School Debt Service Tax approved by local voters	\$.2544 /\$100 (Proposed rate to pay bonded indebtedness)

Comparison of Proposed Rates with Last Year's Budget

The applicable percentage increase or decrease (or difference) in the amount budgeted in the preceding fiscal year and the amount budgeted for the fiscal year that begins during the current tax year is indicated for each of the following expenditure categories:

Maintenance and operations	9.47 %	increase
Debt service	96.78 %	increase
Total expenditures	15.40 %	increase

Total Appraised Value and Total Taxable Value
(as calculated under Tax Code Section 26.04)

	Preceding Tax Year	Current Tax Year
Total appraised value* of all property	\$ 24,339,746,048	\$ 25,734,848,414
Total appraised value* of new property**	\$ 1,836,819,063	\$ 82,888,915
Total taxable value*** of all property	\$ 17,582,027,735	\$ 18,466,890,043
Total taxable value*** of new property**	\$ 1,479,809,046	\$ 47,559,779

* "Appraised value" is the amount shown on the appraisal roll and defined by Tax Code Section 1.04 (8).
 ** "New property" is defined by Tax Code Section 26.012 (17).
 *** "Taxable value" is defined by Tax Code Section 1.04 (10).

Bonded Indebtedness

Total amount of outstanding and unpaid bonded indebtedness*	\$ 332,570,000
---	----------------

* Outstanding Principal for 2025/26

Comparison of Proposed Rates with Last Year's Rates

	Maintenance & Operations	Interest & Sinking Fund*	Total	Local Revenue Per Student	State Revenue Per Student
Last Year's Rate	\$.75960	\$.25440	\$ 1.01400	\$ 5,976	\$ 5,946
Rate to Maintain Same Level of Maintenance & Operations Revenue & Pay Debt Service	\$.68795	\$.28518	\$.97314	\$ 6,042	\$ 6,146
Proposed Rate	\$.75670	\$.25440	\$ 1.01110	\$ 6,161	\$ 6,533

** The Interest & Sinking Fund tax revenue is used to pay for bonded indebtedness on construction, equipment, or both. The bonds, and the tax rate necessary to pay those bonds, were approved by the voters of this district.

Comparison of Proposed Levy with Last Year's Levy on Average Residence

	Last Year	This Year
Average Market Value of Residences	\$ 220,486	\$ 234,608
Average Taxable Value of Residences	\$ 85,984	\$ 94,836
Last Year's Rate Versus Proposed Rate per \$100 Value	\$ 1.0140	\$ 1.0111
Taxes Due on Average Residence	\$ 871.88	\$ 958.89
Increase (Decrease) in Taxes		\$ 87.01

Under state law, the dollar amount of school taxes imposed on the residence homestead of a person 65 years of age or older or of the surviving spouse of such a person, if the surviving spouse was 55 years of age or older when the person died, may not be increased above the amount paid in the first year after the person turned 65, regardless of changes in tax rate or property value.

Notice of Voter-Approval Rate: The highest tax rate the district can adopt before requiring voter approval at an election is \$1.0111. This election will be automatically held if the district adopts a rate in excess of the voter-approval rate of \$1.0111.

Fund Balances

The following estimated balances will remain at the end of the current fiscal year and are not encumbered with or by a corresponding debt obligation, less estimated funds necessary for operating the district before receipt of the first state aid payment:

Maintenance and Operations Fund Balance(s)	\$ 67,196,887
Interest & Sinking Fund Balance(s)	\$ 11,302,261

A school district may not increase the district's maintenance and operations tax rate to create a surplus in maintenance and operations tax revenue for the purpose of paying the district's debt service.

Visit <https://Texas.gov/PropertyTaxes> to find a link to your local property tax database on which you can easily access information regarding your property taxes, including information about proposed tax rates and scheduled public hearings of each entity that taxes your property. The 86th Texas Legislature modified the manner in which the voter-approval tax rate is calculated to limit the rate of growth of property taxes in the state.

Property Tax

Based on
estimated
property
values in April
2025

Published in
Newspaper on
6/14/25 for
Budget
Hearing and
Adoption

Proposed adopting \$1.0111 rate

...less than prior year

...total tax rate is less than the
Voter-Approval rate

...total tax rate is effectively
higher than the No New Revenue
tax rate due to value increases

Maximum Compressed Rate (MCR)

ESC 13 template

Appendix

- 1) Compressed Tax Rate (MCR)
- 2) Plus: Greater of (A) or (B):
 - (A) Enrichment Tax Rate for Preceding Year
 - Less: Compression of Copper Pennies
 - (B) \$0.05
- 3) M&O "Voter-Approval" (Rollback) Rate
- (4) Plus Debt Rate
- (5) Total Maximum Rate Without TRE (#3 + #4)

Continuation of 24-25

2025-26	
	0.6121
0.1383	
0.0000	
0.1383	
0.0500	0.1383
	0.7504
	0.2544
	1.0048

Calculated rates decreased using the estimated versus the certified values

Maximum Compressed Rate (MCR)

Texas Education Agency

Appendix

TEA final calculated rate in early August prior to adoption of tax rate in September.

2025-2026 Tax Rate & MCR Template Local Property Value Survey Calculations	
ECTOR COUNTY ISD	68901
DISCLAIMER: Districts are still required to complete the LPVS to calculate their MCR. Districts should not proceed with tax rate adoption until the TEA publishes preliminary MCRs. If an appeal is requested then districts should wait for a final MCR determination.	
TY 2024 Value Lost to the Local Optional Homestead Exemption	\$1,309,015,706
TY 2024 Comptroller Certified School District Taxable Value for M&O Purposes (T2)	\$18,620,217,049
TY 2024 Chief Appraiser's July 25th Certified Taxable Property Values from the Certified Appraisal Roll (\$100K HSE)	\$17,660,007,800
TY 2025 Chief Appraiser's July 25th Certified Taxable Property Values from the Certified Appraisal Roll (based on \$140K HSE and \$60K HSE for elderly or disabled persons)	\$18,313,972,389
Local Property Value Growth (calculated)	3.70%
TY 2025 Property Value No Longer Subject to a Limitation on Appraised Value under Chapter 313, Tax Code	\$0
TY 2025 Property Value No Longer Subject to a Limitation on Appraised Value under Chapter 311, Tax Code	\$0
Total Exemption expiry (E) (per TEC §48.2551 (a))	\$0
Growth Net of Expiring Chapter 313 or 311 Agreements (calculated)	3.70%
TY 2025 Local Optional Homestead Exemption Value Loss, if applicable	\$1,419,223,705
Local Optional Homestead Exemption Value Change (calculated)	\$110,207,999
Estimated TY 2025 Comptroller Certified School District Value for M&O purposes	\$19,371,473,048
Prior Year (TY 2024) Maximum Compressed Tax Rate (MCR)	\$0.6213
Local Preliminary MCR = (1.025 ((TY 2024 DPV+E) * PYMCR)) / TY 2025 T2	\$0.6121
TY 2025 State Compression Percentage (lesser of PY State MCR or 0.6855 * (1.025 / 1.056) - 0.0331)	\$0.6322
TY 2025 Limitation on Maximum Compressed Tax Rate (0.6322 * 0.9)	\$0.5689
TY 2025 MCR (lesser of state or local compression, subject to limitation under Sec. 48.2552, Education Code)	\$0.6121

Based on certified property values in July 2025

Voter Approved Tax Rate (VATR)

Texas Education Agency

Appendix

2025-2026 Tax Rate & MCR Template	
Voter Approval Tax Rate Calculations	
DISCLAIMER: These numbers are illustrative only and do not constitute a legal opinion of the TEA. Districts should in all cases consult with their tax attorney before adopting a tax rate.	
ECTOR COUNTY ISD	
TY 2025 Total M&O Tax Rate with No Increase	
District's total adopted (allowed) TY 2024 M&O tax rate	\$0.7596
TY 2024 tax effort adopted by district in response to a disaster under Sec. 26.042(e), Tax Code	\$0.0000
District's total adopted (allowed) TY 2024 M&O tax rate net of pennies adopted to respond to disaster	\$0.7596
Maximum Tier One Tax Rate	\$0.6121
Golden Pennies (Tier Two, Level One)	\$0.0800
Copper Pennies (Tier Two, Level Two)	\$0.0583
Unequalized pennies for certain Harris County districts under special law	\$0.0000
TY 2025 Total M&O tax rate with no increase	\$0.7504
TY 2025 Voter Approval Tax Rate	
Maximum Compressed Tax Rate	\$0.6121
TY 2024 Tier Two Tax Rate	\$0.1383
Up to 5 pennies, if applicable	\$0.0000
TY 2025 tax effort adopted by district in response to a disaster under Sec. 26.042(e), Tax Code	\$0.0000
TY 2025 I&S Tax Rate	\$0.2544
Voter Approval Tax Rate	\$1.0048

Rate is less than when budget was adopted in mid June.

Maximum Compressed Rate (MCR)

Texas Education Agency

Texas Education Agency

Tax Year 2025 (School Year 2025-2026)

Final Maximum Compressed Tax Rate (MCR)

August 28, 2025

District Number	District Name	Tax Year 2025 MCR
068901	ECTOR COUNTY ISD	0.6121

Ector County Appraisal District calculation of No New Revenue tax rates (Form 50-884)

2025 Tax Rate Calculation Worksheet

Form 50-884

School Districts with Chapter 313 and JETI Agreements

Ector County ISD

School District's Name

Phone (area code and number)

School District's Address, City, State, ZIP Code

School District's Website Address

GENERAL INFORMATION: Tax Code Section 26.04(c) requires an officer or employee designated by the governing body to calculate the no-new-revenue tax rate and voter-approval tax rate for the taxing unit. These tax rates are expressed in dollars per \$100 of taxable value calculated. The calculation process starts after the chief appraiser delivers to the taxing unit the certified appraisal roll or certified estimate of value and the estimated values of properties under protest. The designated officer or employee shall submit the rates to the governing body by August 7 or as soon thereafter as practicable. Tax Code Section 26.04(e-1) does not require school districts to certify tax rate calculations or comply with certain Tax Code notice requirements. School districts are required to provide notice regarding tax rate calculations pursuant to Education Code Chapter 44.

This worksheet is for **school districts with Tax Code Chapter 313 or Government Code Chapter 403, Subchapter T, Texas Jobs, Energy, Technology, and Innovation Act (JETI) agreements only**. School districts that do not have Chapter 313 or JETI agreements should use Comptroller Form 50-859 *Tax Rate Calculation Worksheet, School District without Chapter 313 or JETI Agreements*.

The Comptroller's office provides this worksheet to assist taxing units in determining tax rates. The Texas Education Agency (TEA) provides detailed information on and guidance to school districts in calculating their tax rates. Please review and rely on information provided by TEA when completing this worksheet. Additionally, the information provided in this worksheet is offered as technical assistance and not legal advice. Taxing units should consult legal counsel for interpretations of law regarding tax rate preparation and adoption.

SECTION 1: No-New-Revenue Tax Rate

The no-new-revenue (NNR) tax rate enables the public to evaluate the relationship between taxes for the prior year and for the current year based on a tax rate that would produce the same amount of revenue if applied to the same properties that are taxed in both years (no new taxes). When appraisal values increase, the NNR tax rate should decrease.

Chapter 313 and JETI agreements allow a school district to limit the value of certain qualified property subject to the agreement for the purposes of maintenance and operations (M&O) taxation. The value of the same property is not limited for the purposes of debt service, or interest and sinking (I&S) taxation. School districts that have entered into a Chapter 313 or JETI agreement must calculate the NNR tax rate for M&O and I&S purposes separately and then add together to determine the current year total NNR tax rate.

Ector County Appraisal District calculation of No New Revenue tax rates (Form 50-884)

35.	Current year NNR M&O tax rate. Divide line 21 by line 33 and multiply by \$100. Please consult with counsel before using this rate for the purposes of Tax Code §26.05(b).	\$ <u>0.714559</u> /\$100	proposed .7504
36.	Current year NNR I&S tax rate. Divide line 22 by line 34 and multiply by \$100.	\$ <u>0.238651</u> /\$100	.2544
37.	Current year NNR total tax rate. Add Line 35 and Line 36.	\$ <u>0.953210</u> /\$100	1.0048

The decreased total tax rate of \$1.0048 exceeds the No New Revenue total tax rate cap of \$.9532 that the ECAD has calculated.

The M&O tax rate of .7504 exceeds the No New Revenue rate of .7145.

Ector County Appraisal District calculation of Voter-Approval tax rate (Form 50-884)

SECTION 2: Voter-Approval Tax Rate

The voter-approval tax rate is the highest tax rate that a taxing unit may adopt without holding an election to seek voter approval of the rate. Most school districts calculate a voter-approval tax rate that is split into three separate rates.²⁵

1. **Maximum Compressed Tax Rate (MCR):** A district's maximum compressed tax rate is defined as the tax rate for the current tax year per \$100 of valuation of taxable property at which the district must levy a maintenance and operations tax to receive the full amount of the tier one allotment.²⁶
2. **Enrichment Tax Rate:**²⁷ A district's enrichment tax rate is defined as any tax effort in excess of the district's MCR and less than \$0.17. The enrichment tax rate is divided into 'golden pennies' and the 'copper pennies.' School districts can claim up to 8 'golden pennies', not subject to compression, and 9 'copper pennies' which are subject to compression with any increases in the guaranteed yield.²⁸
3. **Debt Rate:** The debt rate includes the debt service necessary to pay the school district's debt payments in the coming year. This rate accounts for principal and interest on bonds and other debt secured by property tax revenue.

The MCR and Enrichment Tax Rate added together make up the school district's maintenance and operations (M&O) tax rate. Districts cannot increase the district's M&O tax rate to create a surplus in M&O tax revenue for the purpose of paying the district's debt service.²⁹

If a school district adopted a tax rate that exceeded its voter-approval tax rate without holding an election to respond to a disaster in the prior year, as allowed by Tax Code Section 26.042(e), the school district may not consider the amount by which it exceeded its voter-approval tax rate (disaster pennies) in the calculation this year. This adjustment will be made in Section 4 of this worksheet.

A district must complete an efficiency audit before seeking voter approval to adopt a M&O tax rate higher than the calculated M&O tax rate, hold an open meeting to discuss the results of the audit, and post the results of the audit on the district's website 30 days prior to the election.³⁰ Additionally, a school district located in an area declared a disaster by the governor may adopt a M&O tax rate higher than the calculated M&O tax rate during the two-year period following the date of the declaration without conducting an efficiency audit.³⁰

Districts should review information from TEA when calculating their voter-approval tax rate.

Ector County Appraisal District calculation of Voter-Approval tax rate (Form 50-884)

Line	Voter-Approval Tax Rate Worksheet	Amount/Rate
38.	Current year maximum compressed tax rate (MCR). TEA will publish compression rates based on district and statewide property value growth. Enter the school districts' maximum compressed rate based on guidance from TEA. ³¹	\$ <u>0.612100</u> /\$100
39.	Current year enrichment tax rate. Enter the greater of A and B. ³² A. The district's prior year enrichment tax rate, minus any required reduction under Education Code Section 48.202(f) \$ <u>0.1383</u> /\$100 B. \$0.05 per \$100 of taxable \$ <u>0.0500</u> /\$100	\$ <u>0.1383</u> /\$100
40.	Current year maintenance and operations (M&O) tax rate (TR). Add Lines 38 and 39. Note: M&O tax rate may not exceed the sum of \$0.17 and the district's maximum compressed rate. ³³	\$ <u>0.7504</u> /\$100

Proposed .2544 Debt Service rate is lower than allowable .2716.

47.	Current year debt rate. Divide Line 45 by Line 46 and multiply by \$100.	\$ <u>0.271607</u> /\$100
48.	Current year voter-approval tax rate. Add Lines 40 and 47. If the school district received distributions from an equalization tax imposed under former Chapter 18, Education Code, add the NNR tax rate as of the date of the county unit system's abolition to the sum of Lines 40 and 47. ³⁸	\$ <u>1.022007</u> /\$100

Ector County ISD
 Tax Rate History
 Per \$100 valuation







Required by Section 26.16 Texas Tax Code



Fiscal Year	M&O Rate	I&S Rate	Total Tax Rate	Change
2003/04	1.500000	0.061000	1.561000	
2004/05	1.450000	0.069200	1.519200	-2.68%
2005/06	1.280000	0.072500	1.352500	-10.97%
2006/07	1.030000	0.080000	1.110000	-17.93%
2007/08	1.030000	0.082000	1.112000	0.18%
2008/09	1.040000	0.082000	1.122000	0.90%
2009/10	1.040000	0.088600	1.128600	0.59%
2010/11	1.040000	0.095000	1.135000	0.57%
2011/12	1.040000	0.095000	1.135000	0.00%
2012/13	1.040000	0.079500	1.119500	-1.37%
2013/14	1.040000	0.121000	1.161000	3.71%
2014/15	1.040000	0.121000	1.161000	0.00%
2015/16	1.040000	0.110000	1.150000	-0.95%
2016/17	1.040000	0.110000	1.150000	0.00%
2017/18	1.040000	0.109570	1.149570	-0.04%
2018/19	1.170000	0.109570	1.279570	11.31%
2019/20	1.068350	0.109570	1.177920	-7.94%
2020/21	1.054700	0.123220	1.177920	0.00%
2021/22	1.051700	0.126220	1.177920	0.00%
2022/23	0.981000	0.196920	1.177920	0.00%
2023/24	0.759600	0.254400	1.014000	-13.92%
2024/25	0.759600	0.254400	1.014000	0.00%
2025/26	0.750400	0.254400	1.004800	-0.91%



Proposed Tax Rate Comparison

- The total tax rate is less than the prior year. 
- The M&O tax rate is less than the prior year. 
- The I&S tax rate is the same. 
- The total tax rate is at or below the voter approval rate, and therefore less than the maximum tax rate allowed without a tax rate election. 
- The M&O tax rate is at or below the voter approval tax rate. 
- The I&S tax rate is at or below the allowable to cover bond costs. 

Proposed Tax Rate/Recommendation

- ECAD calculates the No New Revenue tax rate at \$0.9532.
- TEA calculates the Voter-Approval total tax rate at \$1.0048.
- Difference in revenue would be about \$9.5 million less and would hinder our ability to meet our debt service requirements.
- Our recommendation is to adopt a tax rate that exceeds the No New Revenue tax rate.
- We are required to obtain vote of at least 60% of board members (5 of 7 members regardless of meeting attendance).

Tax Rate Ordinance Required Language

THE TAX RATE WILL EFFECTIVELY BE RAISED BY 5.4 PERCENT AND WILL RAISE TAXES FOR MAINTENANCE AND OPERATIONS ON A \$100,000 HOME BY APPROXIMATELY \$15.



Ector County ISD

Tax Rate

2025 – 2026