

HR Dashboard

BELOW IS A SNAPSHOT OF HUMAN RESOURCES DEPARTMENT DATA
FOR

JUNE 16, 2025- AUGUST 25, 2025

OPEN & FILLED POSITIONS

POSTED POSITIONS: TOTAL 60

- ADMIN - 0
- PEA - 14
- PESPA - 26
- MISC. - 2
- OTHER - 4
- NUT SERVICES - 0
- EDRS/COACHES - 14

YEAR TO DATE: 60

FILLED POSITIONS: TOTAL 58

- ADM - 1
- PEA- 17
- PESPA- 21
- MISC - 1
- OTHER - 1
- NUTSERVICES - 8
- EDRS/COACHES - 9

YEAR TO DATE: 58

RESIGNATIONS & RETIREMENTS

RESIGNATIONS: TOTAL 24

- ACT 93 - 2
- PEA - 5
- PESPA - 16
- MISC. - 1
- OTHER - 0
- NUT SERVICES - 0

YEAR TO DATE: 24

RETIREMENTS: TOTAL 5

- ACT 93 - 0
- PEA- 2
- PESPA- 3
- MISC. - 0
- OTHER - 0
- NUT SERVICES - 0

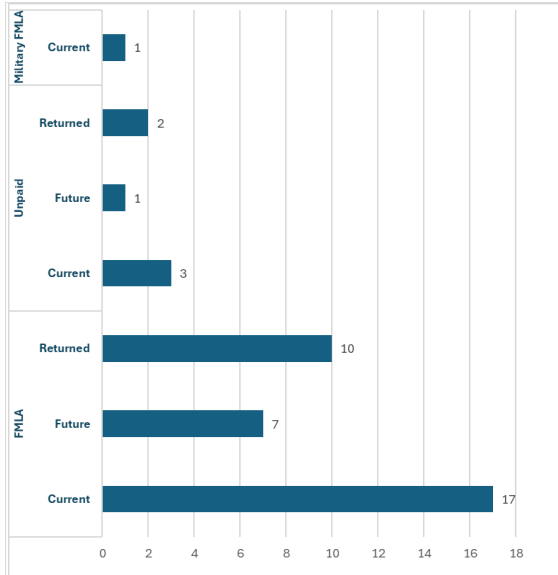
YEAR TO DATE: 5

TOTAL NUMBER OF PENNRIDGE EMPLOYEES ON PAYROLL: 1075

HR Dashboard

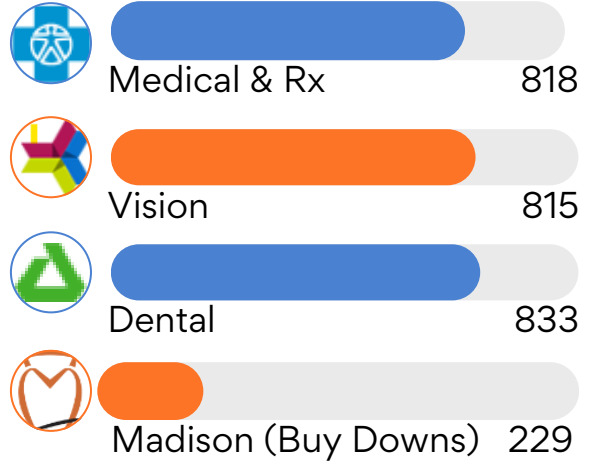
LEAVES OF ABSENCE

2025-2026



BENEFITS

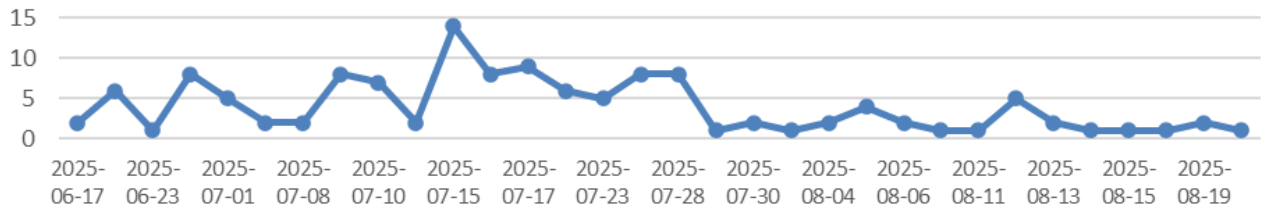
Employee Coverage



****Benefit Eligible Employees - 1049**

RECRUITING AND ONBOARDING

Candidates Interviewed Between 06/17/2025 and 08/25/2025



Jobs Posted Between 06/17/2025 and 08/25/2025

