


Caswell County Schools

Board of Education
Accountability Snapshot
September 8, 2025



Summary of Student Achievement Results by School

- District Graduation Rate
- Grade Level Proficiency Rates
- School Growth Rates
- School Performance Grades



Graduation Rate

Caswell County School's Graduation Rate is **88.5%**

Graduation Rate from 2016 to 2025 has increased by 13.1 Points.

Comparison to surrounding counties:

- Orange County 86.9%
- Alamance Burlington 84.4%
- Rockingham County Schools 84.8 %
- Person County Schools 91.3%

State Graduation Rate is **87.7%**



School Performance Grades

Difference Between Achievement and Growth

Achievement (Status)

Measures how students perform at one point in time (Level 3 and above)



Growth (Progress)

Measures the amount of academic progress students make between two points in time, usually the academic school year



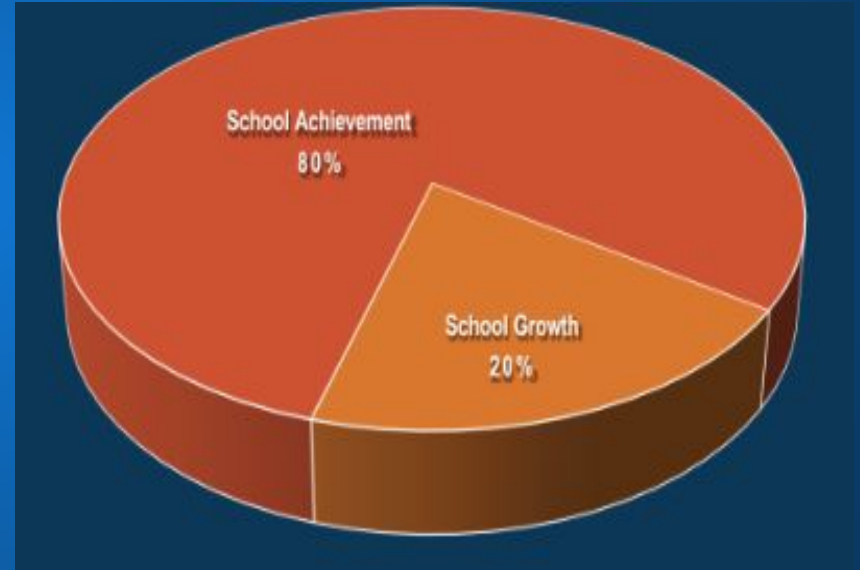
Achievement

- Compare students to a standard
- Performance at a point in time during the academic school year
- Level 3 – Grade level Proficiency (GLP)
- Level 4 and 5 – College and Career Readiness (CCR)

Growth

- Indication of progress made in school over a course
- Compare students to their own prior performance and common assessments given to other students

GROWTH INDEX

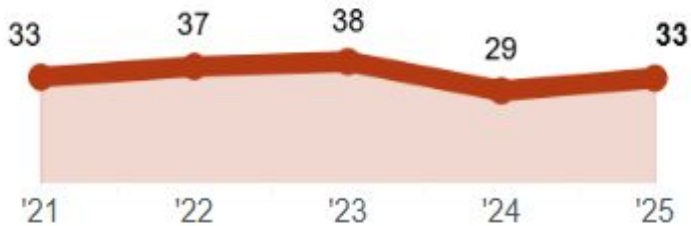




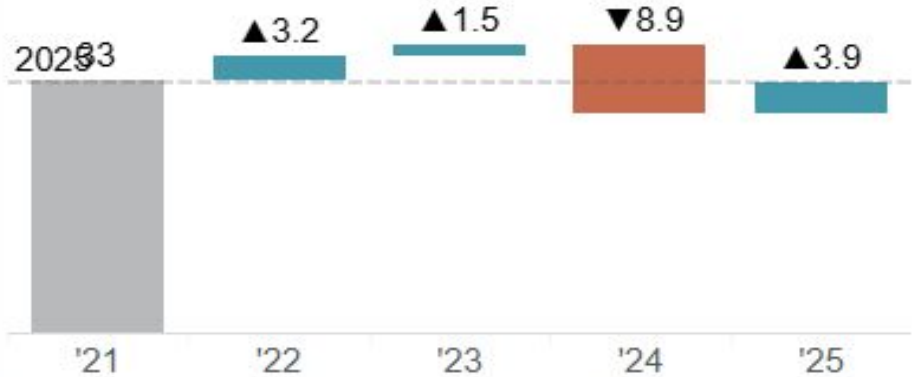
N.L. Dillard Middle School

N L Dillard Middle

Percentage GLP proficient by year...



...and change in percentage points from baseline year.



N L Dillard Middle

Caswell County Schools

2022	2023	2024	2025
D	D	F	F

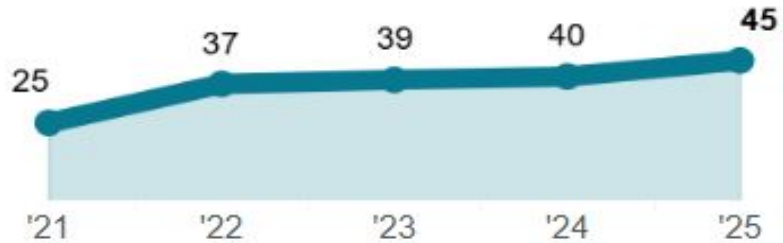
EVAAS
Growth Index
NOT MET



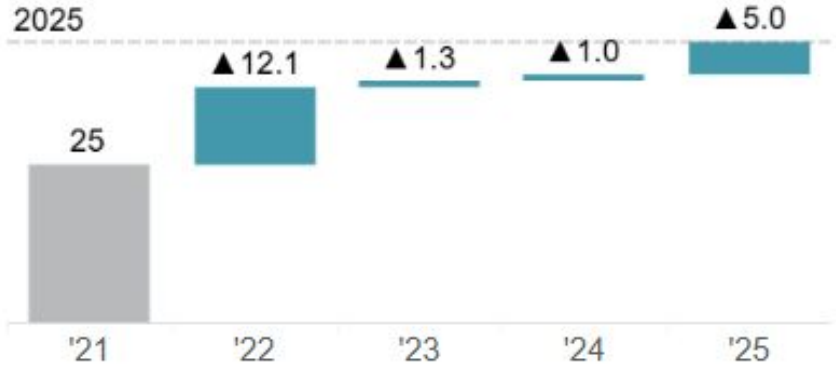
Oakwood Elementary School

Oakwood Elementary

Percentage GLP proficient by year...



...and change in percentage points from baseline year.



Oakwood Elementary

Caswell County Schools

2022	2023	2024	2025
D	D	D	D

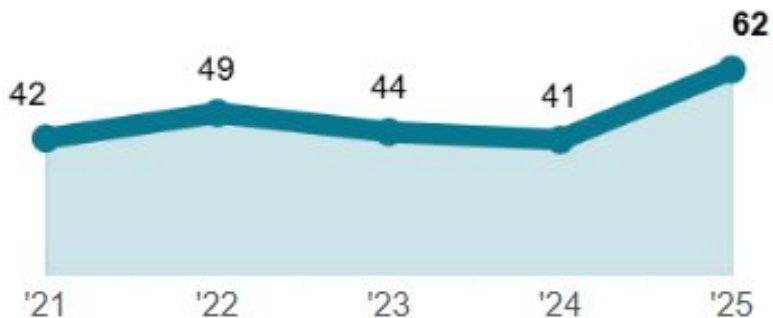
EVAAS
Growth
MET



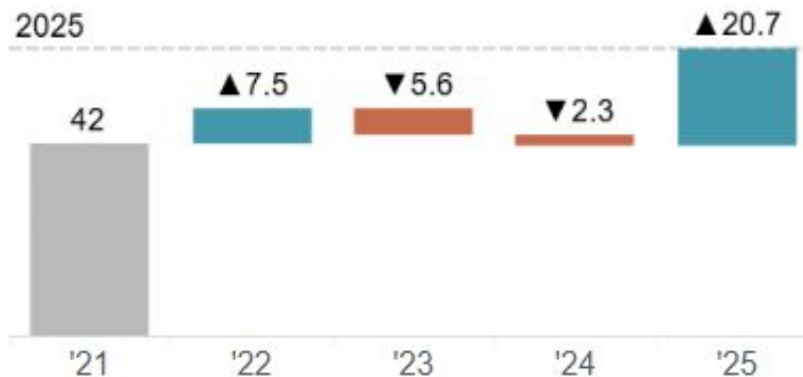
North Elementary School

North Elementary

Percentage GLP proficient by year...



...and change in percentage points from baseline year.



North Elementary

Caswell County Schools

2022	2023	2024	2025
C	D	D	C

EVAAS

Growth

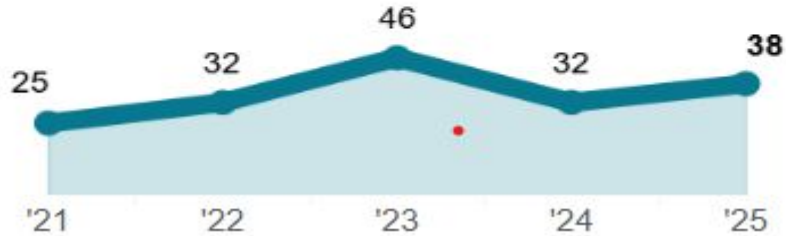
MET



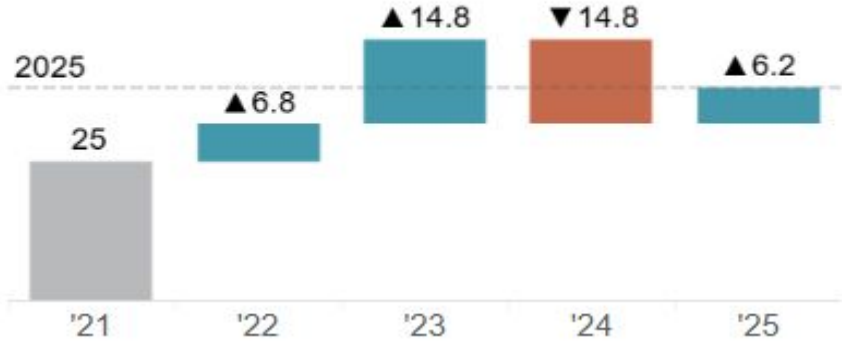
Stoney Creek Elementary School

Stoney Creek Elementary

Percentage GLP proficient by year...



...and change in percentage points from baseline year.



Stoney Creek Elementary

Caswell County Schools

2022	2023	2024	2025
D	D	F	D

EVAAS Growth

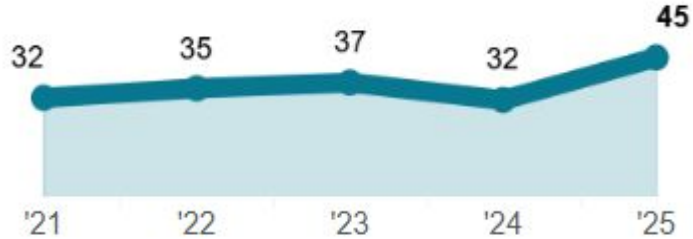
MET



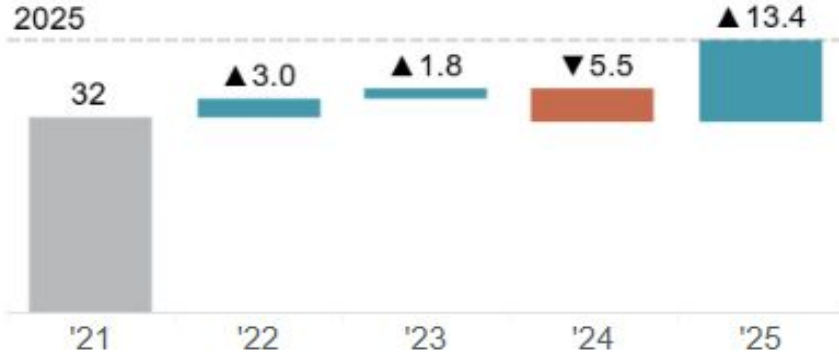
South Elementary School

South Elementary

Percentage GLP proficient by year...



...and change in percentage points from baseline year.



South Elementary

Caswell County Schools

2022	2023	2024	2025
D	D	D	C

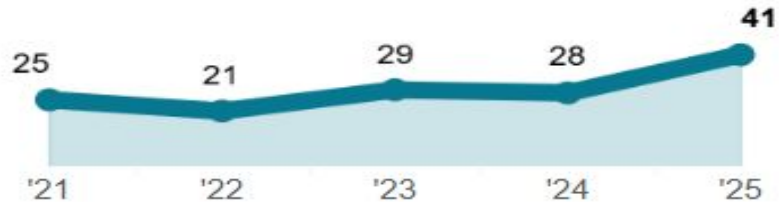
EVAAS
Growth
EXCEED



Bartlett Yancey Senior High School

Bartlett Yancey High

Percentage GLP proficient by year...



...and change in percentage points from baseline year.



Bartlett Yancey High

Caswell County Schools

2022	2023	2024	2025
D	D	D	C

EVAAS
Growth
MET



Summary of 2024–2025 Student Achievement Results

- **Caswell County Schools has exited Low Performing District status**
- **83% of schools met or exceeded expected academic growth**
- **4 of 6 schools improved their performance grades**
- **Record-high district graduation rate achieved**



District Focus Areas

Implications for District Work

- **Sustained Focus on Literacy:** Continued investment in K–12 literacy is essential to maintain and build on current growth.
- **Addressing Achievement Gaps:** Data highlights the need to deepen support for **minority, AIG, SWD,** and **economically disadvantaged (ED)** student groups.
- **Targeted Interventions:** Schools will need to expand differentiated strategies and instructional supports based on subgroup performance trends.
- **Professional Development:** Ongoing training for staff around culturally responsive teaching, data-driven instruction, and inclusive practices will be critical.
- **Community and Family Engagement:** Strengthening partnerships to support student achievement outside of the classroom remains a key lever for success.



Questions

