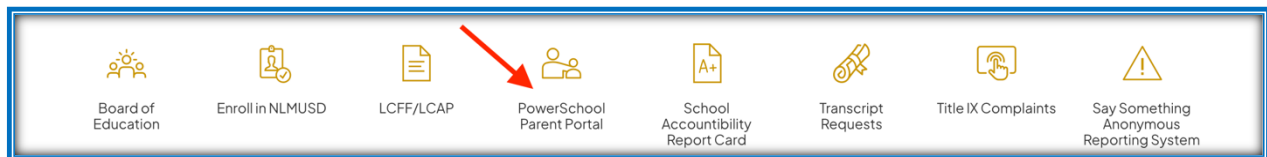


Returning Student Registration Parent Portal Guide

1. You will receive an email notifying you that **Returning Student Registration** is now open. You can access it through the Parent Portal by clicking the link provided in the email. Or, you can visit <https://www.nlmusd.org> using Chrome or Firefox for the best experience, then scroll down and select '**PowerSchool Parent Portal**'.



2. Sign in using your username and password.

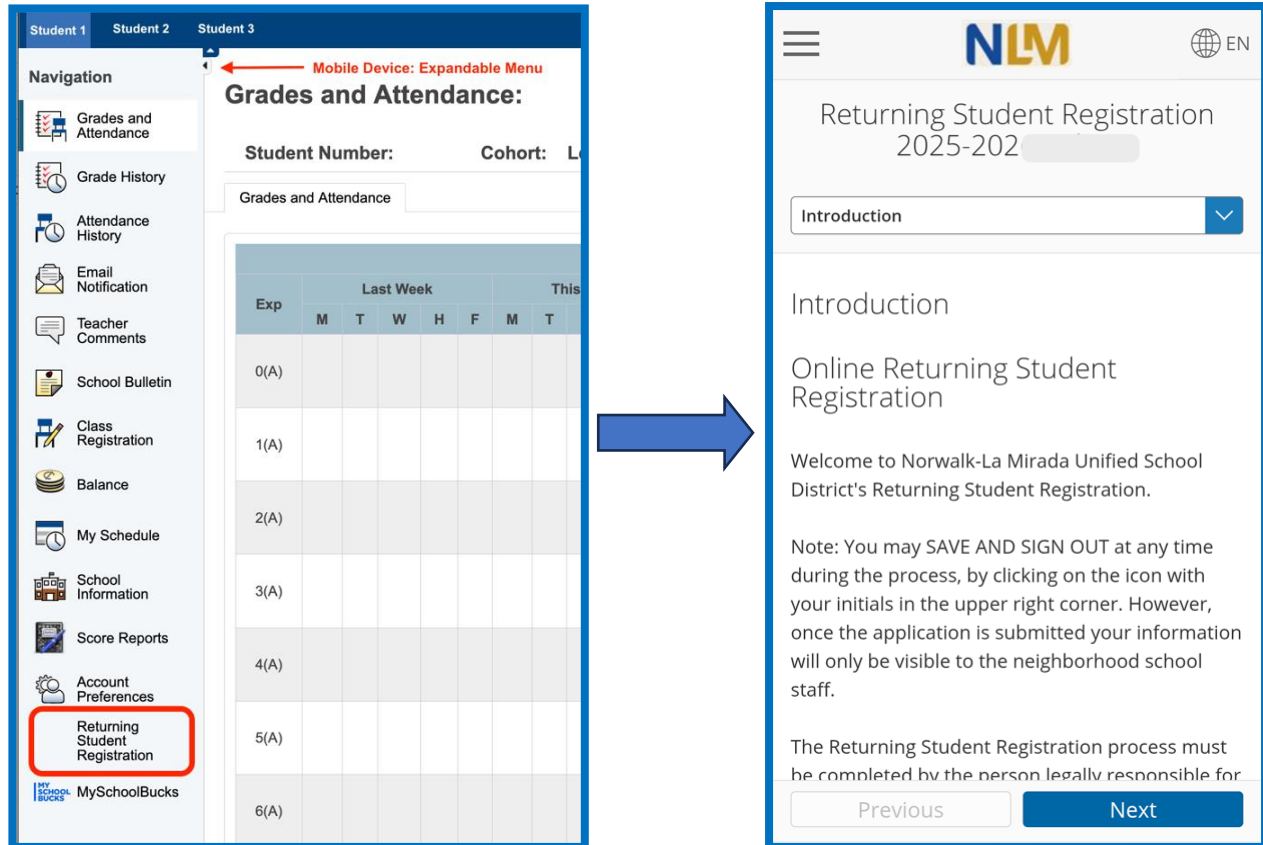
Please note, if you do not have a Parent Portal account, one has been created for you, and you should have received a separate email with your login credentials.



The screenshot shows the PowerSchool SIS Parent Sign In page. At the top is the NLMUSD logo. Below it is a dark blue header with the PowerSchool SIS logo. The main heading is "Parent Sign In". There are two buttons: "Sign In" (highlighted with a red arrow) and "Create Account". Below these are three input fields: "Select Language" (set to English), "Username", and "Password". A link for "Forgot Username or Password?" is located below the password field. A "Sign In" button is at the bottom right.

If you've forgotten either your username or password, click '**Forgot Username or Password**'. If you still need assistance, contact your school for help with resetting it.

- Once logged in, if you are on a desktop, navigate directly to **'Returning Student Registration'**. If you are on a mobile device, tap the small arrow next to **'Navigation'** in the top menu to expand it, then select **'Returning Student Registration'** for your student.



If you have more than one student currently enrolled in our district, please navigate to the top of the page and select the name of the student for whom you would like to complete the registration. Then, click on "Returning Student Registration" once more and continue the process for all of your currently enrolled students.

