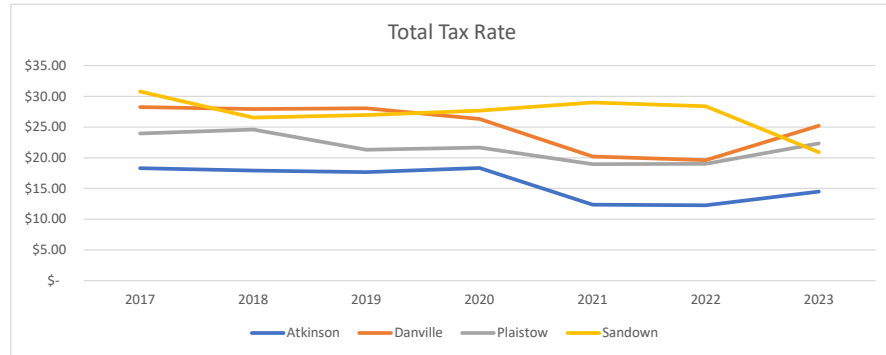
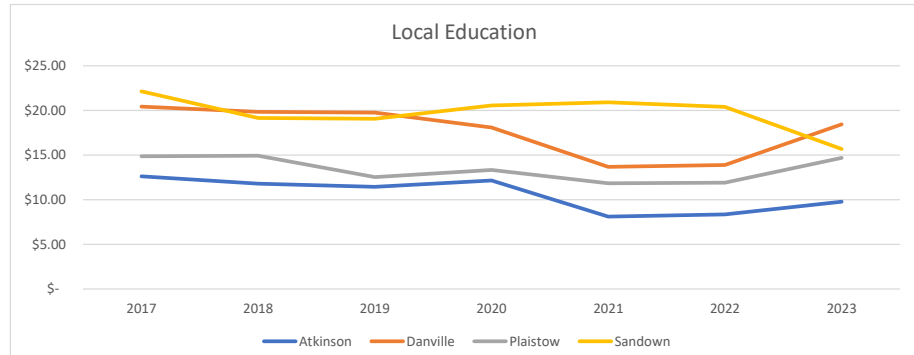


Timberlane Regional School District
Tax Rates by Town

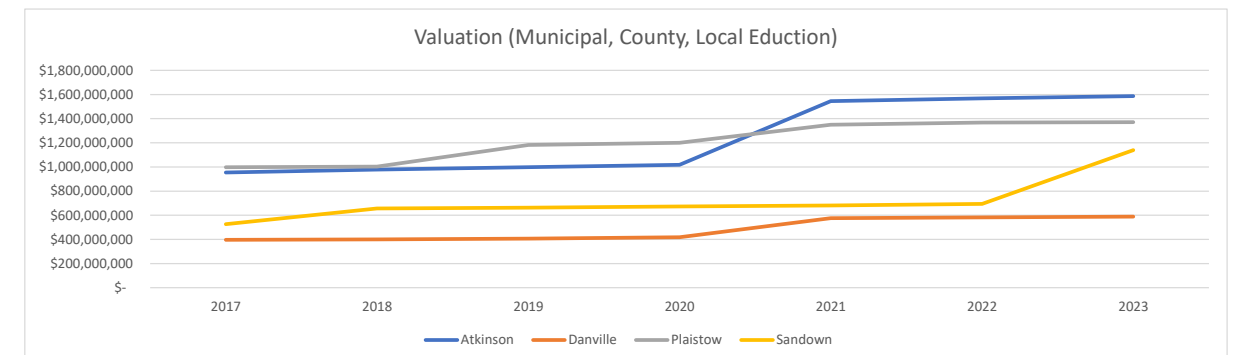
Total Tax Rate	2017	2018	2019	2020	2021	2022	2023
Atkinson	\$ 18.30	\$ 17.93	\$ 17.67	\$ 18.34	\$ 12.36	\$ 12.27	\$ 14.50
Danville	\$ 28.25	\$ 27.94	\$ 28.06	\$ 26.30	\$ 20.20	\$ 19.61	\$ 25.21
Plaistow	\$ 23.96	\$ 24.59	\$ 21.31	\$ 21.65	\$ 18.96	\$ 19.01	\$ 22.34
Sandown	\$ 30.78	\$ 26.54	\$ 26.96	\$ 27.66	\$ 28.98	\$ 28.37	\$ 20.90



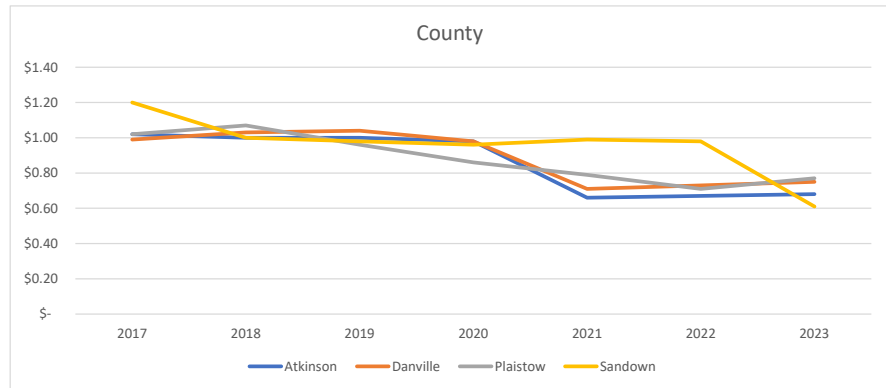
Local Education Tax Rate	2017	2018	2019	2020	2021	2022	2023
Atkinson	\$ 12.62	\$ 11.79	\$ 11.44	\$ 12.16	\$ 8.11	\$ 8.35	\$ 9.77
Danville	\$ 20.43	\$ 19.84	\$ 19.76	\$ 18.08	\$ 13.68	\$ 13.88	\$ 18.45
Plaistow	\$ 14.86	\$ 14.93	\$ 12.53	\$ 13.33	\$ 11.84	\$ 11.91	\$ 14.69
Sandown	\$ 22.14	\$ 19.16	\$ 19.07	\$ 20.56	\$ 20.91	\$ 20.39	\$ 15.68



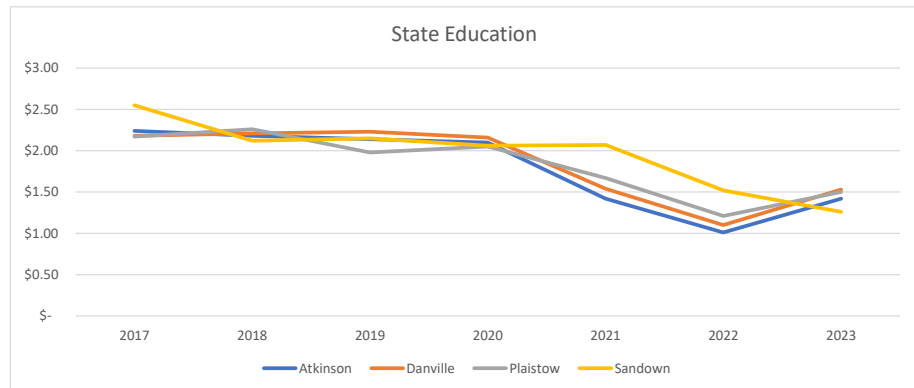
Valuation (Municipal, County, & Local)	2017	2018	2019	2020	2021	2022	2023
Atkinson	\$ 954,294,754	\$ 978,086,054	\$ 997,588,465	\$ 1,018,252,133	\$ 1,546,012,743	\$ 1,568,243,436	\$ 1,586,779,409
Danville	\$ 396,511,581	\$ 400,462,022	\$ 406,753,292	\$ 417,218,397	\$ 575,606,456	\$ 582,127,848	\$ 588,594,634
Plaistow	\$ 997,770,708	\$ 1,003,587,182	\$ 1,181,910,822	\$ 1,200,736,760	\$ 1,349,940,969	\$ 1,367,573,146	\$ 1,371,005,410
Sandown	\$ 526,270,990	\$ 656,919,500	\$ 663,607,080	\$ 673,389,470	\$ 680,609,880	\$ 694,011,339	\$ 1,139,191,070



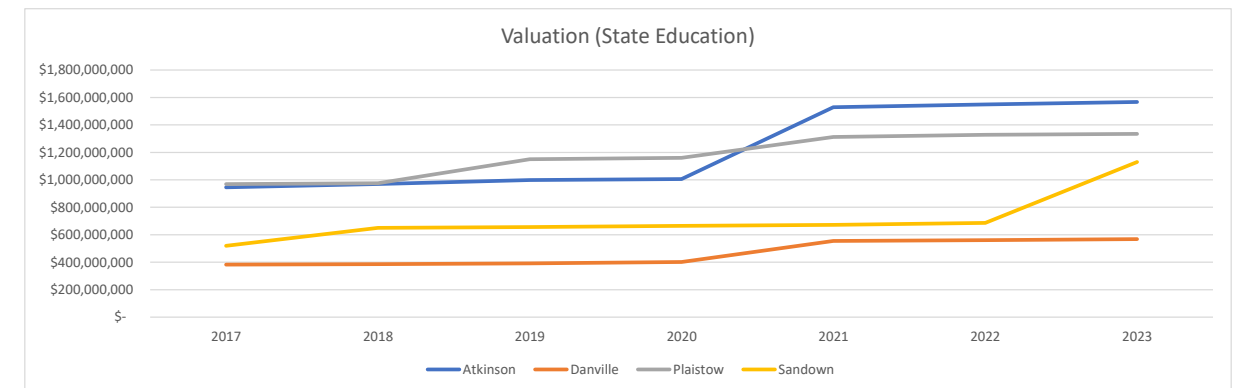
County Tax Rate	2017	2018	2019	2020	2021	2022	2023
Atkinson	\$ 1.02	\$ 1.00	\$ 1.00	\$ 0.98	\$ 0.66	\$ 0.67	\$ 0.68
Danville	\$ 0.99	\$ 1.03	\$ 1.04	\$ 0.98	\$ 0.71	\$ 0.73	\$ 0.75
Plaistow	\$ 1.02	\$ 1.07	\$ 0.96	\$ 0.86	\$ 0.79	\$ 0.71	\$ 0.77
Sandown	\$ 1.20	\$ 1.00	\$ 0.98	\$ 0.96	\$ 0.99	\$ 0.98	\$ 0.61



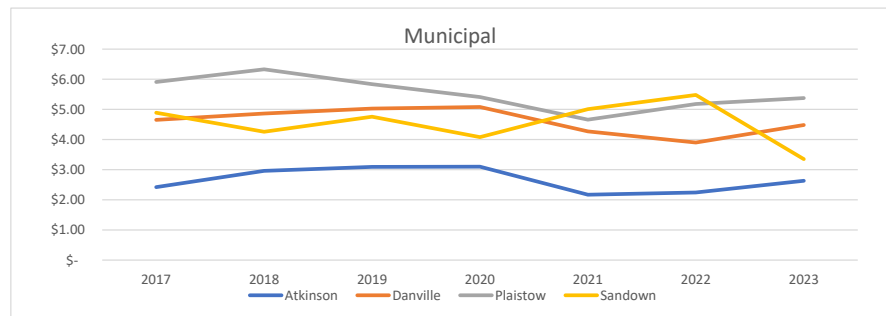
State Education Tax Rate	2017	2018	2019	2020	2021	2022	2023
Atkinson	\$ 2.24	\$ 2.18	\$ 2.14	\$ 2.10	\$ 1.42	\$ 1.01	\$ 1.42
Danville	\$ 2.18	\$ 2.21	\$ 2.23	\$ 2.16	\$ 1.54	\$ 1.10	\$ 1.53
Plaistow	\$ 2.17	\$ 2.26	\$ 1.98	\$ 2.05	\$ 1.67	\$ 1.21	\$ 1.50
Sandown	\$ 2.55	\$ 2.12	\$ 2.15	\$ 2.06	\$ 2.07	\$ 1.52	\$ 1.26



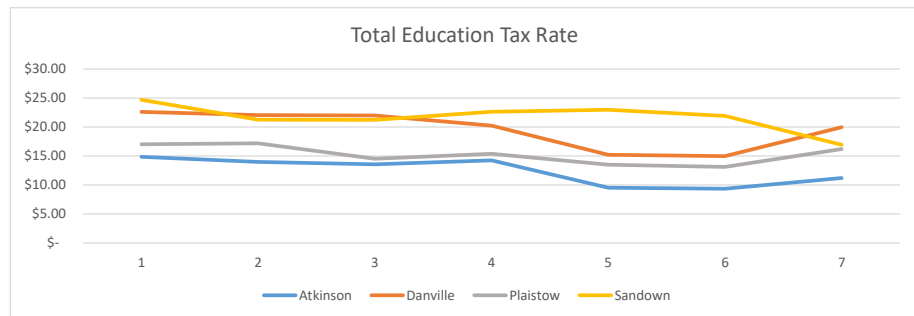
Valuation (State)	2017	2018	2019	2020	2021	2022	2023
Atkinson	\$ 945,653,954	\$ 969,194,154	\$ 998,354,365	\$ 1,005,666,533	\$ 1,529,165,143	\$ 1,549,296,836	\$ 1,567,391,809
Danville	\$ 382,709,181	\$ 385,261,422	\$ 391,627,492	\$ 402,155,597	\$ 555,645,256	\$ 561,463,048	\$ 568,341,034
Plaistow	\$ 969,202,008	\$ 975,008,482	\$ 1,150,756,902	\$ 1,160,716,020	\$ 1,312,314,969	\$ 1,327,511,802	\$ 1,334,941,720
Sandown	\$ 519,625,990	\$ 649,884,100	\$ 655,486,680	\$ 664,626,270	\$ 672,111,180	\$ 685,915,939	\$ 1,129,936,470



Municipal Tax Rate	2017	2018	2019	2020	2021	2022	2023
Atkinson	\$ 2.42	\$ 2.96	\$ 3.09	\$ 3.10	\$ 2.17	\$ 2.24	\$ 2.63
Danville	\$ 4.65	\$ 4.86	\$ 5.03	\$ 5.08	\$ 4.27	\$ 3.90	\$ 4.48
Plaistow	\$ 5.91	\$ 6.33	\$ 5.84	\$ 5.41	\$ 4.66	\$ 5.18	\$ 5.38
Sandown	\$ 4.89	\$ 4.26	\$ 4.76	\$ 4.08	\$ 5.01	\$ 5.48	\$ 3.35



Total Education Tax Rate	2017	2018	2019	2020	2021	2022	2023
Atkinson	\$ 14.86	\$ 13.97	\$ 13.58	\$ 14.26	\$ 9.53	\$ 9.36	\$ 11.19
Danville	\$ 22.61	\$ 22.05	\$ 21.99	\$ 20.24	\$ 15.22	\$ 14.98	\$ 19.98
Plaistow	\$ 17.03	\$ 17.19	\$ 14.51	\$ 15.38	\$ 13.51	\$ 13.12	\$ 16.19
Sandown	\$ 24.69	\$ 21.28	\$ 21.22	\$ 22.62	\$ 22.98	\$ 21.91	\$ 16.94



ADM	2017	2018	2019	2020	2021	2022	2023
Atkinson	845	780	766	757	758	740	718
Danville	671	627	627	575	580	554	585
Plaistow	1,089	1,044	1,024	1,006	1,003	964	985
Sandown	986	990	998	1,010	992	926	941

