

The background is a stylized, low-poly illustration of a mountain landscape. In the foreground, there are dark green, triangular evergreen trees. Behind them are rolling hills and mountains in shades of blue, green, and brown. The sky is a mix of orange, yellow, and blue, with a large yellow sun or moon in the upper left and several white birds flying. The entire scene is framed by a white, rounded rectangular box in the center.

Welcome to Curriculum Night August 20, 2025 Please sign in!

Mrs. Zhao

Mr. Marinelli

Mr. Boyer

Mrs. Garrett

Schedule

- Academic blocks
 - ELA (Mrs. Garrett)
 - Math (Mr. Boyer)
 - Science/SS (Mr. Marinelli)
 - Mandarin/Science/SS/Math (Mrs. Zhao)
 - Gifted Math & ELA (Ms. Coleman)
- Lunch – 10:50 – 11:30

Reading - Mrs. Garrett

- AZ College and Career Readiness Standards
- Literature studies
- Whole Group
- Small Group
- Skill Building
- Online textbook - Access through Clever or DVUSD startpage

The McGraw Hill logo, featuring the words "Mc", "Graw", and "Hill" stacked vertically in white text on a red square background.

McGraw Hill

Writing - Mrs. Garrett

- AZ College and Career Readiness Standards
- Grammar-NoRedInk
- Curriculum-McGraw Hill “StudySync”
- Narratives (1st Quarter)
- Expository (2nd Quarter)
- Argumentative (3rd Quarter)

Math - Mr. Boyer and Mrs. Zhao

- Area and Surface Area
- Ratios and Proportions
- Arithmetic in Base 10
- Expressions and Equations
- Rational Numbers
- Statistics and Probability

Math - Mr. Boyer and Mrs. Zhao

- AZ College and Career Readiness Standards
- Open-Up Resources
- Online access
- Canvas
- Magma Math
- Goblins

Social Studies - Mr. Marinelli and Mrs. Zhao

Ancient Civilizations & World Religions

- Mesopotamia
- Egypt
- China
- India
- Greece
- Rome
- Medieval Europe
- Renaissance
- Online book
- Ancient Invention Project for Family Science Night!

Science - Mr. Marinelli and Mrs. Zhao

- Matter & Energy
- Systems & Models (solar system)
- Earth and space relationships (moon phases, eclipses, tides, etc.)
- Life Science- ecosystems

Mandarin - Mrs. Zhao

- **New Curriculum - Level Learning**
- **Mandarin Language (STAMP Test)**
 - Listening
 - Speaking
 - Reading (Online Library)
 - Writing (Typing)
- **Chinese Culture**
 - Chinese Traditional Stories
 - Chinese Traditional Festivals
- **Mandarin Speech Competition & Mandarin Spelling Bee**

The background of the slide is a stylized, low-poly illustration of a mountain landscape. In the foreground, there are dark green, triangular evergreen trees. Behind them are layers of light blue and white mountains, creating a sense of depth. The sky is a mix of orange and yellow, suggesting a sunset or sunrise, with a bright yellow sun partially visible on the left. The overall style is modern and artistic.

All Things EQ

- Video
- Fireside Chat (special schedule)
- Weekly emails

Canvas & Clever

- Assignments posted
- Use for absence
- Textbook access available

Communication

- Student Planners – write a note
- Phone calls outside class time
- Emails
- 24-hour turnaround time
- Weekly newsletters

Behavior/Recognition

- Character cards record positive and negative behaviors
- 2 negatives in one day = loss of CHAMPS card
- 3 negatives in one day = Minor
- 3 minors (same category and quarter) = 1 major
- Twice as many positives as negatives to receive quarter celebration
- If student loses card, he/she will get a new card with 5 negatives
- RADS
- Gecko Gold

Additional Information

- Earbuds (Not wireless) needed for school use
- Gecko Gatherings Monthly
- CHAMPS
- Friendly Pines (May 13-15)
 - Fundraising opportunity will be available in the fall
 - Tax Credit
 - Volunteers = Fingerprint & Training!

YOUR VOTE



OUR FUTURE



DEER VALLEY
Unified School District

VOTER REGISTRATION INFORMATION

NOVEMBER 4, 2025



SCAN HERE

www.dvUSD.org/vote

Desert Sage Elementary



FOLLOW US ON SOCIAL MEDIA



@dvusd_desertsage



@DesertSageElem



/DVUSDDesertSage





Gecko Gathering

Desert Sage's monthly community gathering where families can join teachers, staff & students as we celebrate all things happening at Desert Sage throughout the year.

8:30 a.m. – 9:00 a.m.

Desert Sage Playground Field

- Aug. 8th • Dec. 5th • April. 24th
- Sept. 12th • Jan. 16th • May 15th
- Oct. 10th • Feb. 20th
- Nov. 7th • Mar. 27th




Every Day Counts

A T D V U S D





DEER VALLEY
Unified School District



DVUSD

Grading Practices

Desert Sage Curriculum Night Presentation,
8/2023



Kindergarten

Standards Grade Scale

Students in Kindergarten will receive marks for their proficiency toward the grade level standards using the following scale.

4 = Applies grade level skills with greater depth or complexity

3 = Demonstrates grade level proficiency

2 = Approaches grade level proficiency

1 = Displays a significant lack of grade level proficiency

Students in Kindergarten do not receive overall course grades.

Citizenship Marks

Kindergarten students will receive citizenship marks in Special Area Classes with this grade scale:

E = Excellent

S = Satisfactory

N = Needs Improvement

U = Unsatisfactory

They may also have marks for behavior skills that need improvement. These will be marked with an “X” on the report card.

Citizenship (Conduct)				
E = Excellent S = Satisfactory N = Needs Improvement U = Unsatisfactory "X" indicates need for improvement				
Homeroom Student Citizenship (Conduct)	Q1	Q2	Q3	Q4
Listens attentively				
Follows directions				
Stays on task				
Works well independently				
Functions as a group member				
Is prepared for class				
Completes Work in a Timely manner				
Respects rights and property of all				
Exhibits self control				
Follows school and classroom rules				
Displays Appropriate Playground Behavior				
Penmanship				

PowerSchool Parent Portal



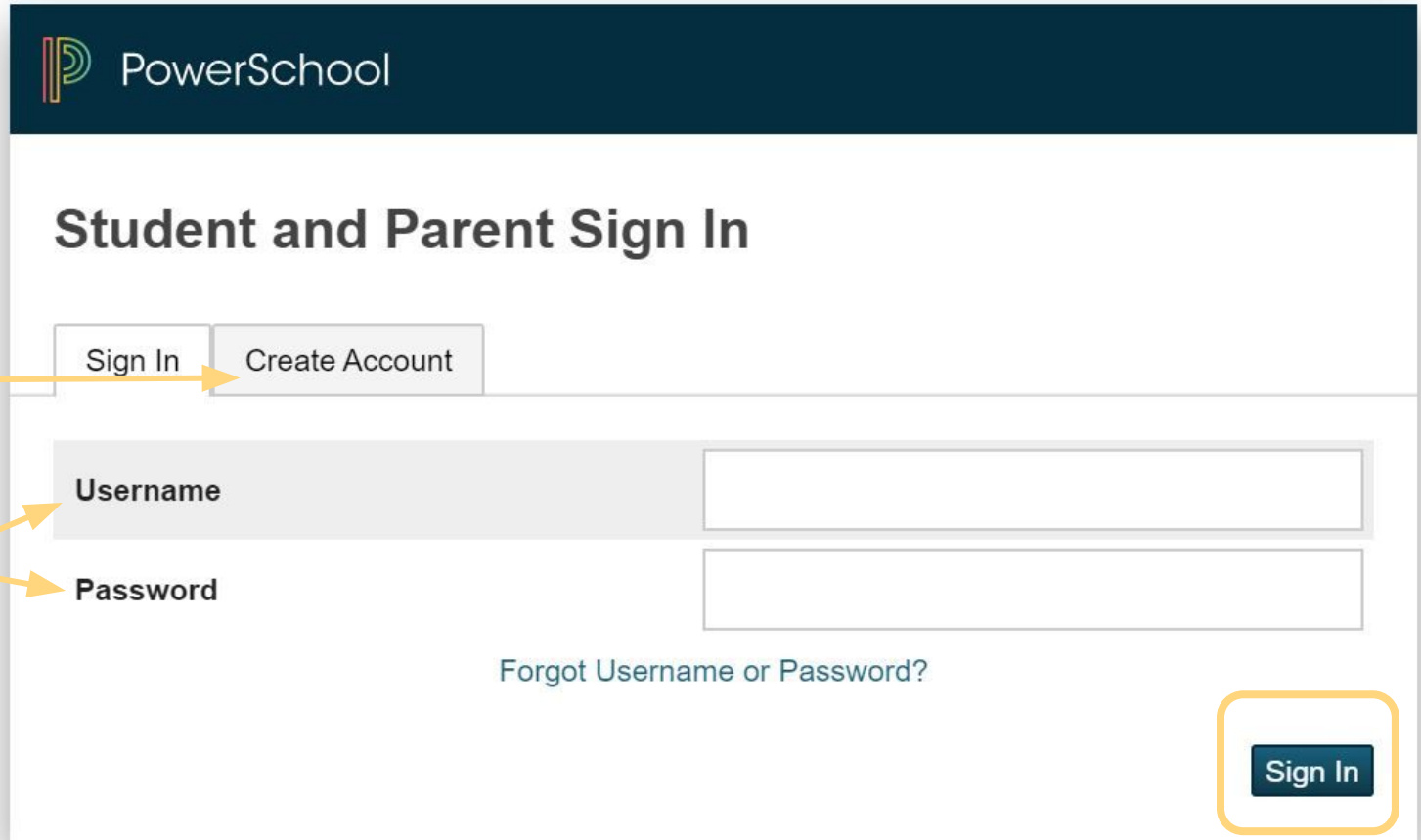
Students in Kindergarten will receive a grade report every quarter. Parents can view student grades and attendance on the PowerSchool Parent portal.

Go to:

ps.dvusd.org/public

If you **do not have an account**, see front office for access codes. Then click CREATE ACCOUNT on the parent portal.

If you **have an account**, enter your Username and Password and click SIGN IN.



The image shows the PowerSchool login interface. At the top is a dark blue header with the PowerSchool logo. Below the header is a white section titled "Student and Parent Sign In". Under this title are two buttons: "Sign In" and "Create Account". A yellow arrow points from the "Sign In" button to the "Sign In" button in the bottom right corner. Below the buttons are two input fields: "Username" and "Password". A yellow arrow points from the "Sign In" button to the "Username" field, and another yellow arrow points from the "Sign In" button to the "Password" field. Below the input fields is a link that says "Forgot Username or Password?". In the bottom right corner, there is a dark blue button with the text "Sign In", which is highlighted by a yellow rounded rectangle.

PowerSchool

Student and Parent Sign In

Sign In Create Account

Username

Password


[Forgot Username or Password?](#)

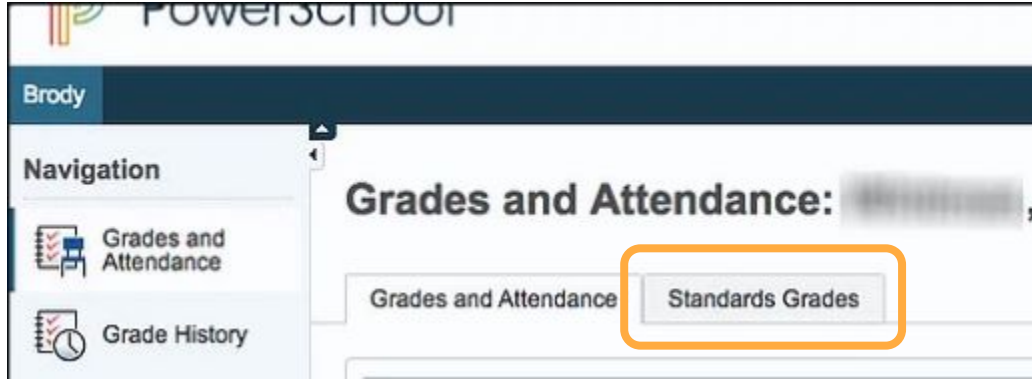
Sign In

On the **Grades & Attendance** page, you will see the **number of absences** your child has had.

You will also see the **course grades for the Special Area classes**. Click on the course grade to see the assignments that were graded for the course.

The **citizenship mark** for each Special Area course is located under the course grade.

Course	Q1	Q2	S1	Q3	Q4
Home Room - Kindergarten 					
Writing - Kindergarten					
Social Studies - Kindergarten					
Science - Kindergarten					
Reading - Kindergarten					
Math - Kindergarten					
Kindergarten					
Spanish Partial immersion - Kinder					
P.E. - Kindergarten	A S	A S		A S	A E
Music - Kindergarten	A E	A E		A S	A E
Spanish-Kindergarten	A E	A E		A E	A E
Art - Kindergarten	A	A S		A	A S



Click on the **Standards Grades tab** to see the overall grades for each standard for the marking period.

Quick Lookup

Standards Grades

☐ Show Standards with No Grades

Expand All

Collapse All

Completed Sections

AM-PM(M-F) Home Room - Kindergarten .

▶ CSB(M-F) Kindergarten

▶ CSB(M-F) Math - Kindergarten

▶ CSB(M-F) Reading - Kindergarten

▶ CSB(M-F) Science - Kindergarten






▶ CSB(M-F) Social Studies - Kindergarten

Note: Citizenship (Conduct) marks for non-special area courses will be in the “Kindergarten” list. Expand the course to see the marks.

Click on arrow beside the course title to expand the selection or click on Expand All.


Once the **course is expanded**, you will see the **overall average grade** for each standard for each marking period shown as a **4, 3, 2, or 1**.

Not all standards are worked on or measured each quarter.

▼ CSB(M-F) Math - Kindergarten				
Standards	Q1	Q2	Q3	Q4
K.CC.A.1 Count to 100 by ones and by tens. K.CC.A.1 	1	2	3	4
K.CC.A.2 *Count forward from a given number other than one, within the known sequence (Starting at the number 5, count up to 11.). K.CC.A.2 	--	2	3	3
K.CC.A.3 *Write numbers from 0 to 20. Represent a number of objects with a written numeral 0 to 20 (with 0 representing a count of no objects). K.CC.A.3 	3	3	3	3
K.CC.B.5 *Count to answer questions about "How many?" when 20 or fewer objects are arranged in a line, a rectangular array, or a circle, or as many as 10 things in a scattered configuration; given a number from 1 to 20, count out that many objects. K.CC.B.5 	3	3	3	3
K.G.A.1 *Describe objects in the environment using names of shapes, and describe the relative positions of these objects using terms such as above, below, beside, in front of, behind, and next to. K.G.A.1 	--	3	--	--



DEER VALLEY
Unified School District



Grading Practices Resources:

www.dvUSD.org/grading



Grades 1-2

Citizenship Marks

1st and 2nd students will receive citizenship marks in Special Area Classes with this grade scale:

E = Excellent

S = Satisfactory

N = Needs Improvement

U = Unsatisfactory

They may also have marks for behavior skills that need improvement. These will be marked with an “X” on the report card.

Citizenship (Conduct)				
E = Excellent S = Satisfactory N = Needs Improvement U = Unsatisfactory "X" indicates need for improvement				
Homeroom Student Citizenship (Conduct)	Q1	Q2	Q3	Q4
Listens attentively				
Follows directions				
Stays on task				
Works well independently				
Functions as a group member				
Is prepared for class				
Completes Work in a Timely manner				
Respects rights and property of all				
Exhibits self control				
Follows school and classroom rules				
Displays Appropriate Playground Behavior				
Penmanship				

Standards Grade Scale

Students in 1st and 2nd grades will receive marks for their proficiency toward the grade level standards using the following scale.

4 = Applies grade level skills with greater depth or complexity

3 = Demonstrates grade level proficiency

2 = Approaches grade level proficiency

1 = Displays a significant lack of grade level proficiency

NE = No evidence (missing work)

EXAMPLE Standards Grade Calculation

Week 5 Quiz

Standard A 2

Standard B 2

Week 6 Quiz

Standard B 3

Standard C 1

Standard D 2

Chapter Test

Standard A 3

Standard B 3

Standard C 2

Standard D 3

Unit Project

Standard B 3

Standard C 3

Standard D 4

Standard A

2

3

4

3

Standard B

2

3

3

3

3

Most Recent
3

Standard C

1

2

3

2

Standard D

2

3

4

3

EXAMPLE

Overall Course Grade Calculation¹⁻⁶

Standard A Standard B Standard C Standard D

$$\begin{matrix} 3 & + & 3 & + & 2 & + & 3 \end{matrix}$$

$$11 \div 4 \text{ Standards}$$

$$2.75$$

$$2.75 \div 4 = 69\%$$

S

4 categories
grade scale

EXAMPLE Standards Grade Calculation

Topic Quiz

Standard A 3

Standard B 2

Standard C 2

Mid-Module Test

Standard A 4

Standard B 3

Standard C 3

End of Module Test

Standard A 4

Standard B 4

Standard C 3

Standard A

3
4
4

Standard B

2
3
4

Standard C

2
3
3

4

3

3

EXAMPLE

Overall Course Grade¹⁻⁶ Calculation

Standard A

Standard B

Standard C

$$4 + 3 + 3$$

$$10 \div 3 \text{ Standards}$$

$$3.33$$

$$3.33 \div 4 = 83\%$$

E

4 categories
grade scale

Course Grade Scale

The **most recent three** of the marks entered for a standard will be **averaged to produce an overall grade for the standard**. Then all of the overall standards marks will be averaged together to produce a course grade. The course grade will use the following scale:

E = Excellent (80-100%)

S = Satisfactory (60-79%)

N = Needs Improvement (42-59%)

U = Underperforming (0-41%)

PowerSchool Parent Portal



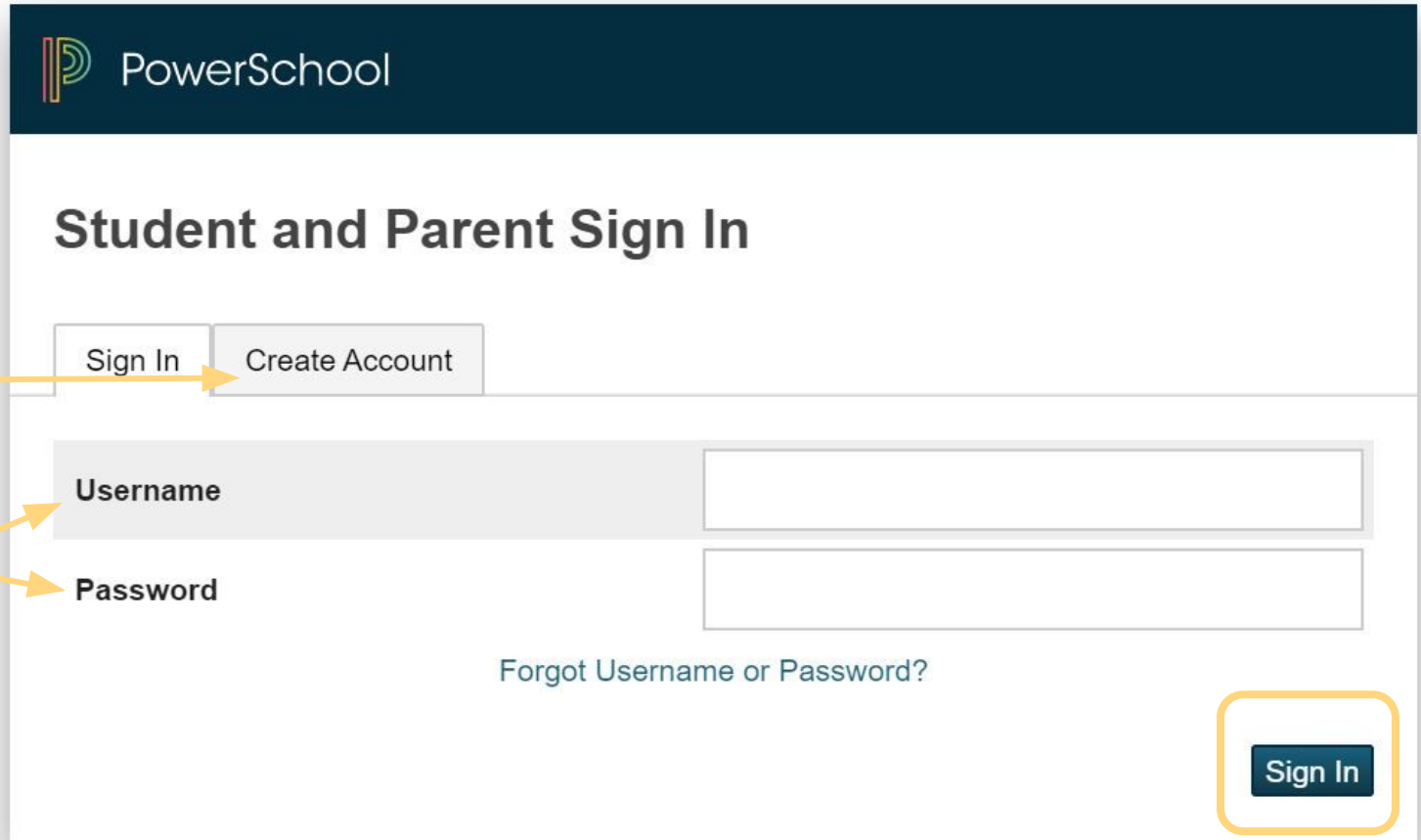
Students in 1st and 2nd grades will receive a grade report every quarter. Parents can view student grades and attendance on the PowerSchool Parent portal.

Go to:

ps.dvusd.org/public

If you **do not have an account**, see front office for access codes. Then click CREATE ACCOUNT on the parent portal.

If you **have an account**, enter your Username and Password and click SIGN IN.



The image shows the PowerSchool login interface. At the top is a dark blue header with the PowerSchool logo. Below the header is a white section titled "Student and Parent Sign In". There are two buttons: "Sign In" and "Create Account". An orange arrow points from the "Sign In" button to the "Sign In" button in the bottom right corner. Below the buttons are two input fields: "Username" and "Password". An orange arrow points from the "Sign In" button to the "Username" field, and another orange arrow points from the "Sign In" button to the "Password" field. Below the input fields is a link that says "Forgot Username or Password?". In the bottom right corner, there is a dark blue button with the text "Sign In", which is highlighted by an orange rounded rectangle.

PowerSchool

Student and Parent Sign In

Sign In Create Account

Username

Password

[Forgot Username or Password?](#)

Sign In






On the **Grades & Attendance page**, you will see the **number of absences** your child has had.


You will also see the **course grades for each course**. Click on the course grade to see the assignments that were graded for the course.

The **citizenship mark for each Special Area course** is located under the course grade.




Course	Q1	Q2	S1	Q3	Q4
Home Room					
Social Studies	S				
Science	S				
ELA Writing	E				
ELA Reading	E				
Math	N				
P.E.	S				
Music	E S				
Art - 1st Grade	E				
Foreign Language	E E				

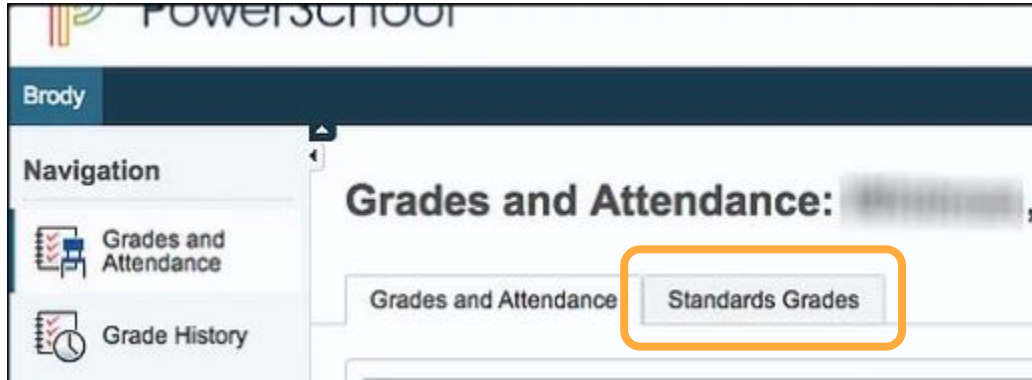
When you **click on a course grade**, you can see a list of grade entries.

Due Date	Category	Assignment	Flags						Score
10/05/2021	Assessment	Different Types of Maps							
10/01/2021	Coursework	Technology: Past, Present, and Future							
08/20/2021	Assessment	Super Citizen							

 Click on the blue **SHOW STANDARDS icon** to see the marks for the **standard(s) measured on the assignment.**

Assignments will be marked with a symbol:

-  Collected (student has submitted the assignment for a grade)
-  Missing (student did not submit the assignment)
-  Exempt (assignment does not count toward the overall grade)



Click on the Standards Grades tab to see the overall grades for each standard for the marking period.

Quick Lookup Standards Grades

☐ Show Standards with No Grades **Expand All** Collapse All

Completed Sections

- ▶ AM-PM(M-F) Home Room
- ▶ CSB(M-F) **ELA Reading**
- ▶ CSB(M-F) **ELA Writing**
- ▶ CSB(M-F) **Math - 1st Grade**
- ▶ CSB(M-F) **Science - 1st Grade**
- ▶ CSB(M-F) **Social Studies - 1st Grade**










Note: Citizenship (Conduct) marks for non-special area courses will be in the “Home Room” list. Expand the Home Room course to see the marks.

Click on arrow beside the course title to expand the selection or click on Expand All.

Once the **course is expanded**, you will see the **overall average grade** for each standard for each marking period shown as a **4, 3, 2, or 1**.

Not all standards are worked on or measured each quarter.

▼ CSB(M-F) ELA Reading		
Standards	Q1	
2.RD.1 Apply phonics and word analysis skills. 2.RF.3		
2.RD.2 Read with accuracy and fluency to support comprehension. 2.RF.4	3	
2.RD.3 Identify key ideas, details and story elements. 2.RL.1,7/2.RI.1	3	
2.RD.4 Determine the central message, lesson, moral, topic. 2.RL2/2.RI.2/2.SL.2	3	
2.RD.5 Describe how characters respond to events and challenges. 2.RL.9/2.RI.9	3	
2.RD.6 Know, use, and describe the structure of a text. 2.RL.9/2.RI.9	3	
2.RD.7 Compare and contrasts two texts. 2.RL9/2.RI.9		
2.RD.8 Acknowledge differences in the points of view of characters. 2.RL.6	3	
2.RD.9 Determine the meaning of words in text. 2.RI.4	3	
2.RD.10 Identify the main purpose of a text and provide support. 2.RI.6.8	3	
2.RD.11 Read & comprehend literature & informational text in the 2nd-3rd text complexity band. 2.RL.10/2.RI.10	3	

Due Date	Category	Assignment	Flags							Score
10/05/2021	Assessment	Different Types of Maps								
10/01/2021	Coursework	Technology: Past, Present, and Future								
08/20/2021	Assessment	Super Citizen								
	 2.C2.2 - *Explain how all people, not just official leaders, play important roles in the world. 2.C2.2									
	 2.C4.2 - *Explain how rules function in public settings. 2.C4.2									



After clicking on the blue SHOW STANDARDS icon, the **selection will expand to show the standards** that were measured **and the student's level of proficiency** on each standard.

PowerSchool Parent Portal

Old View

Quick Lookup		Standards Grades														
Attendance By Class																
Exp	Last Week					This Week					Course	Q1	Q2	Q3	Q4	Y1
	M	T	W	H	F	M	T	W	H	F						
7(M-T,F)											P.E. - 1st Grade [redacted] Rm: [redacted]	E+ 100	E+ 100	E+ 100	E+ 100	E+ 100
											GYM	E	E	E	E	E
CSB(M-F)											ELA Writing - 1st Grade [redacted] Rm: 119	S- 70	S- 75	S 80	[i]	S- 75
CSB(M-F)											Math - 1st Grade [redacted] Rm: 119	E 94	E- 91	E- 92	[i]	E- 93
CSB(M-F)											Social Studies - 1st Grade [redacted] Rm: 119	E 93	E 96	E 93	[i]	E 94
CSB(M-F)											Science - 1st Grade [redacted] Rm: 119	E 93	E 96	E 95	[i]	E 95

Change: No plus or minus indicators

No Change: Letter Grades E/S/N/U

New View

Quick Lookup

Standards Grades

Attendance By Class																
Exp	Last Week					This Week					Course	Q1	Q2	Q3	Q4	Y1
	M	T	W	H	F	M	T	W	H	F						
7(M-T,F)											P.E. - 1st Grade	E	E	E	E	E
											- Rm: 100	100	100	100	100	100
											GYM	E	E	E	E	E
CSB(M-F)											ELA Writing - 1st Grade	S	S	S	[i]	S
											- Rm: 119	70	75	80	[i]	75
CSB(M-F)											Math - 1st Grade	E	E	E	[i]	E
											- Rm: 119	94	91	92	[i]	93
CSB(M-F)											Social Studies - 1st Grade	E	E	E	[i]	E
											- Rm: 119	93	96	93	[i]	94
CSB(M-F)											Science - 1st Grade	E	E	E	[i]	E
											- Rm: 119	93	96	95	[i]	95

No Change: Percentages shown on 0-100% scale

No Change: Citizenship marks on E/S/N/U scale

2nd Grade Parents will see a few changes from last school year.



PowerSchool Parent Portal

Old View

PowerTeacher Pro Assignments

Due Date	Category	Assignment	Flags	Score	%	Grade
03/07/2023	Classwork	Biography Presentation		10/10	100	E-
02/24/2023	Classwork	Rosa Parks Comprehension		9/10	90	E-
02/09/2023	Classwork	Biography Writing		10/10	100	E+
		2.SP3.3 - Generate questions about a source as it relates to an event or development. 2.SP3.3		4		
		2.SP3.4 - *Gather relevant information from one or two sources. 2.SP3.4		3		
		2.SP3.5 - Ask and answer questions about explanations and arguments. 2.SP3.5		3		
		2.SP3.6 - *Present a summary of an argument or explanation using print, oral, or digital tech. 2.SP3.6		4		

New View

PowerTeacher Pro Assignments

Due Date	Category	Assignment	Flags	Score	%	Grade
03/07/2023	Classwork	Biography Presentation		10/10	100	E
02/24/2023	Classwork	Rosa Parks Comprehension		9/10	90	E
02/09/2023	Classwork	Biography Writing		9/10	90	E
		2.SP3.3 - Generate questions about a source as it relates to an event or development. 2.SP3.3		4		
		2.SP3.4 - *Gather relevant information from one or two sources. 2.SP3.4		3		
		2.SP3.5 - Ask and answer questions about explanations and arguments. 2.SP3.5		3		
		2.SP3.6 - *Present a summary of an argument or explanation using print, oral, or digital tech. 2.SP3.6		4		

Change: No plus or minus indicators

Change: Scores aligned to actual performance

No Change: Expand to see proficiency marks

No Change: Proficiency marks on 1-4 scale

2nd Grade Parents will see a few changes from last school year.



DEER VALLEY

Missing Work

An assignment is considered as missing work when it is not submitted by the due date.

Missing work will be treated as such:

- The assignment will be marked with the “Missing” special code in the gradebook
- A 49% will be entered as the score for the assignment in the gradebook
- No Evidence (NE) will be entered for the standards attached to the assignment
- If the work is submitted, it will be marked as late and the assignment score (49%) will be changed to reflect the student’s actual score with no deductions or penalties

Late Work

An assignment is considered late work when the assignment is not submitted by the due date that was established, but is submitted by the end of the marking period.

The student will be issued **full credit** for the work submitted (no added penalties or caps on the grade that can be earned). The teacher will mark the student's assignment with the "Late" special code. If the assignment is an assessment, the proficiency level of the standards attached will be entered.


Reassessment

Retake: The student completes another assessment of the same learning targets. The assessment to be retaken may be in the same format or a different format. The higher of the two scores will be entered in the gradebook.

- Students may retake an assessment one time.
- Students must request to retake an assessment.
 - ***A reassessment request must be made within 10 school days after receiving the assessment score***
- Retakes can be in another format.
- For Retakes - the original score **is** replaced, if the new score is higher. The new score will **not** be capped or penalized.
- Teachers may administer reassessments until the marking period is closed.



DEER VALLEY
Unified School District



Grading Practices Resources:

www.dvUSD.org/grading



Grades 3-6

Citizenship Marks

3rd-8th grades students will receive citizenship marks for each course using this grade scale:

E = Excellent

S = Satisfactory

N = Needs Improvement

U = Unsatisfactory

Standards Grade Scale

Students in 3rd through 8th grades will receive marks for their proficiency toward the grade level standards using the following scale.

4 = Highly Proficient

3 = Proficient

2 = Partially Proficient

1 = Minimally Proficient

NE = No evidence (missing work)

Categories and Weights

Assignments will be entered into the gradebook within one of the following categories which will be weighted for calculation of the overall course grade.

ASSESSMENT = 80%

COURSEWORK = 20%

PRACTICE = 0%

Course Grade Scale

Assignment/assessment scores will be averaged to produce an **overall course grade for the standard**. The course grade will be based upon the following grade scale:

A = 90-100%

B = 80-89%

C = 70-79%

D = 60-69%

F = 0-59%



Grading Guidance Chart 3rd-12th



DEER VALLEY
Unified School District

Grading Guide

Teachers will enter scores for assignments in the gradebook based upon student performance of the standards.

Highly Proficient A 100%-90%			Proficient B 89%-80%		Proficient C 79%-70%	
100%-97%	96%-94%	93%-90%	89%-85%	84%-80%	79%-75%	74%-70%
All 4's on standards	All 4's except for one 3	Mostly 4's with some 3's and/or 2's	Mostly 3's with some 4's All 3's on standards	Mostly 3's and 4's with a 2	Mostly 3's with some 2's	Mostly 2's with 3's and/or 4's
Partially Proficient D 69%-60%			Minimally Proficient F 59%-50%			
69%-65%		64%-60%	59%-56%		55%-50%	
Mostly 2's and 3's with a 1		All 2's on standards	Mostly 2's and some 1's		All 1's on standards	
			No Evidence			
			49%-0%			
						

Basic example of the 3rd-12th Grade *Grading Guidance Chart*

Give assessment
over 2 standards

Highly Proficient A 100%-90%		
100-97	96-94	93-90
All 4's on standard	All 4's except for one 3	Mostly 4's with some 3's and/or 2's

Grade 96% A

- Standard A: 3
- Standard B: 4

Determine 1-4
score on rubric for
each standard

3

4

Enter percentage
for the assessment.
Teacher will
determine which %
in the range to use.

96%

A

Use chart to identify
percentage band
based on rubric
grades

Grade is referenced
from proficiency level
on standards. Only
percentage calculates
into final grade.

Another Basic example of the 3rd-12th Grade *Grading Guidance Chart*

Give assessment
over 4 standards

Proficient B 89%-80%	
89%-85%	84%-80%
Mostly 3's with some 4's All 3's on standards	Mostly 3's and 4's with a 2

Grade 84% B

- Standard A: 3
- Standard B: 4
- Standard C: 3
- Standard D: 2

Determine 1-4
score on rubric for
each standard

2 3 4

Enter percentage
for the assessment.
Teacher will
determine which %
in the range to use.

84%

B

Use chart to identify
percentage band
based on rubric
grades

Grade is referenced
from proficiency level
on standards. Only
percentage calculates
into final grade.

PowerSchool Parent Portal



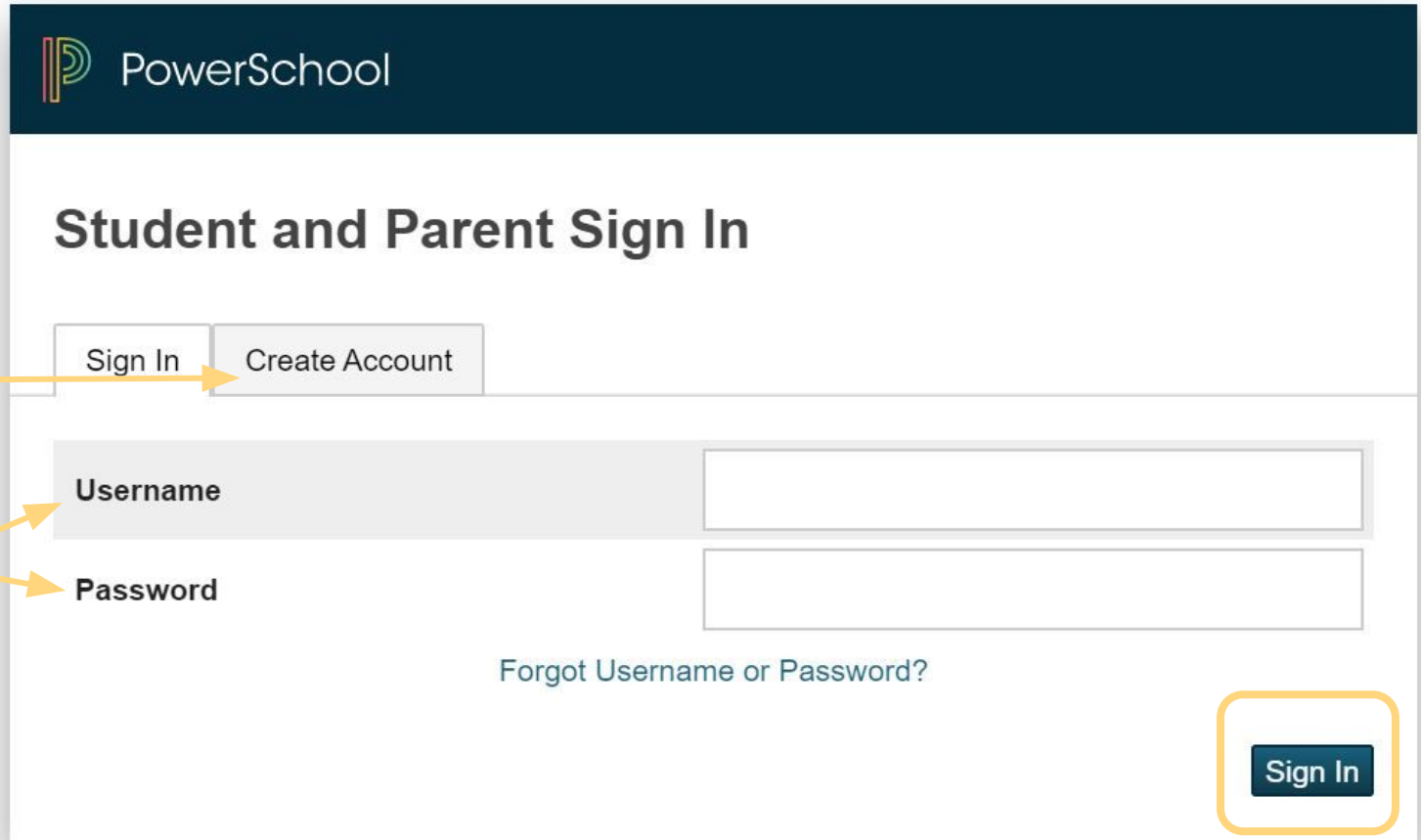
Students in 3rd-8th grades will receive a grade report every quarter. Parents can view student grades and attendance on the PowerSchool Parent portal.

Go to:

ps.dvusd.org/public

If you **do not have an account**, see front office for access codes. Then click CREATE ACCOUNT on the parent portal.

If you **have an account**, enter your Username and Password and click SIGN IN.



The image shows the PowerSchool login interface. At the top is a dark blue header with the PowerSchool logo. Below the header is a white section titled "Student and Parent Sign In". There are two buttons: "Sign In" and "Create Account". A yellow arrow points from the "Sign In" button to the "Sign In" button in the bottom right corner. Below the buttons are two input fields: "Username" and "Password". A yellow arrow points from the "Sign In" button to the "Username" field, and another yellow arrow points from the "Sign In" button to the "Password" field. Below the input fields is a link that says "Forgot Username or Password?". In the bottom right corner, there is a dark blue button with the text "Sign In", which is highlighted by a yellow rounded rectangle.

PowerSchool

Student and Parent Sign In

Sign In Create Account

Username

Password

[Forgot Username or Password?](#)

Sign In


On the **Grades & Attendance page**, you will see the **number of absences** your child has had.

You will also see the **course grades for each course**. Click on the course grade to see the assignments that were graded for the course.

The **citizenship mark** for each course is located under the course grade.

Quick Lookup

Standards Grades

Attendance By Class																
Exp	Last Week					This Week					Course	Q1	Q2	Q3	Q4	Y1
	M	T	W	H	F	M	T	W	H	F						
AM-PM(M-F)											Home Room	0	0	0	[i]	[i]
CSB(M-F)											Art - 5th Grade	A 93 N	A 94 S	A 95 S	A 90 S	A 93
CSB(M-F)											Music - 5th Grade	A 100	A 94 E	C 73 E	D 60	B 80
CSB(M-F)											P.E. - 5th Grade 	A 100 E	A 95 E	A 100 E	[i]	A 100

When you **click on a course grade**, you can see a list of grade entries.

ELA Reading	Exp. CSB(M-F)
Term:	Q1
Final Letter Grade ¹ :	C
Final Percent:	74
Teacher Comments:	
Section Description:	



Click on the blue **SHOW STANDARDS** icon to see the marks for the **standard(s) measured on the assignment**.

PowerTeacher Pro Assignments

Due Date	Category	Assignment	Flags	Score	%	Grade	
09/29/2022	Assessment	Wordly Wise 4 test		15/25	60	D	
09/17/2022	Assessment	C.W. comp. test		7/13	54	F	View
09/15/2022	Assessment	C.W. Vocab. test p. 40		5/5	100	A-	View
09/15/2022	Coursework	C.W. Word Analysis p. 39		4/5	80	B	
09/14/2022	Assessment	Wordly Wise Test 3		17/20	85	B	
09/13/2022	Coursework	Vocab. p. 31		8/16	50	F	View
09/02/2022	Coursework	L.B. comprehension		8.5/14	60.71	D	View

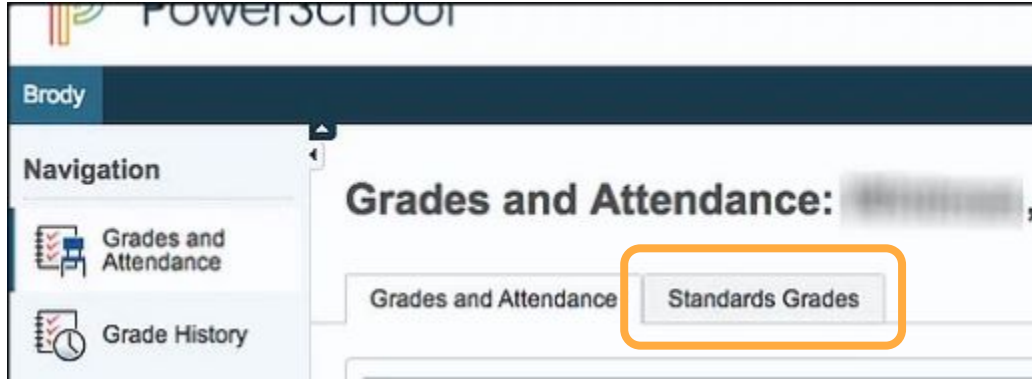
When the "View" link is shown, you can click on **"View"** to see **additional information** about the gradebook entry.

Assignments may be marked with a symbol. See the Legend at the bottom of the page for information about the meaning of each symbol.

Legend

¹ - This final grade may include assignments that are not yet published, or may be the result of special weighting used by the teacher. [Click to view additional information on special weighting.](#)

Icons - Standards | - Has Description | - Has Comment | - Weighted Assignment | - Collected | - Late | - Missing | - Exempt from Final Grade | - Absent | - Incomplete | - Excluded



Click on the Standards Grades tab to see the overall grades for each standard for the marking period.

Quick Lookup Standards Grades

☐ Show Standards with No Grades **Expand All** Collapse All

Completed Sections










- CSB(M-F) ELA Reading
- CSB(M-F) ELA Writing
- CSB(M-F) Math
- CSB(M-F) Science
- CSB(M-F) Social Studies

Click on arrow beside the course title to expand the selection or click on Expand All.

Once the **course is expanded**, you will see the **overall average grade** for each standard for each marking period shown as a **4, 3, 2, or 1**.

Not all standards are worked on or measured each quarter.

▼ CSB(M-F) ELA Reading		
Standards	Q1	
2.RD.1 Apply phonics and word analysis skills. 2.RF.3		
2.RD.2 Read with accuracy and fluency to support comprehension. 2.RF.4	3	
2.RD.3 Identify key ideas, details and story elements. 2.RL.1,7/2.RI.1	3	
2.RD.4 Determine the central message, lesson, moral, topic. 2.RL2/2.RI.2/2.SL.2	3	
2.RD.5 Describe how characters respond to events and challenges. 2.RL.9/2.RI.9	3	
2.RD.6 Know, use, and describe the structure of a text. 2.RL.9/2.RI.9	3	
2.RD.7 Compare and contrasts two texts. 2.RL9/2.RI.9		
2.RD.8 Acknowledge differences in the points of view of characters. 2.RL.6	3	
2.RD.9 Determine the meaning of words in text. 2.RI.4	3	
2.RD.10 Identify the main purpose of a text and provide support. 2.RI.6.8	3	
2.RD.11 Read & comprehend literature & informational text in the 2nd-3rd text complexity band. 2.RL.10/2.RI.10	3	

Due Date	Category	Assignment	Flags							Score
10/05/2021	Assessment	Different Types of Maps								
10/01/2021	Coursework	Technology: Past, Present, and Future								
08/20/2021	Assessment	Super Citizen								
	 2.C2.2 - *Explain how all people, not just official leaders, play important roles in the world. 2.C2.2									
	 2.C4.2 - *Explain how rules function in public settings. 2.C4.2									



After clicking on the blue SHOW STANDARDS icon, the **selection will expand to show the standards** that were measured **and the student's level of proficiency** on each standard.

PowerSchool Parent Portal – 3rd–6th Grades

Old View

Quick Lookup

Standards Grades

Attendance By Class																
Exp	Last Week					This Week					Course	Q1	Q2	Q3	Q4	Y1
	M	T	W	H	F	M	T	W	H	F						
1(M-T,H-F)											Beginning Band	A+ 100 E	A+ 100 E	A+ 99 E	[i]	A+ 99
AM-PM(M-F)											Home Room	0	0	0 S	[i]	[i]
CSB(M-F)											Art - 5th Grade	A 97 S	A+ 98 S	A 95 S	A 96 S	A 96
CSB(M-F)											Music - 5th Grade	A+ 100 E	A+ 102 E	B 81 E	A+ 100	A 93

New View

Quick Lookup		Standards Grades															
Attendance By Class																	
Exp	Last Week					This Week					Course	Q1	Q2	Q3	Q4	Y1	
	M	T	W	H	F	M	T	W	H	F							
AM-PM(M-F)			L								Home Room	0	0	0	S	[i]	[i]
CSB(M-F)											Art - 5th Grade	A 92	A 94	A 95	A 90	A 93	
												N	S	S	S		
CSB(M-F)											Music - 5th Grade	A 100	94 E	73 E	D 60	B 80	
CSB(M-F)											P.E. - 5th Grade	A 100	A 95	A 100	[i]	A 100	

Change: No plus or minus indicators

No Change: Letter Grades A-F

No Change: Percentages shown on 0-100% scale

No Change: Citizenship marks on E/S/N/U scale

Parents will see a few changes from last school year.



DEER VALLEY

PowerSchool Parent Portal: 3rd-6th Grades

Old View

PowerTeacher Pro Assignments

Due Date	Category	Assignment	Flags	Score	%	Grade
12/12/2022	Quizzes	Module 3 topic B quiz		100/100	100	A+
12/07/2022	Quizzes	Sprint (8's)		70/100	70	C-
12/01/2022	Tests	Module 3 Mid-Assessment		92/100	92	A-
11/30/2022	Quizzes	Module 3 Topic C quiz		100/100	100	A+
3.OA.A.2 - Interpret whole number quotients of whole numbers (e.g., interpret $56 \div 8$ as the number of objects in each group when 56 objects are partitioned equally into 8 groups, or as a number of groups when 56 objects are partitioned into equal groups of 8 objects each). 3.OA.A.2						
11/18/2022	Quizzes	Module 3 topic B quiz		100/100	100	A+
11/14/2022	Quizzes	Module 3 Topic A quiz		81/100	81	B-
3.OA.C.7 - *Fluently multiply & divide within 100. 3.OA.C.7						
11/03/2022	Tests	End of Module 2 assessment		70/100	70	C
3.MD.A.1a - *Tell & write time to the nearest minute & measure time intervals in minutes. 3.MD.A.1a						
3.NBT.A.3 - Multiply one-digit whole numbers by multiples of 10 in the range 10 to 90 using strategies based on place value and the properties of operations (e.g., 9×80 , 5×60). 3.NBT.A.3						
3.OA.A.2 - Interpret whole number quotients of whole numbers (e.g., interpret $56 \div 8$ as the number of objects in each group when 56 objects are partitioned equally into 8 groups, or as a number of groups when 56 objects are partitioned into equal groups of 8 objects each). 3.OA.A.2						

New View

PowerTeacher Pro Assignments

Due Date	Category	Assignment	Flags	Score	%	Grade
12/12/2022	Quizzes	Module 3 topic B quiz		100/100	100	A
12/07/2022	Quizzes	Sprint (8's)		70/100	70	C
12/01/2022	Tests	Module 3 Mid-Assessment		92/100	92	A
11/30/2022	Quizzes	Module 3 Topic C quiz		89/100	89	B
3.OA.A.2 - Interpret whole number quotients of whole numbers (e.g., interpret $56 \div 8$ as the number of objects in each group when 56 objects are partitioned equally into 8 groups, or as a number of groups when 56 objects are partitioned into equal groups of 8 objects each). 3.OA.A.2						
11/18/2022	Quizzes	Module 3 topic B quiz		100/100	100	A
11/14/2022	Quizzes	Module 3 Topic A quiz		85/100	85	B
3.OA.C.7 - *Fluently multiply & divide within 100. 3.OA.C.7						
11/03/2022	Tests	End of Module 2 assessment		83/100	83	B
3.MD.A.1a - *Tell & write time to the nearest minute & measure time intervals in minutes. 3.MD.A.1a						
3.NBT.A.3 - Multiply one-digit whole numbers by multiples of 10 in the range 10 to 90 using strategies based on place value and the properties of operations (e.g., 9×80 , 5×60). 3.NBT.A.3						
3.OA.A.2 - Interpret whole number quotients of whole numbers (e.g., interpret $56 \div 8$ as the number of objects in each group when 56 objects are partitioned equally into 8 groups, or as a number of groups when 56 objects are partitioned into equal groups of 8 objects each). 3.OA.A.2						

Change: No plus or minus indicators

Change: Scores aligned to actual performance

No Change: Expand to see proficiency marks

No Change: Proficiency marks on 1-4 scale

Parents will see a few changes from last school year.



DEER VALLEY

Missing Work

An assignment is considered as missing work when it is not submitted by the due date.

Missing work will be treated as such:

- The assignment will be marked with the “Missing” special code in the gradebook
- A 49% will be entered as the score for the assignment in the gradebook
- No Evidence (NE) will be entered for the standards attached to the assignment
- If the work is submitted, it will be marked as late and the assignment score (49%) will be changed to reflect the student’s actual score with no deductions or penalties

Late Work

An assignment is considered late work when the assignment is not submitted by the due date that was established, but is submitted by the end of the marking period.

The student will be issued **full credit** for the work submitted (no added penalties or caps on the grade that can be earned). The teacher will mark the student's assignment with the "Late" special code. If the assignment is an assessment, the proficiency level of the standards attached will be entered.


Reassessment

Retake: The student completes another assessment of the same learning targets. The assessment to be retaken may be in the same format or a different format. The higher of the two scores will be entered in the gradebook.

- Students may retake an assessment one time.
- Students must request to retake an assessment.
 - ***A reassessment request must be made within 10 school days after receiving the assessment score***
- Retakes can be in another format.
- For Retakes - the original score **is** replaced, if the new score is higher. The new score will **not** be capped or penalized.
- Teachers may administer reassessments until the marking period is closed.



DEER VALLEY
Unified School District



Grading Practices Resources:

www.dvUSD.org/grading



Thank you for coming!