



Jeambey & Jansen Curriculum Night 25-26 2nd grade



ELA

INTO Reading by HMH






Learning Requirements

- Reading
- Phonics
- Writing
- Speaking and Listening



To meet the needs of all learners:



- whole group instruction
- small group and individual instruction
- series of daily literacy tasks

Arizona College and Career Readiness Standards.

DIBELS 8 Assessment

- Assessed Fall, Winter and Spring
- Oral Reading Fluency
- Nonsense Word Fluency



MAZE Assessment

- Assessed Fall, Winter and Spring
- Reading, Vocabulary and Context Clues





DIBELS beginning of year scores

- Nonsense word fluency - 15
- Oral reading fluency - 49
- ORF accuracy - 92%





Writing Standards

- Personal Narrative
- Imaginative Narrative
- Writing to Inform
- Descriptive Writing
- Procedural Writing


Our main focus is build the skills to write a complete paragraph.




How can you help your child?


- Read to and with your child.
- Have your child read to you.
- Let your child see you read.
- Read high interest books.
- Ask questions about the story after you read.
- Your child needs to read books that are easy for them to read (95% accuracy).





Mathematics





i-Ready Math

This year we have a new math curriculum! We are using i-Ready! Below are all the topics we will be hitting this year!


Unit 1: Numbers Within 20: Addition, Subtraction, and Data

Unit 2: Numbers Within 100: Addition, Subtraction, Time, and Money

Unit 3: Numbers Within 1,000: Place Value, Addition, and Subtraction

Unit 4: Length: Measurement, Addition and Subtraction, and Line Plots

Unit 5: Shapes and Arrays: Partitioning and Tiling Shapes, Arrays, Evens and Odds



What Is *i-Ready Classroom Mathematics*?

i-Ready Classroom Mathematics is a robust mathematics program designed to help your student become a strong, independent mathematical thinker. It includes:

Diagnostic Assessment(s)



Student Worktexts



Student Digital Experience

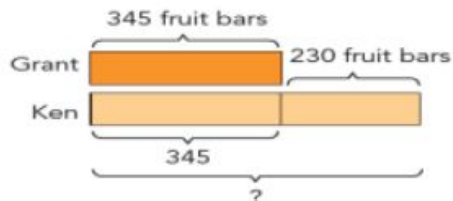


i-Ready Classroom Mathematics images shown are included as samples. Actual product may vary.

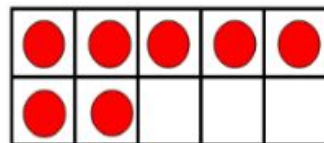
Try-Discuss- connect
framework with I-Ready!

Math Tools

Tape Diagram

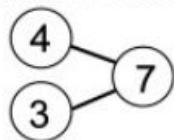


Tens Frame




Number Bonds

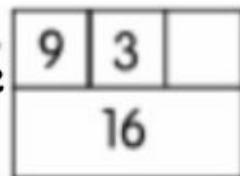
Number Bonds



Place Value Disks



Part-Part-Whole



How can I help my child?

- ✓ Be positive about math.
- ✓ Don't rush your child's learning.
- ✓ Ask your child to share with you how they are learning math.
- ✓ **Encourage your child to use the strategies they learn in class.**
- ✓ Emphasize math in everyday activities and family games.
- ✓ Ask your child if there is another way to explain their thinking or to solve the problem.



Science

Focus on Systems and System Models; Energy and Matter

Physical Science

Matter and Energy

Earth & Space Science

Earth, moon, & solar system

Life Science

Organisms require a supply of energy and materials for which they often depend on, or compete with, other organisms.

Social Studies

Impact Social Studies

Chapter 1- Today and Long Ago

Chapter 2- People, Places, and Environments

Chapter 3- Economics: Goods and services

Chapter 4- How Government works

Chapter 5- People Who make a Difference

- For full Standards go to: www.azde.gov

Response to Intervention (RTI)

- Interventions/enrichments will be focused in the gap/skill areas that are shown in weekly data.
- Students will be grouped so their needs can be met.
- Groups will be flexible and adjusted as needed, according to skill gaps and/or enrichment needs.

RTI is used for math and Reading.



Homework

A homework packet will be sent home every Monday and should be completed and turned in on Friday.

Each class has math and reading homework. Please make sure your child is completing it and turning it in.

If your child is struggling with the content, please let your child's teacher know.





Early Release Days (PLC)- Professional Learning Community

90 minute early release days support:

- planning student interventions and targeted support.
- Allows teachers to make skill based instruction.
 - Review student progress data

Social Emotional Learning: All Things E.Q.

VideoetterLetter

Culture Camp: Class meeting to discuss the Motto and related Life Skills and Lifelong Guidelines.



Culture Camp - Q1 Week 3



Gecko Goals

- Be Safe
- Be Respectful
- Be Responsible
- Be Ready to Learn

Lifelong Guideline

Truthfulness

Life Skill

Courage



All Things E.Q.
The Discovery of You

Click for weekly video ↑

I am always
communicating
through my
body language.



Behavior Expectations

Gecko Goals:

Be safe, be responsible, be respectful, and you'll always be ready to learn.

Code of Conduct

Explicitly describes how to behave in each areas of the school.

When expectations are met:

Gecko Gold, verbal praise, brain beads, special cheers, prize box

When expectations are not met:

We reteach, redo, retry, or clip down as a reminder to work on behaviors.

CLIP It! Behavior Chart

Our classroom will use a clip chart to monitor behavior. A clip chart is a great tool that allows students to be rewarded for positive behavior, while discouraging negative behavior.

Each student has a clothespin, or clip, with his or her name on it. Everyone will start on green at the beginning of each day, and clips can be moved up and down throughout the day based on behavior.



The Super Student level is reserved for outstanding behavior. A student who reaches this level will earn a special note home, and a jewel on his/her clip. After five jewels, clips will be retired to the Hall of Fame and a new clip will be given!

Students can move to the Great Job level for continuing to display good behavior. You should be very proud of your child for reaching this level!

Students will move to the Good Choices level for showing that they are making the right behavior decisions! Ending the day on this level is great!

Every student will start the day on the Ready to Learn level. As the day goes on, clips can be moved up and down, based on behavior. This level is a good one to be on!

A student will be moved to the Think About It level as a warning about his/her behavior, and a reminder to follow the rules.

Students who continue to display poor behavior can move down to the Teacher's Choice level. Here, the teacher can decide what action to take. Loss of recess or center time might be an appropriate choice.

When a student moves to the Parent Contact level, the teacher will notify parents via note or phone call. A visit to the Principal's office might also be in order. Students on this level may also lose recess time, etc.

In our classes we use a variety of positive reinforcement strategies to encourage positive behavior. We believe that these strategies help redirect bad behavior. Students can also earn rewards as a class and at their tables. We do occasionally ask for prizes for this behavior reward system.



DESERT SAGE CODE OF CONDUCT



Gecko Goals

Be Safe

Be Respectful

Be Responsible

	Learning Areas Voice Level 0-3	Hallway & Walkway Voice Level 0-2	Playground Voice Level 5	Cafeteria Voice Level 2	Restroom Voice Level 1	Arrival & Dismissal Voice Level 2-3	Gecko Gathering Voice Level 0-3
Be Safe	<ul style="list-style-type: none"> Stay in work area Hands & feet to yourself Use materials correctly 	<ul style="list-style-type: none"> Face forward & walk on the right side Hands & feet to yourself Carry your materials with care Keep sand & rocks off walkway 	<ul style="list-style-type: none"> Use equipment correctly Hands & feet to yourself 	<ul style="list-style-type: none"> Carry tray with both hands Wash hands with soap Eat only your food Hands & feet to yourself 	<ul style="list-style-type: none"> Give others their personal space Use facilities appropriately Wash hands with soap 	<ul style="list-style-type: none"> Use crosswalks Hands & feet to yourself Be calm & orderly Walk your bike on campus 	<ul style="list-style-type: none"> Stay in assigned area Hands & feet to yourself Stay with your class/group
Be Respectful	<ul style="list-style-type: none"> Follow teacher directions Follow classroom procedures Take charge of your own learning Have pride in your work Persevere in tasks 	<ul style="list-style-type: none"> Yield to others Honor our school property Be polite & use manners Be aware of others 	<ul style="list-style-type: none"> Follow monitor directions Take turns Show compassion by including others Be polite & use manners 	<ul style="list-style-type: none"> Follow monitor directions Ask permission to leave your table Wait your turn in line Show compassion by including others Be polite & use manners 	<ul style="list-style-type: none"> Honor privacy Wait your turn 	<ul style="list-style-type: none"> Follow monitor & crossing guard directions Wait patiently for gates/doors to open Yield to others Honor our school property Be polite & use manners 	<ul style="list-style-type: none"> Follow teacher directions Celebrate appropriately Be polite & use manners Be aware of others
Be Responsible	<ul style="list-style-type: none"> Whole body listening Speak kindly to others Value other's genius Show compassion for yourself & others Be a productive group member 	<ul style="list-style-type: none"> Go directly to your destination Be a positive role model Be mindful of learning areas 	<ul style="list-style-type: none"> Line up immediately at the bell or whistle Report incidents to a monitor Learn rules & follow them Care for equipment, put it away 	<ul style="list-style-type: none"> Clean up after yourself Eat your food promptly Speak kindly to others 	<ul style="list-style-type: none"> Be timely Flush, wash, dry, goodbye Clean up after yourself 	<ul style="list-style-type: none"> Put technology away Stay on sidewalks, away from cars Go directly to your destination 	<ul style="list-style-type: none"> Whole body listening Participate when appropriate Keep backpack & other items in designated area

and You'll ALWAYS Be Ready to Learn!

Gecko Gatherings

Whole school, outdoor assemblies on the first Friday of every month.

Pledge, National Anthem, announcements, upcoming events



8:30 a.m. – 9:00 a.m.

Desert Sage Playground Field

- 
- Aug. 8th
 - Dec. 5th
 - April. 24th
 - Sept. 12th
 - Jan. 16th
 - May 15th
 - Oct. 10th
 - Feb. 20th
 - Nov. 7th
 - Mar. 27th


Desert Sage Elementary



FOLLOW US ON SOCIAL MEDIA



@dvusd_desertsage



@DesertSageElem



/DVUSDDesertSage



These are Bonds.



There are no bonds for DVUSD on this November's ballot.

But there *is* the chance to restore the M&O Override.



WHAT WILL THE DVUSD M&O OVERRIDE RESTORE FUNDS TO?



Athletics & Arts Programs



Free Full-Day Kindergarten



Student & Family Needs



Employee Pay & Class Sizes



Election is November 4.
Mail-in ballots arrive in October!

Get more facts at DVUSD.org/election



DEER VALLEY
Unified School District

VOTER REGISTRATION INFORMATION
NOVEMBER 4, 2025



SCAN HERE

www.dvUSD.org/vote



Every Day Counts

AT DVUSD



- Schoolwide attendance challenge
 - Banner in cafe updated on weekly basis
 - Best grade level highlighted on a monthly basis
 - Class with best attendance at end of year will get free field trip at end of year



Grading

For K-6th grade courses, students will be graded on **learning standards** on the following scale:

- 4 Independently applies skills and content with greater depth and complexity
- 3 Demonstrates grade level proficiency independently
- 2 Demonstrates grade level proficiency with support
- 1 Demonstrates below grade level proficiency with support

Students in 1st and 2nd grades will receive marks for their **overall performance** in each course of study using the following letter grade scale. Overall course grades for students in 1st and 2nd grades will be determined by the average of all overall standards scores for the grading period. The average will be converted to a letter grade of E, S, N, or U.

E = Excellent (80-100%)

S = Satisfactory (60-79%)


N = Needs Improvement (42-59%)

U = Underperforming (0-41%)

For more information- [grading information](#)

Ms. Jeambey's classroom is dreaming big—we'd love **large portable whiteboards** so students can work together in fun, hands-on ways! If you'd like to be part of making this happen, check out our DonorsChoose project: [Link](#). Your support means the world to our class!

This has been fully funded!!
Thank you all!!



Communication

Email is the best way to communicate with us! We will plan to respond within 24 hours of seeing your message.

lisa.jeambey@dvusd.org

sharon.jansen@dvusd.org

Thank you parents for joining us for this presentation!



Feel free to reach out if you have further questions!

