

A chalkboard with a wooden frame. On the left side, there is a stylized sun with a white circular center and several thick, brush-stroke-like rays in shades of yellow and orange. The bottom of the chalkboard features a landscape with rolling hills or mountains in shades of brown and reddish-brown. The background of the chalkboard is black.

# Welcome to Curriculum Night!

Mrs. Puryear  
MS. Huo



ELA





# ELA

## INTO Reading by HMH

Learning Requirements:

- Reading
- Phonics
- Writing
- Speaking and Listening



# ELA

To meet the needs of all learners:

- Whole group instruction
- Small group and individual instruction
- Series of daily literacy tasks

*Arizona College and Career Readiness Standards*



# ELA

## DIBELS 8 Assessment

- Assessed Fall, Winter, and Spring
- Periodic progress monitoring during the year.
  - Correct Letter Sounds
  - Nonsense Words Fluency
  - Oral Reading Fluency



# ELA

## DIBELS - Beginning of Year

- Correct Letter Sounds - 30
- Nonsense Words Fluency - 5
- Oral Reading Fluency - 10

## DIBELS - End of Year

- Correct Letter Sounds - 55
- Nonsense Words Fluency - 15
- Oral Reading Fluency - 39



# ELA

## How can you help your child?

- Make flashcards for sight words.
- Read to your child for 15 minutes.
- Have your child read to you.
- Encourage your child to find the sounds/sight words they do know in a story and be sure to point them out.
- Ask questions about the story after your read.



# ELA

## Writing Standards

- Personal Narrative
- Opinion Writing
- Informative Writing
- Shared Research Writing (How to)
- Strengthen handwriting skills

\*Focus on building the skills to write complete sentences.



# Social Studies



# SOCIAL STUDIES

## McGraw Hill

Some of the topics covered:

- Being a Good Citizen
- Our Community
- Celebrating America
- Past and Present
- People and Money



A chalkboard with a wooden frame is the central focus. The word "Math" is written in white, bold, sans-serif font on the black surface of the chalkboard. To the left of the chalkboard, a stylized sun with a white semi-circle and several thick, brush-stroke-like rays in shades of yellow and orange is partially visible. The background features a light teal sky and rolling hills in shades of brown and reddish-brown at the bottom.

Math

# MATH

## Math Standard Skills

- Add and subtract within 20
- Understanding addition within 100 (using pictures)
- Understanding place value
- Measuring different lengths
- Tell and write the time to the half hour and hour.
- Identify coins by name and value



# MATH

To meet the needs of all learners:

- Whole group instruction
- Small group and individualized instruction
- Series of math activities available to students.

# MATH

## To meet the needs of all learners:

- All students have access to math tools to help them with hands on learning during math.



# MATH


Rekenrek



Linking Cubes



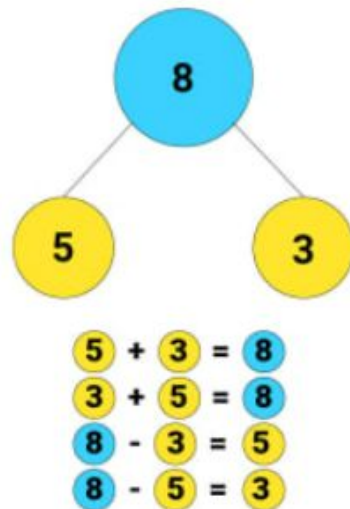
Ten Frames



## 120 Chart

1	11	21	31	41	51	61	71	81	91	101	111
2	12	22	32	42	52	62	72	82	92	102	112
3	13	23	33	43	53	63	73	83	93	103	113
4	14	24	34	44	54	64	74	84	94	104	114
5	15	25	35	45	55	65	75	85	95	105	115
6	16	26	36	46	56	66	76	86	96	106	116
7	17	27	37	47	57	67	77	87	97	107	117
8	18	28	38	48	58	68	78	88	98	108	118
9	19	29	39	49	59	69	79	89	99	109	119
10	20	30	40	50	60	70	80	90	100	110	120

Addition &





# MATH

iReady math games are designed to make learning fun and engaging. They are like interactive puzzles that challenge your child to think critically and solve problems. As they play, they're building essential math skills without even realizing it.

## Here's how it works:

- **Personalized Learning:** The games adapt to your child's level, making sure they're always challenged but not frustrated.
- **Skill Building:** Each game focuses on specific math skills, from counting to algebra.
- **Progress Tracking:** Teachers can monitor your child's progress and identify areas where they might need extra support.

Think of iReady math games as a virtual tutor that's always there to help your child succeed in math. It's a fantastic way to make learning a fun adventure!



# MATH

## What can you do at home?


- Make flashcards for addition and subtraction facts
- Practice counting groups of items by 1's, 2's or 10's.
- Have your child use an analogue clock to practice telling time.
- Have your child help you count change.

A wooden frame made of light brown logs. In the center, a reddish-pink rectangular sign with rounded corners contains the word "MATH" in white, bold, sans-serif capital letters.

# MATH

## Assessments

- iReady Math Diagnostic  
*(Beginning, middle and end of year)*







Mandarin

# Mandarin Language Arts Curriculum

- **Level Learning**

-Students access their account through  
Clever





# Mandarin

unit 1 Dates 日期

unit 2 Nation 国籍

unit 3 Body 身体部位

unit 4 About me 关于我

unit 5 School activities 学校活动



# Mandarin

## What can you do at home?

- Mandarin worksheet
- [Mandarin flashcard](#)
- [Mandarin Kahoot](#)
- [Mandarin Blooket](#)



# Reminders

- Students are encouraged to use Mandarin as much as possible in the Mandarin classroom.
- If there is a concern, please reach out so we can provide support. We want to help your child succeed!

A chalkboard with a wooden frame is the central focus. The word "Science" is written in white, rounded, sans-serif font on the black surface of the chalkboard. To the left of the chalkboard, a stylized sun with a white semi-circle and several thick, brush-stroke-like rays in shades of yellow and orange is partially visible. The background behind the chalkboard is a light teal color. At the bottom of the image, there are stylized, layered hills in shades of brown and reddish-brown.

Science



# Science

## What are we learning?

- Unit 1: Light and sounds
- Unit 2: Forces and Motion
- Unit 3: Habitats
- Unit 4: Lifecycles

# Routines





# Behavior Expectations

- Be safe, be responsible, be respectful, and you'll always be ready to learn.
- We use gentle reminders most often.
- The clip chart is used as an extra reminder.
- Gecko Gold are given out for table points, Super Student, and for homework.
- RADS (Really Awesome Deeds) are given out for going above and beyond typical classroom expectations.
- Certificates for Lifelong Guidelines are given to one student each week.

# Clip Chart

- Students start on Ready to Learn. Students clip up and down based on if they are following the classroom rules and expectations.
- If students clip down, they are given opportunities to clip back up by the end of the day.
- Students earn Gecko Golds for Amazing Day! (pink & purple)



# Homework

- In ELA, students will receive their homework on Monday. (Due the following Monday)
- Homework is not required, but students are rewarded with 5 Gecko Gold for each packet they complete.
- Late homework is accepted.

A chalkboard with a wooden frame is the central element. To the left of the chalkboard, there is a stylized sun with a white semi-circle and several orange and yellow brushstrokes representing rays. At the bottom of the image, there are rolling hills in shades of brown and tan. The background is a light teal color.

# Parent Communication

- Weekly Newsletter (email)
- Folder - Check on Mondays



# Communication:

Email is the best way to communicate with us! We will plan to respond within 24 hours of seeing your message.

If there is something you need us to know before the end of the day, call the front office and they will let us know.

Mrs. Puryear

laurie.puryear@dvusd.org

Ms. Huo

qingfang.huo@dvusd.org



follow us on  
**twitter**

**@DesertSageElem**





# All Things EQ



[Social Emotional Curriculum](#)



# Culture Camp – Q1 Week 3



Click for weekly video ↑

## Lifelong Guideline

Active Listening

## Life Skill

### INITIATIVE



TO DO SOMETHING, OF ONE'S FREE  
WILL, BECAUSE IT NEEDS TO BE  
DONE



All Things E.Q.  
The Discovery of You

I am always  
communicating  
through my  
body language.

Culture Camp: Class meeting to discuss the Motto and related Life Skills and Lifelong Guidelines.



# Gecko Gatherings

Whole school outdoor assemblies on the first Friday of every month!

(pledge, national anthem, grade level showcase, announcements, upcoming events)

**Dates:** August 8, September 12, October 10, November 7, December 5, January 16, February 20, March 27, April 24, & May 15.

A chalkboard with a wooden frame is the central element. To the left of the chalkboard, a sun is partially visible, with its rays extending upwards. The sun is a semi-circle with a textured, brownish-orange surface. The rays are represented by several vertical, brush-stroke-like lines in shades of yellow and orange. Below the chalkboard, there are stylized hills in shades of brown and reddish-brown. The background is a light teal color with a subtle, textured pattern.

Attendance  
Matters!





# Every Day Counts

A T D V U S D



A chalkboard with a wooden frame is the central focus. The word "Override" is written in white, bold, sans-serif font on the black surface of the chalkboard. To the left of the chalkboard, a stylized sun is depicted with a semi-circle and several vertical brushstrokes of varying lengths and colors (yellow, orange, brown) representing sunbeams. The background features a light teal sky and rolling hills in shades of brown and reddish-brown at the bottom.

# Override



**The M&O override would restore funds and provide additional resources for:**

- Funding to Attract and Retain Teachers & Staff.
- Maintaining Class Sizes.
- Supporting Co-curricular/Extracurricular Activities such as Arts, Chorus, Band, Theater, Dance, Physical Education, and Athletics.
- Supporting Specialized Programs for Students, such as Language Immersion, Gifted Services, online Education (Aspire), ROTC, Fine Arts, International Baccalaureate.
- Dedicated Funding Source for Free Full-Day Kindergarten, including transportation.
- Supporting School and Department Needs.
- Continuing Support Services Staff, such as Counseling, Nursing, Literacy, and Instructional Technology.

**THE 2025 ELECTION IS A MAIL-IN BALLOT ONLY ELECTION!  
BE ON THE LOOKOUT FOR A BALLOT IN YOUR MAILBOX THIS OCTOBER!**



**VOTERS HAVE THE OPTION TO RETURN A BALLOT BY MAIL, DROP IT OFF AT A  
SECURE BALLOT DROP BOX, OR VOTE A REPLACEMENT BALLOT IN PERSON.**

Learn more at [DVUSD.org/ballot](https://DVUSD.org/ballot)



# Grading



[Deer Valley Unified School District](#)

# Citizenship Marks

1st and 2nd students will receive citizenship marks in Special Area Classes with this grade scale:

**E = Excellent**

**S = Satisfactory**

**N = Needs Improvement**

**U = Unsatisfactory**

They may also have marks for behavior skills that need improvement. These will be marked with an “X” on the report card.

Citizenship (Conduct)				
E = Excellent   S = Satisfactory   N = Needs Improvement   U = Unsatisfactory "X" indicates need for improvement				
Homeroom Student Citizenship (Conduct)	Q1	Q2	Q3	Q4
Listens attentively				
Follows directions				
Stays on task				
Works well independently				
Functions as a group member				
Is prepared for class				
Completes Work in a Timely manner				
Respects rights and property of all				
Exhibits self control				
Follows school and classroom rules				
Displays Appropriate Playground Behavior				
Penmanship				



# Standards Grade Scale

Students in 1st and 2nd grades will receive marks for their proficiency toward the grade level standards using the following scale.

**4 = Applies grade level skills with greater depth or complexity**

**3 = Demonstrates grade level proficiency**

**2 = Approaches grade level proficiency**

**1 = Displays a significant lack of grade level proficiency**

**NE = No evidence (missing work)**

# Course Grade Scale

The **most recent three** of the marks entered for a standard will be **averaged to produce an overall grade for the standard**. Then all of the overall standards marks will be averaged together to produce a course grade. The course grade will use the following scale:

**E = Excellent (80-100%)**

**S = Satisfactory (60-79%)**

**N = Needs Improvement (42-59%)**

**U = Underperforming (0-41%)**



# Reassessment

**Retake:** The student completes another assessment of the same learning targets. The assessment to be retaken may be in the same format or a different format. The higher of the two scores will be entered in the gradebook.

- Students may retake an assessment one time.
- Students must request to retake an assessment.
  - ***A reassessment request must be made within 10 school days after receiving the assessment score***
- Retakes can be in another format.
- For Retakes - the original score **is** replaced, if the new score is higher. The new score will **not** be capped or penalized.
- Teachers may administer reassessments until the marking period is closed.

# PowerSchool Parent Portal



Students in 1st and 2nd grades will receive a grade report every quarter. Parents can view student grades and attendance on the PowerSchool Parent portal.


**Go to:**

[ps.dvusd.org/public](https://ps.dvusd.org/public)





**DEER VALLEY**  
*Unified School District*



# Grading Practices Resources:

[www.dvUSD.org/grading](http://www.dvUSD.org/grading)

A chalkboard with a wooden frame is the central element. To the left of the chalkboard, a sun is partially visible, with its rays extending towards the board. The bottom of the image features stylized hills in shades of brown and red. The background is a light teal color.

Thank you for  
coming!