



WELCOME

to class!

ELA: Reading & Writing

HMH into Reading is our reading and writing program. The goal of into reading is to provide a comprehensive set of research-based materials so that children will get “into” reading! There are 9 modules in Kindergarten.

Each week consists of 4 essential skills:

- **Build Knowledge and Language** (Communication skills, active listening, understanding word meanings and clues).
- **Foundational Skills** (Phonemic awareness, phonics, high frequency/sight words, decodable texts)
- **Reading and Vocabulary** (exposure to different genres, story elements, print concepts)
- **Writer’s Workshop** (Opinion and narrative writing, grammar such as nouns, adjectives, verbs)



Example: Build Knowledge & Language



Build Knowledge and Language

Name _____

Follow Directions

👂 Listen and repeat the directions. ✎ Draw to follow the steps.

Grade K
© Houghton Mifflin Harcourt Publishing Company. All rights reserved.

Printable: Follow Directions

Example: Foundational Skills

Handwriting

Name _____

Letter Ss

Take your time on the curves!

Trace and write the words.

Sam Sam Sam

sun sun sun

sip sip sip

set set set

sob sob sob

Grade K
© Houghton Mifflin Harcourt Publishing Company. All rights reserved.

45

Module 1 • Week 4

GET STARTED

Read Together
A girl looks for her lost mitten.

Partner Talk
Where will she look?

Consonant m

Word to Know

I

I see a  .
mitten

52

53

Example: Reading & Vocabulary

Central Idea and Key Details

topic
what a text is about
in one or two words


central idea
the most important
idea in a text

key details
facts or examples that
give information about
the central idea


Keys

Keys open doors.

This key opens the front door. This key opens the garage door. This key opens a secret door!



© Houghton Mifflin Harcourt Publishing Company. All rights reserved.




Example: Writer's Workshop


Plan Ideas

Name _____

Plan Your Opinion Piece

Your **opinion** tells how you think or feel about something.

 Draw a picture of what you like about school.

 Write your letter and finish the sentence.

My letter is _____

I like _____

Grade K 16 Module 1 • Week 4

© Houghton Mifflin Harcourt Publishing Company. All rights reserved.

Math

i-Ready is the Math Curriculum that we use.
There are 7 Units in Kindergarten.

- Position, Height, Length, and Sorting
- Numbers to 5, Shapes, and Weight
- Addition, Subtraction, Within 5 and Shapes
- Numbers to 10 and Shapes
- Numbers to 100
- Addition and Subtraction Within 10
- Teen Number and Shapes



Example: Weekly Family Letter

FAMILY LETTER


LESSON
3

Family Letters are also available in multiple languages.

Sort and Count Objects

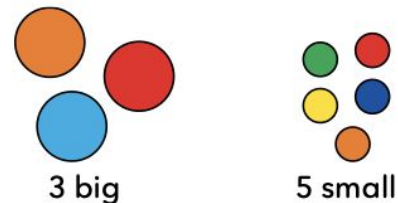
Dear Family,

Your child is learning to **sort** and count objects. Your child will sort objects into **categories** based on different sorting rules.



More about the Math

Your child will sort objects by putting similar objects together. They will learn that they can sort objects many ways. For example, they may sort by color, shape, or size. They can count to find how many objects are in each category.



As children build these skills throughout the lesson, they will begin to recognize different ways to sort objects and become more comfortable with counting to find how many.

©Curriculum Associates, LLC. Copying is not permitted.

Authorized for use by school personnel only. This resource expires on 6/30/2026.

i-Ready Connect

Learning Games



Hungry Guppy



Match

Digital Math Tools



Counters and
Connecting Cubes

Multilingual Glossary

category
sort



Lesson 3 Sort and Count Objects

Social Studies

McGraw Hill's Impact Social Studies is our Social Studies Curriculum we use. There are 5 Units in Kindergarten.

- **Good Citizen** - How do people learn and work together?
- **Our World** - Where do we live?
- **Life Long Ago and Today** - How has our world changed?
- **Our Country** - How has our world changed?
- **All About Work** - Why do people have jobs?

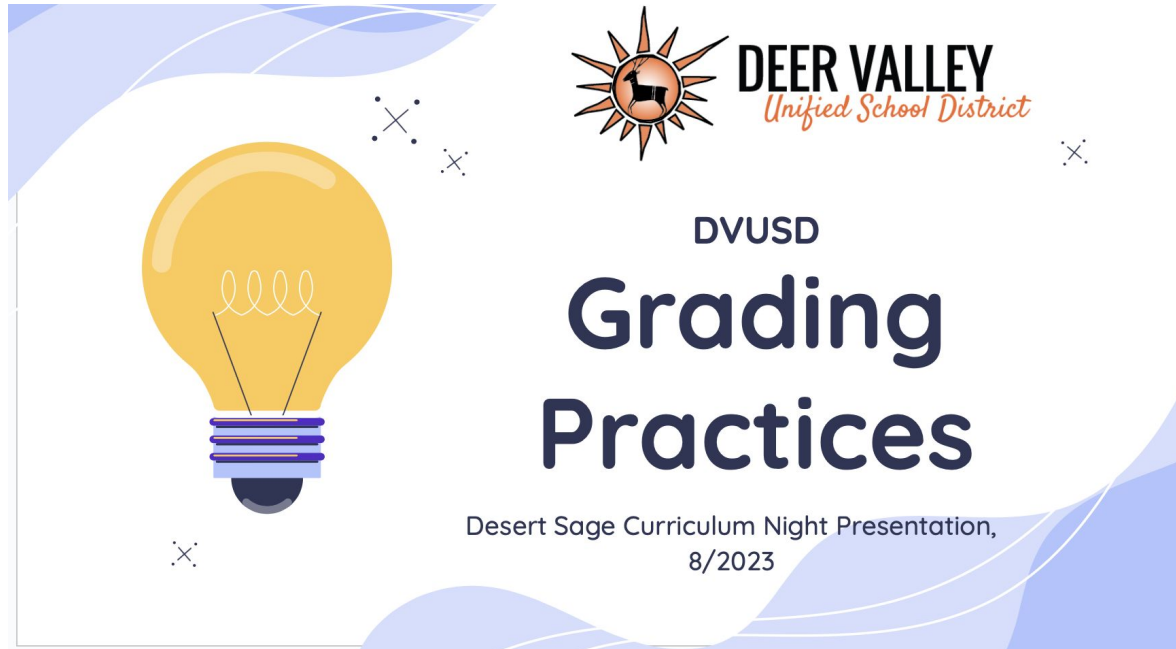


Science

Mystery Science is the program we use for Science Curriculum. There are 4 Units in Kindergarten.

- **Weather**
- **Patterns in the Sky**
- **Living Things**
- **Sound and Light**

Grading Practices




[LINK](#)



All Things EQ

All Things EQ is a program that builds a positive, school-wide culture that's visible and impactful across campus. Each week, we hold "fireside chats" that connect a life skill and lifelong guideline to the week's EQ Motto.

[Parent Video](#)





All Things E.Q.

Academic & Leadership Skills

Hello Families,

Schools partner with All Things E.Q. because parents, teachers, and students all want the same thing: a healthy, happy learning environment that provides students with the academic and social skills they need to succeed.

Teachers appreciate All Things E.Q. (ATEQ) because our weekly insights improve rather than interfere with academic instruction. An independent four-year [study](#) showed, with statistical significance, that All Things E.Q. raised English Language Arts & Math scores on state assessments, increased attendance, and decreased student discipline referrals in both frequency and severity.

All Things E.Q. focuses on four quarterly themes:

1. ***Am I being kind and helpful in this moment?***
2. ***Am I using helpful self-talk?***
3. ***Am I making an honest effort?***
4. ***Am I focusing on solutions instead of problems?***

Each week, students are introduced to [the weekly motto](#), which teaches different academic and social skills needed for success in school. For example, our students will learn how to work through confusion, learn from mistakes, and work well in groups!

Parents appreciate being informed about each week's motto with our weekly parent insights, which share how to implement the weekly motto at home if they choose. As a parent of three myself, I understand wanting to be kept informed. If you wish to receive the free weekly parent insights for this school year, please email me directly at danna@allthingseq.com, and we will add you to the email list.


ATEQ earned a 95% approval rating in a parent satisfaction survey. All Things E.Q. weekly parent insights were rated with a 4.44 (Very Good to Excellent) out of 5 (Excellent) in terms of creating a positive learning community. We believe it's important to include parents, and schools perform better when parents and teachers work together rather than in isolation.

We look forward to a successful school year,

Danna Evans
All Things E.Q.

Lifelong Guidelines	Life Skill
No Put Downs- To never use words, actions and/or body language that degrade, humiliate, or dishonor others	Caring – To feel and show concern for others Cooperation – To work together toward a common goal or purpose Flexibility – To be willing to alter plans when necessary Friendship – To make and keep a friend through mutual trust and caring Patience – To wait calmly for someone or something
Personal Best- To do one’s best given the circumstances and available resources	Creativity – To generate ideas; To create something original or redesign through imaginative skill Curiosity – A desire to investigate and seek understanding of one’s world Effort – To do your best Organization – To plan, arrange, and implement in an orderly way; to keep things orderly and ready to use Perseverance – To keep at it Pride – Satisfaction from doing one’s personal best
Trustworthiness- To act in a manner that makes one worthy of trust and confidence	Common Sense – To use good judgment Integrity – To act according to a sense of what’s right and wrong Responsibility – To respond when appropriate; to be accountable for one’s actions
Truthfulness- To be honest about things and feelings with oneself and others	Courage – To act according to one’s beliefs despite fear of adverse consequences Sense of Humor – To laugh and be playful without harming others
Active Listening- To listen with the intention of understanding what the speaker intends to communicate	Initiative – To do something, of one’s own free will, because it needs to be done Problem Solving – To create solutions to difficult situations and everyday problems Resourcefulness- To respond to challenges and opportunities in innovative and creative ways

Clip Chart





DESERT SAGE CODE OF CONDUCT



Gecko Goals	Learning Areas Voice Level 0-3	Hallway & Walkway Voice Level 0-2	Playground Voice Level 5	Cafeteria Voice Level 2	Restroom Voice Level 1	Arrival & Dismissal Voice Level 2-3	Gecko Gathering Voice Level 0-3
Be Safe	<ul style="list-style-type: none"> Stay in work area Hands & feet to yourself Use materials correctly 	<ul style="list-style-type: none"> Face forward & walk on the right side Hands & feet to yourself Carry your materials with care Keep sand & rocks off walkway 	<ul style="list-style-type: none"> Use equipment correctly Hands & feet to yourself 	<ul style="list-style-type: none"> Carry tray with both hands Wash hands with soap Eat only your food Hands & feet to yourself 	<ul style="list-style-type: none"> Give others their personal space Use facilities appropriately Wash hands with soap 	<ul style="list-style-type: none"> Use crosswalks Hands & feet to yourself Be calm & orderly Walk your bike on campus 	<ul style="list-style-type: none"> Stay in assigned area Hands & feet to yourself Stay with your class/group
Be Respectful	<ul style="list-style-type: none"> Follow teacher directions Follow classroom procedures Take charge of your own learning Have pride in your work Persevere in tasks 	<ul style="list-style-type: none"> Yield to others Honor our school property Be polite & use manners Be aware of others 	<ul style="list-style-type: none"> Follow monitor directions Take turns Show compassion by including others Be polite & use manners 	<ul style="list-style-type: none"> Follow monitor directions Ask permission to leave your table Wait your turn in line Show compassion by including others Be polite & use manners 	<ul style="list-style-type: none"> Honor privacy Wait your turn 	<ul style="list-style-type: none"> Follow monitor & crossing guard directions Wait patiently for gates/doors to open Yield to others Honor our school property Be polite & use manners 	<ul style="list-style-type: none"> Follow teacher directions Celebrate appropriately Be polite & use manners Be aware of others
Be Responsible	<ul style="list-style-type: none"> Whole body listening Speak kindly to others Value other's genius Show compassion for yourself & others Be a productive group member 	<ul style="list-style-type: none"> Go directly to your destination Be a positive role model Be mindful of learning areas 	<ul style="list-style-type: none"> Line up immediately at the bell or whistle Report incidents to a monitor Learn rules & follow them Care for equipment, put it away 	<ul style="list-style-type: none"> Clean up after yourself Eat your food promptly Speak kindly to others 	<ul style="list-style-type: none"> Be timely Flush, wash, dry, goodbye Clean up after yourself 	<ul style="list-style-type: none"> Put technology away Stay on sidewalks, away from cars Go directly to your destination 	<ul style="list-style-type: none"> Whole body listening Participate when appropriate Keep backpack & other items in designated area

and You'll ALWAYS Be Ready to Learn!

Bond & Override



LINK



Gecko Gatherings



Gecko Gathering

Desert Sage's monthly community gathering where families can join teachers, staff & students as we celebrate all things happening at Desert Sage throughout the year.

8:30 a.m. - 9:00 a.m.

Desert Sage Playground Field

- Aug. 8th • Dec. 5th • April. 24th
- Sept. 12th • Jan. 16th • May 15th
- Oct. 10th • Feb. 20th
- Nov. 7th • Mar. 27th



Every Day Counts

Every Day
Counts



AT DVUSD

[LINK](#)

DE Social Media

Desert Sage Elementary



**FOLLOW US ON
SOCIAL MEDIA**



@dvusd_desertsage



/DVUSDDesertSage



@DesertSageElem



Mrs. Block's Presentation



LINK



Thanks for Coming!

The best ways to reach me:

Email: arianna.read@dvusd.org (preferred)

Class Number: 623-445-4735

Reminder of
24-hour
turnaround
time for
emails

- I will be sending weekly classroom newsletters every Monday.
- **School Website:** [Desert Sage Elementary School](#)

Any Questions?

