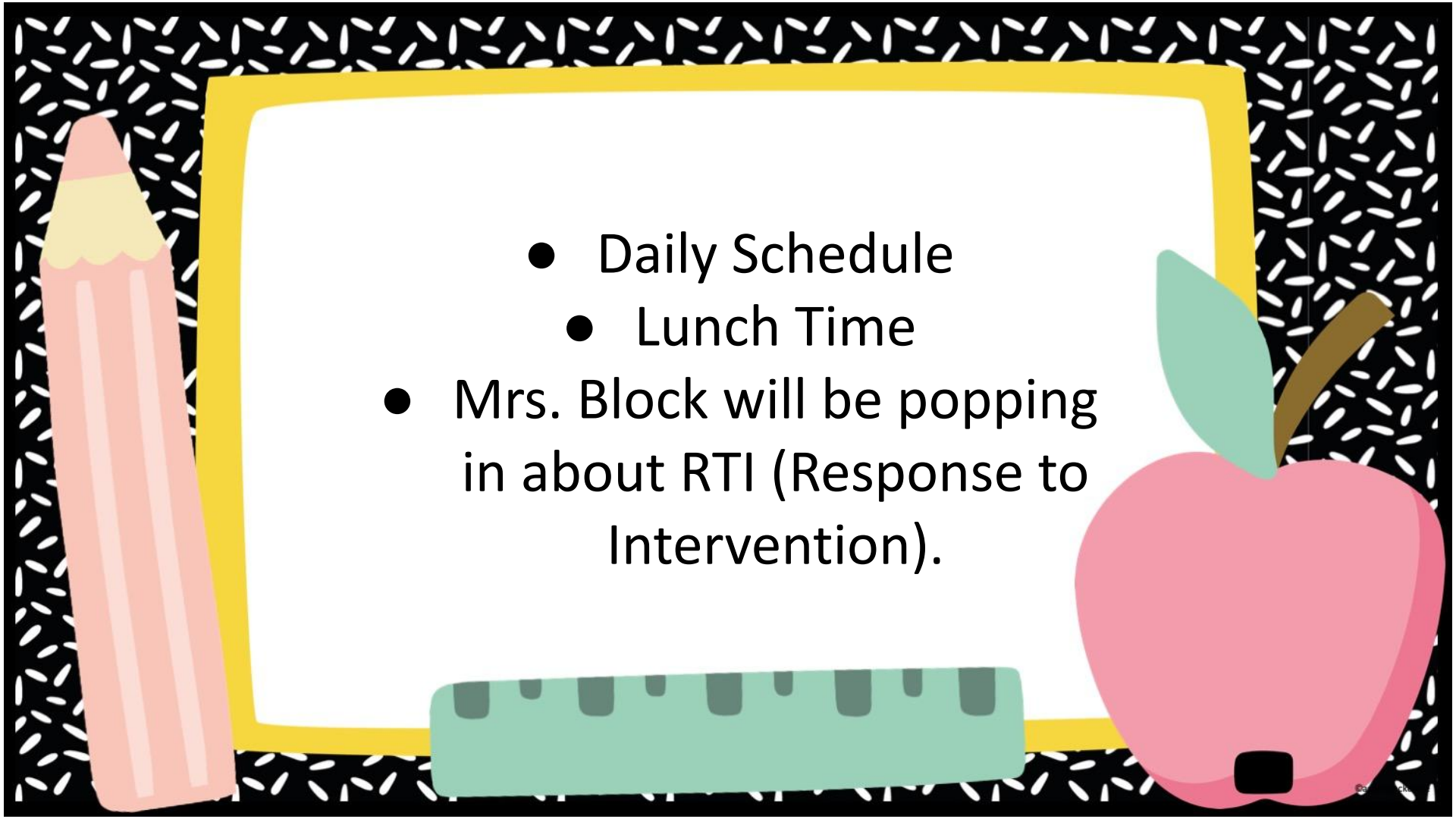


WELCOME  
to class!



- 
- Daily Schedule
    - Lunch Time
  - Mrs. Block will be popping in about RTI (Response to Intervention).

# ELA Reading and Writing

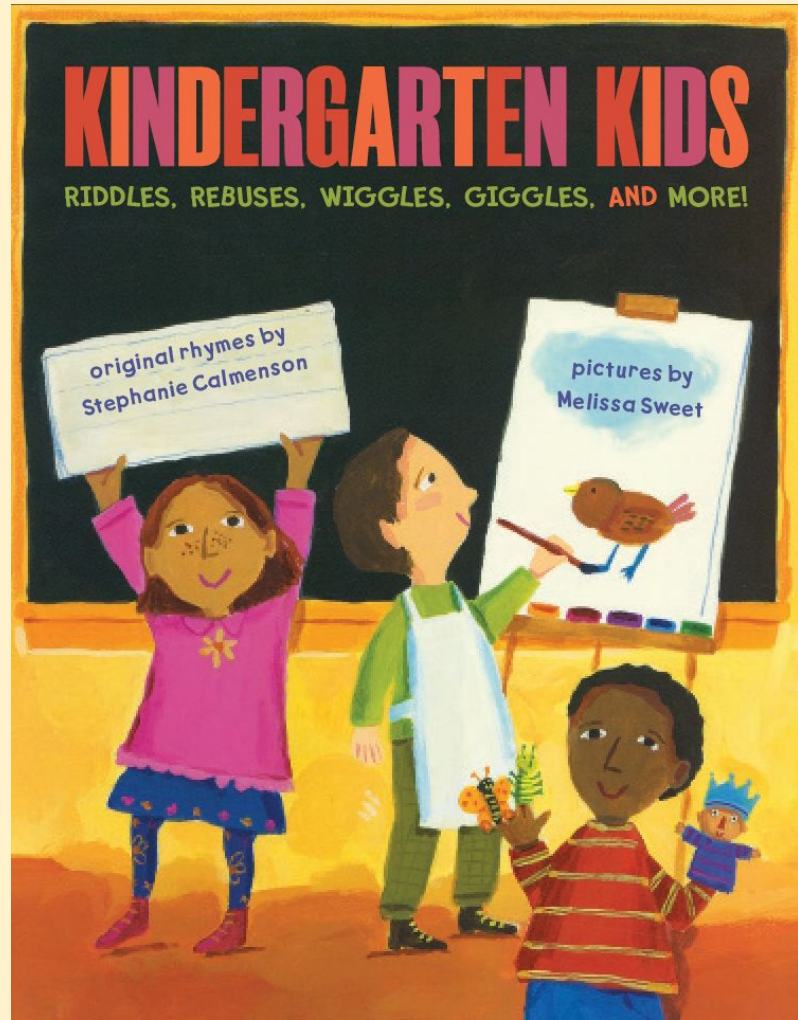
Houghton Mifflin Harcourt's Into Reading is our adopted reading and writing program. The goal of INTO READING is to provide a comprehensive set of research-based materials for teaching Kindergarten language arts so that students will get excited about Reading! There are 9 total modules.

Each week consists of 4 essential skills:

- **Build Knowledge and Language** (Communication skills, active listening, understanding word meanings and clues).
- **Foundational Skills** (Phonemic awareness, phonics, high frequency/sight words, decodable texts)
- **Reading and Vocabulary** (exposure to different genres, story elements, print concepts)
- **Writer's Workshop** (Opinion and narrative writing, grammar such as nouns, adjectives, verbs)



© Houghton Mifflin Harcourt Publishing Company. All rights reserved.



Name \_\_\_\_\_

## Read and Spell

Read and spell this word to be a better reader.

Read it.

see

Trace it.

see

Color it.

see

Write it.

see

Spell it.

s e e

Circle it.

see

see

a

a

a

the

see

see

see

a

the

see

Name \_\_\_\_\_

## Letter Qq



quilt

1. Start just below the top.  
Circle back.
2. Lift to just above the bottom.  
Slant right.

1. Start just below the middle.  
Circle back.
2. Pull down straight past the bottom and curve up short.

Trace and write the letters.

Circle your best one.



GET  
STARTED



### Read Together

Some children are playing outside.  
But it starts to rain.




### Partner Talk

How will the children stay dry?

.....

### Word to Know

see



See the



queen.

# I-Ready Math

I-Ready is the Math Curriculum that we use. There are 7 Units in Kindergarten.

- **Position, Height, Length, and Sorting**
- **Numbers to 5, Shapes, and Weight**
- **Addition, Subtraction, Within 5 and Shapes**
- **Numbers to 10 and Shapes**
- **Numbers to 100**
- **Addition and Subtraction Within 10**
- **Teen Number and Shapes**



# Describe Position

## Dear Family,

Your child is learning to describe where objects are. They will use words like **above, below, beside, in front of, behind, next to, across, around, beneath, between, down, far, inside, near, nearby, on top of, outside, over, under, and up.**



The yellow bear is in front of the green bear.

## More about the Math

Your child may already know some words for describing objects and saying where they are. In this lesson, your child will gain more experience understanding and describing where things are. They will learn to use specific language to describe where an object is and to move an object into a described position.



Put the red bear beside the blue bear.

As children build these skills throughout this lesson, they will become more confident and specific as they describe where objects are.

### i-Ready Connect

#### Multilingual Glossary

above  
across  
around  
behind  
below  
beneath  
beside  
between  
down  
far  
in front of  
inside  
near  
nearby  
next to  
on top of  
outside  
over  
under  
up



# McGraw Hill Social Studies

Units this year in Social Studies and Compelling Question:

- **Good Citizen** - How do people learn and work together?
- **Our World** - Where do we live?
- **Life Long Ago and Today** - How has our world changed?
- **Our Country** - How has our world changed?
- **All About Work** - Why do people have jobs?

A whiteboard with a pink border is the central focus. A black paperclip is attached to the top right corner. On the left side, there are three markers: a pink one, a yellow one, and a green one. On the right side, there are two more markers: a yellow one and a green one. The background is white with scattered black dots.

# Science

Total of 4 Units throughout the year:

- Weather
- Patterns in the Sky
- Living Things
- Sound and Light

# Grading Practices

[Grading Practices Slides](#)





Mrs. Block

Reading  
Presentation

# All Things EQ & Culture Camp

All Things EQ Intro Video - [EQ Video](#)

[Culture Camp Slides](#)





# All Things E.Q.

Academic & Leadership Skills

Hello Families,

Your student's school partners with All Things E.Q. because parents, teachers, and students all want the same thing: a healthy, happy learning environment that provides students with the academic and social skills they need to succeed.

Schools choose All Things E.Q. (ATEQ) because our weekly insights improve rather than interfere with academic instruction. An independent four-year [study](#) showed, with statistical significance, that All Things E.Q. raised ELA & Math scores on state assessments, increased attendance, and decreased student discipline referrals in both frequency and severity.

All Things E.Q. focuses on four quarterly themes:

1. *Am I being kind and helpful in this moment?*
2. *Am I using helpful self-talk?*
3. *Am I making an honest effort?*
4. *Am I focusing on solutions instead of problems?*

Each week, students are introduced to [the weekly motto](#), which teaches different academic and social skills needed for success in school. For example, our students will learn how to work through confusion, learn from mistakes, and work well in groups!

We also inform our parents about the week's motto and how to implement it at home if they choose. As a parent of three myself, I understand wanting to be kept informed! If you wish to receive additional parent insights for the 24-25 school year, please email me directly at [danna@allthingseq.com](mailto:danna@allthingseq.com).

ATEQ earned a 95% approval rating in a parent satisfaction survey. All Things E.Q. weekly parent insights were rated with a 4.44 (Very Good to Excellent) out of 5 (Excellent) in terms of creating a positive learning community. We believe it's important to include parents and schools perform best when parents and teachers work together rather than in isolation.

We look forward to a successful school year,

*Danna Evans*  
All Things E.Q.

# Clip Chart

Positive Behavior Strategies:

- Gecko Golds
- Bucket Fillers
- Treasure Box





# DESERT SAGE CODE OF CONDUCT



| Gecko Goals           | Learning Areas<br>Voice Level 0-3   | Hallway & Walkway<br>Voice Level 0-2   | Playground<br>Voice Level 5   | Cafeteria<br>Voice Level 2  | Restroom<br>Voice Level 1  | Arrival & Dismissal<br>Voice Level 2-3  | Gecko Gathering<br>Voice Level 0-3  |
|-----------------------|---|--|---|---|--|---|---|
| <b>Be Safe</b>        | <ul style="list-style-type: none"> <li>Stay in work area</li> <li>Hands &amp; feet to yourself</li> <li>Use materials correctly</li> </ul>  | <ul style="list-style-type: none"> <li>Face forward &amp; walk on the right side</li> <li>Hands &amp; feet to yourself</li> <li>Carry your materials with care</li> <li>Keep sand &amp; rocks off walkway</li> </ul> | <ul style="list-style-type: none"> <li>Use equipment correctly</li> <li>Hands &amp; feet to yourself</li> </ul>   | <ul style="list-style-type: none"> <li>Carry tray with both hands</li> <li>Wash hands with soap</li> <li>Eat only your food</li> <li>Hands &amp; feet to yourself</li> </ul>  | <ul style="list-style-type: none"> <li>Give others their personal space</li> <li>Use facilities appropriately</li> <li>Wash hands with soap</li> </ul> | <ul style="list-style-type: none"> <li>Use crosswalks</li> <li>Hands &amp; feet to yourself</li> <li>Be calm &amp; orderly</li> <li>Walk your bike on campus</li> </ul>   | <ul style="list-style-type: none"> <li>Stay in assigned area</li> <li>Hands &amp; feet to yourself</li> <li>Stay with your class/group</li> </ul>                             |
| <b>Be Respectful</b>  | <ul style="list-style-type: none"> <li>Follow teacher directions</li> <li>Follow classroom procedures</li> <li>Take charge of your own learning</li> <li>Have pride in your work</li> <li>Persevere in tasks</li> </ul>       | <ul style="list-style-type: none"> <li>Yield to others</li> <li>Honor our school property</li> <li>Be polite &amp; use manners</li> <li>Be aware of others</li> </ul>  | <ul style="list-style-type: none"> <li>Follow monitor directions</li> <li>Take turns</li> <li>Show compassion by including others</li> <li>Be polite &amp; use manners</li> </ul>                                   | <ul style="list-style-type: none"> <li>Follow monitor directions</li> <li>Ask permission to leave your table</li> <li>Wait your turn in line</li> <li>Show compassion by including others</li> <li>Be polite &amp; use manners</li> </ul> | <ul style="list-style-type: none"> <li>Honor privacy</li> <li>Wait your turn</li> </ul>  | <ul style="list-style-type: none"> <li>Follow monitor &amp; crossing guard directions</li> <li>Wait patiently for gates/doors to open</li> <li>Yield to others</li> <li>Honor our school property</li> <li>Be polite &amp; use manners</li> </ul> | <ul style="list-style-type: none"> <li>Follow teacher directions</li> <li>Celebrate appropriately</li> <li>Be polite &amp; use manners</li> <li>Be aware of others</li> </ul> |
| <b>Be Responsible</b> | <ul style="list-style-type: none"> <li>Whole body listening</li> <li>Speak kindly to others</li> <li>Value other's genius</li> <li>Show compassion for yourself &amp; others</li> <li>Be a productive group member</li> </ul> | <ul style="list-style-type: none"> <li>Go directly to your destination</li> <li>Be a positive role model</li> <li>Be mindful of learning areas</li> </ul>  | <ul style="list-style-type: none"> <li>Line up immediately at the bell or whistle</li> <li>Report incidents to a monitor</li> <li>Learn rules &amp; follow them</li> <li>Care for equipment, put it away</li> </ul> | <ul style="list-style-type: none"> <li>Clean up after yourself</li> <li>Eat your food promptly</li> <li>Speak kindly to others</li> </ul>   | <ul style="list-style-type: none"> <li>Be timely</li> <li>Flush, wash, dry, goodbye</li> <li>Clean up after yourself</li> </ul>                        | <ul style="list-style-type: none"> <li>Put technology away</li> <li>Stay on sidewalks, away from cars</li> <li>Go directly to your destination</li> </ul>   | <ul style="list-style-type: none"> <li>Whole body listening</li> <li>Participate when appropriate</li> <li>Keep backpack &amp; other items in designated area</li> </ul>      |

and You'll **ALWAYS** Be Ready to Learn!

**November 4th,  
2025**



**November 4th,  
2025**

[Override](#)

# Gecko Gathering



## Gecko Gathering

Desert Sage's monthly community gathering where families can join teachers, staff & students as we celebrate all things happening at Desert Sage throughout the year.

**\*8:30 a.m. – 9:00 a.m.\***

Desert Sage Playground Field

- Aug. 8th
- Dec. 5th
- April. 24th
- Sept. 12th
- Jan. 16th
- May 15th
- Oct. 10th
- Feb. 20th
- Nov. 7th
- Mar. 27th

A whiteboard with a pink border, a paperclip, and markers. The whiteboard is decorated with a pink border and a paperclip. There are also several markers (pink, yellow, green) and a paperclip on the board. The background is white with black dots.

Website:

<https://desertsage.dvusd.org/>

- Reminder 24 hour email turnaround time.

Every Day Counts!

## Follow Desert Sage on Social Media:

- **Twitter: @DesertSageElem**
- **Facebook: /DVUSDDesertSage**
- **Instagram: @dvusd\_desertsage**

The image features a central green rectangular frame on a white background with a pattern of small black 'x' marks. Inside the frame, the text "Questions?" is at the top, followed by "Thank you for joining me this evening. Have a wonderful night!". To the left of the frame is a pink pen with a black cap and a yellow and white striped container. To the right is a yellow pencil with a black eraser and a pink paperclip on a pink polka-dot base.

Questions?

Thank you for joining  
me this evening. Have a  
wonderful night!