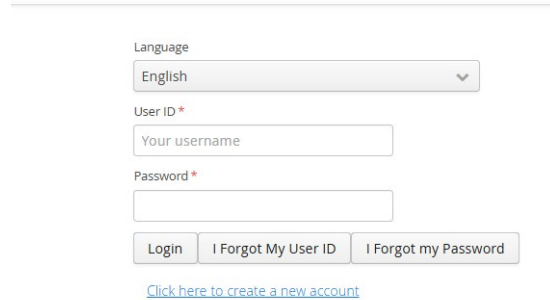


The **SB 12 Routine School-Based Health-Related Services Consent** indicators, **Club Participation** and **Parent/Guardian Acknowledgement of Senate Bill 12 (SB 12) Information** on requirements is available in Online Registration. PLEASE COMPLETE ALL STEPS BELOW.

Go to <https://sherman.teams.hosting/registration/#!login>. Use your existing Parent Self-Serve (PSS) User ID and Password to get started.




The screenshot shows a login form with the following elements:

- A "Language" dropdown menu set to "English".
- A "User ID *" field with the placeholder text "Your username".
- A "Password *" field.
- Three buttons: "Login", "I Forgot My User ID", and "I Forgot my Password".
- A link below the buttons: "[Click here to create a new account](#)".

If you have forgotten your PSS User ID or Password, click the button and a hint will show. If the hint is not enough to remind you, contact the campus or call 903-891-6402.

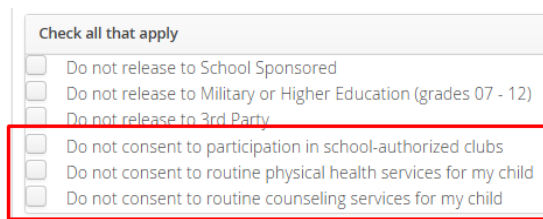
Across the top of the Student Online Registration application, you will see the 11 steps needed to complete the registration for each student. Information you entered previously will be auto-populated for you to review and update as needed. You can track your progress in the process; you must click "Next" on each section to advance.



The screenshot shows a progress bar with 11 steps:

1. My Students
2. Student Information
3. Parent/Guardian Contacts
4. Emergency Contacts
5. Medical History
6. Verify Campus
7. Restrictions
8. Student Forms
9. Documents
10. Attachments
11. Confirm Enrollment

Step 1, "My Students", is highlighted with a blue bar.



The screenshot shows a "Check all that apply" section with the following options:

- Do not release to School Sponsored
- Do not release to Military or Higher Education (grades 07 - 12)
- Do not release to 3rd Party
- Do not consent to participation in school-authorized clubs
- Do not consent to routine physical health services for my child
- Do not consent to routine counseling services for my child

The last three options are highlighted with a red box.

Select your first student in **Section 1 - My Students**. Then click "Next" through the sections until you reach **Section 8 - Restrictions**. In this section you will be able to update your desired consent related to SB 12 health related services the school may provide to your student and clubs your students may have the opportunity to participate in.

Once saved, click "Next" to progress through the remaining tabs and Click "Submit".

After submitting your first student, you will be able to select your next student from the list and follow these same instructions for each student in your family.