




EDUCATION SERVICE CENTER

REGI  N11

EXECUTIVE SUMMARY

October 2025



Who We Are

Our Vision

To be an innovative community that builds trust, provides quality service, and collaborates with partners to support learning and growth.

Our Mission

ESC Region 11 supports stakeholders in preparing all learners for tomorrow's opportunities.

Our Purpose

To lead and to serve.

Who Do We Serve?

Counties: 10

Public School Districts: 76

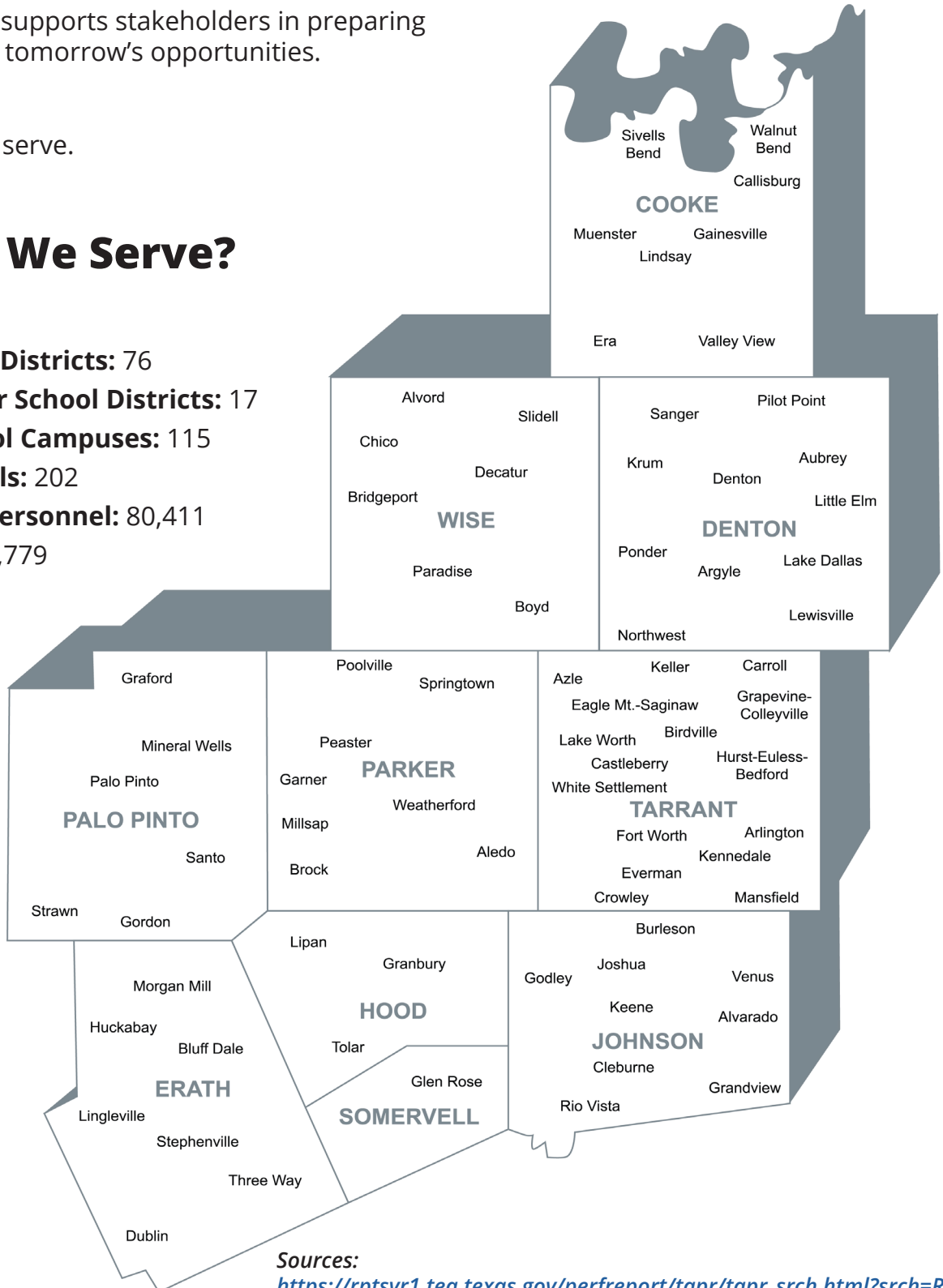
Public Charter School Districts: 17

Charter School Campuses: 115

Private Schools: 202

Educational Personnel: 80,411

Students: 595,779



Sources:

https://rptsvr1.tea.texas.gov/perfreport/tapr/tapr_srch.html?srch=R
and ESC Region 11 Charter Field Agents

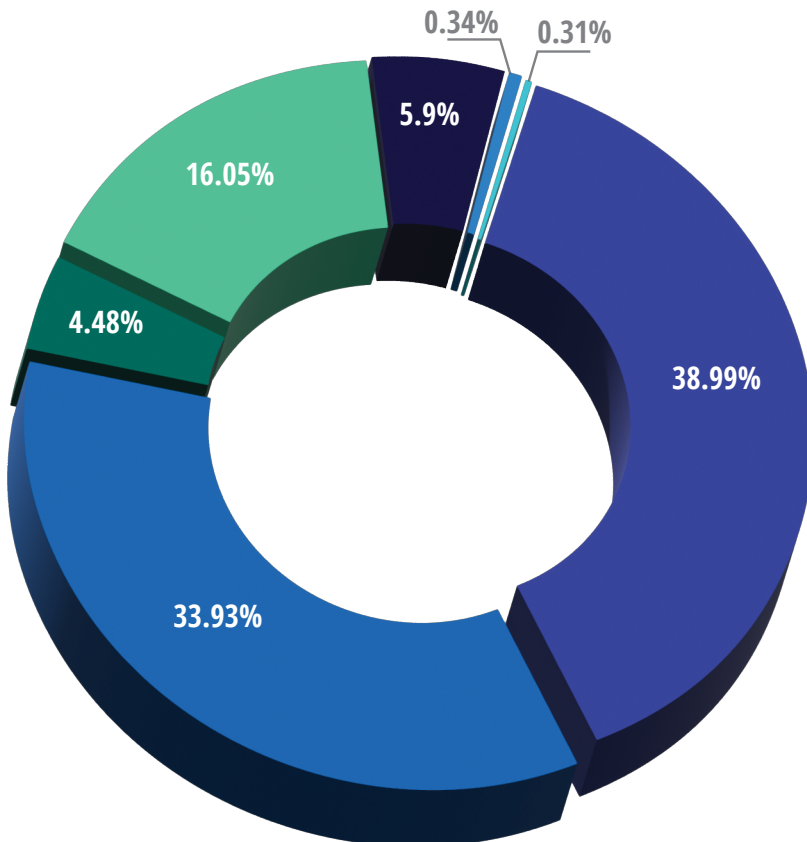
District and Charter Enrollment and Staff 2024-25

Students by Grade	Enrollment	Percent	Size by Enrollment		Staff Demographics	
Early Education	3,120	0.52	50,000+	2	<i>Teachers by Ethnicity</i>	
Prekindergarten	24,023	4.03	25,000-49,999	5	African American 4,426	
Kindergarten	38,327	6.43	10,000-24,999	6	Hispanic 6,454	
Grade 1	40,155	6.74	5,000-9,999	11	White 29,251	
Grade 2	40,914	6.87	3,000-4,999	11	American Indian 192	
Grade 3	42,972	7.21	1,600-2,999	10	Asian 676	
Grade 4	42,356	7.11	1,000-1,599	8	Pacific Islander 36	
Grade 5	43,237	7.26	500-999	8	Two or More Races 578	
Grade 6	42,777	7.18	Under 500	15	<i>Teachers by Gender</i>	
Grade 7	42,775	7.18			Female 31,966	
Grade 8	43,406	7.29			Male 9,648	
Grade 9	50,945	8.55			<i>Teachers by Highest Degree</i>	
Grade 10	49,347	8.28			No Degree 509	
Grade 11	46,670	7.83			Bachelor's 29,434	
Grade 12	44,755	7.51			Master's 11,286	
					Doctorate 384	
Total Region 11 Enrollment	595,779		Staff Profile 2024-2025			
			Teachers	41,613		
			Support Staff	9,284		
			Administrators	3,685		
			Professional Staff	54,583		
			Paraprofessional Staff	8,309		
			Auxiliary Staff	17,519		
			Total Staff	80,411		

Sources: 2023-24 Texas Education Agency PEIMS data
2022-23 Texas Education Agency TAPR

Our Student Population

- 595,779
- **Economically Disadvantaged:** 323,075 / 54.23%
- **English Language Learners:** 123,537 / 20.74%



Students by Ethnicity

- Black or African American - 16.05%
- Asian - 5.9%
- American Indian or Alaska Native - 0.34%
- Native Hawaiian or Other Pacific - 0.31%
- Hispanic/Latino - 38.99%
- White - 33.93%
- Two or More Races - 4.48%

Based on the 2024-25 PEIMS Standard Reports

Source: https://rptsvr1.tea.texas.gov/perfreport/tapr/tapr_srch.html?srch=R

ESC Region 11 Charter Schools Served

Arlington Classics Academy – Arkansas Campus
Arlington Classics Academy – Intermediate
Arlington Classics Academy – Middle
Basepoint Academy - Arlington (RTC)
Basis Benbrook / Primary
Brazos River Charter School
Coastal Horizons Academy (Shoreline)
Crosstimbers Academy
Denton Classical Academy
East Fort Worth Montessori Academy
Fort Worth Academy of Fine Arts
Fort Worth Academy of Fine Arts Elementary
Founders Classical Academy Corinth (K-5)
Founders Classical Academy Corinth (6-12)
Founders Classical Academy Lewisville
Founders Classical Academy of Flower Mound
Founders Classical Academy of Fort Worth
Founders Classical Academy – Online
Great Hearts Arlington
Great Hearts Lakeside
Great Hearts Prairie View
Harmony School of Innovation – Euless
Harmony School of Innovation – Fort Worth
Harmony Science Academy – Euless
Harmony Science Academy – Fort Worth
Huston Academy
IDEA Achieve Academy - Haltom City
IDEA Achieve College Preparatory - Haltom City
IDEA Edgecliff Academy - Fort Worth
IDEA Edgecliff College Preparatory - Fort Worth
IDEA Rise Academy - Fort Worth
IDEA Rise College Preparatory - Fort Worth
IDEA Southeast Academy - Fort Worth
IDEA Southeast College Preparatory - Fort Worth
Infinite Minds School (Opening 2026-27)
Ignite Community School – Fort Worth
ILTexas Arlington Elementary
ILTexas Arlington Middle
ILTexas Arlington Grand Prairie High
ILTexas Keller Elementary
ILTexas Keller Middle
ILTexas Keller Saginaw High
IL Texas Mansfield Heritage Elementary
IL Texas Mansfield Heritage Middle
ILTexas North Richland Hills Elementary
ILTexas North Richland Hills Middle
ILTexas Saginaw Elementary
ILTexas Saginaw Middle
ILTexas Woodhaven Elementary
ILTexas Woodhaven Middle
iSchool Virtual Academy of Texas
iSchool High of Lewisville 6-12
Jean Massieu Academy
Ki Charter - Denton (RTC)
Ki Charter - Fort Worth (RTC)
Lake Granbury Academy (RTC)
Lewisville School of Science and Technology (Upper)

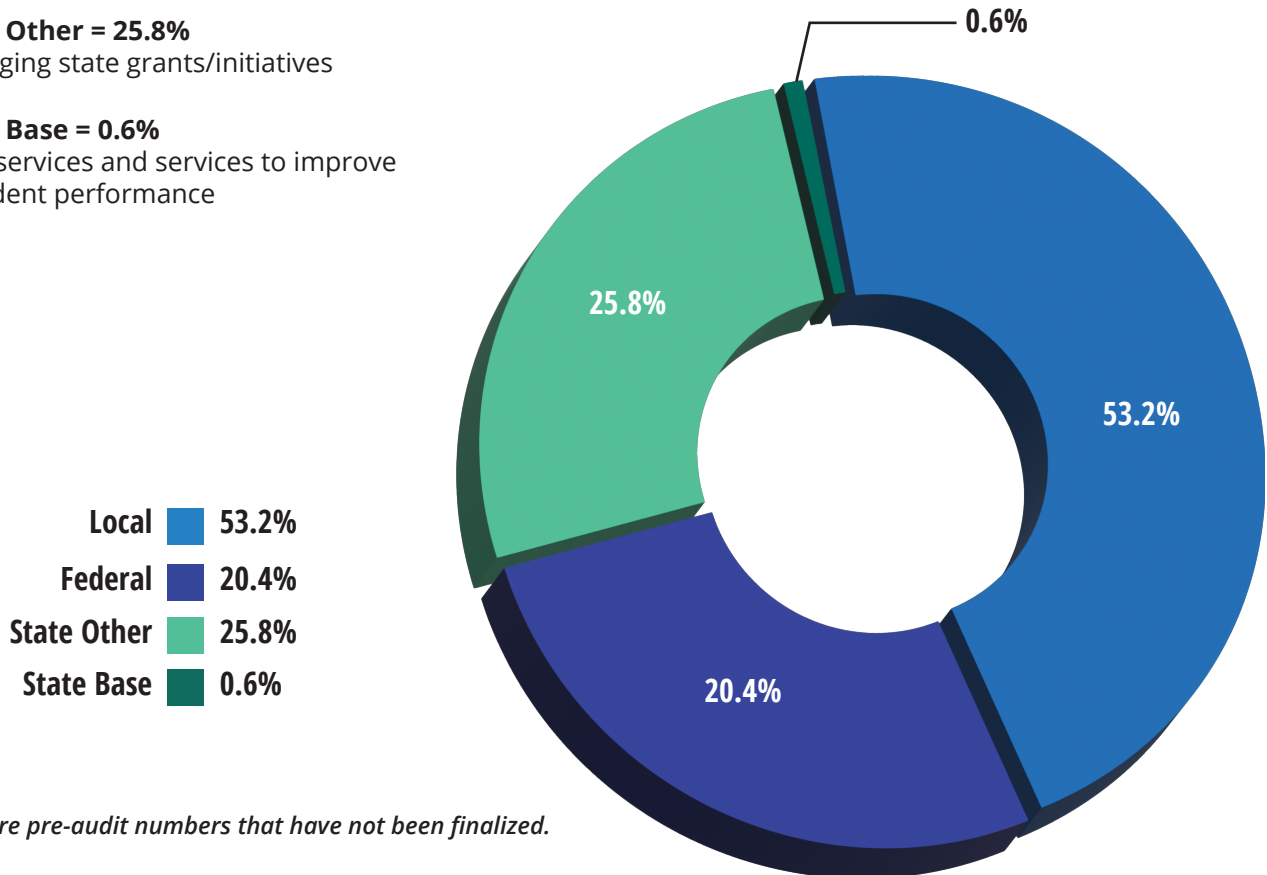
Manara STEM Academy – Arlington
New Heights
Newman International Academy Arlington
Newman International Academy Arlington Gibbins
Newman International Academy Bethlehem
Newman International Academy Cedar Hill
Newman International Academy Fort Worth
Newman International Academy Mansfield
Newman International Academy Watauga
North Texas Collegiate Academy – East Campus
North Texas Collegiate Academy – North Campus
North Texas Collegiate Academy – South Campus
Premier High School of Arlington
Premier High School of Comanche/Early
Premier High School of Fort Worth
Premier High School of Fort Worth (Jacksboro)
Premier High School of Fort Worth (Southside)
Premier High School of Granbury
Richard Milburn Academy Fort Worth
Texans Can Academy – Fort Worth Lancaster Avenue
Texans Can Academy – Fort Worth Westcreek
Texas Leadership of Arlington
Texas Leadership of Cedar Hill
Texas School of the Arts
Texasworks - Fort Worth (Camp Bowie)
Texasworks - Fort Worth (Jacksboro)
Texasworks - Granbury
Texasworks - Fort Worth-Southside
Treetops School International
Trinity Basin Preparatory
Trinity Basin Preparatory – Bolt (Fort Worth)
Trinity Basin Preparatory – Fort Worth (Pafford)
Trinity Basin Preparatory – Fort Worth (Panola)
Trinity Basin Preparatory – South
Trinity Basin Preparatory – Titan
Trinity Basin Preparatory – West
Trinity Charter Schools – Fort Worth (AH Campus)
Trinity Charter Schools – Tyler
Trivium Academy
University of Texas - Clearfork Academy (RTC)
Uplift Ascend
Uplift Ascend Middle
Uplift Ascend Preparatory High School
Uplift Crescendo Preparatory
Uplift Elevate Preparatory Middle
Uplift Elevate Preparatory School
Uplift Elevate Prep High School
Uplift Meridian School
Uplift Mighty High School
Uplift Mighty Middle
Uplift Mighty School
Uplift Summit International High School
Uplift Summit International Middle
Uplift Summit International Primary
Westlake Academy
Winfree Academy Charter School (Lewisville)
Winfree Academy North Richland Hills

ESC Funding

ESCs receive funding from three sources: the federal government, the state government, and through local funds. With these funds, we are able to hire and maintain quality staff, operate a comfortable training facility that can accommodate the needs of district personnel throughout the region, and provide state-of-the-art training equipment and technology. In addition, we work hard to utilize every dollar of funding in order to provide the best programs and services either free of charge or at reduced fees. We form cooperatives that allow for bulk purchasing of items or services and develop specialized services at reduced fees in order to meet the needs of our school districts.

2024-25 Budgeted Revenues (\$59.3 million)

- **Local = 53.2%**
Generated through sales of services
- **Federal = 20.4%**
Managed by the ESC as flow-through funds to schools for legally designated purposes
- **State Other = 25.8%**
Managing state grants/initiatives
- **State Base = 0.6%**
Core services and services to improve 1 student performance



**These are pre-audit numbers that have not been finalized.*

Source: ESC Region 11 Business and Operations Department

Superintendent Feedback



Source: ESC Region 11 Client Satisfaction Survey

Programs and Services

ESC Region 11 offers programs and services to school districts and charter schools in the region. In addition, customized services are available based on the individual needs of districts or campuses.

Programs and services include:

- Administrators and Leadership
- Alternative Certification and Training
- Business & Financial Services
- Curriculum, Instruction and Assessment
- Federal Programs Support
- School Support Services
- Special Education
- Technology

Training at a Glance • 2024-2025

- Individuals Trained
329,947
- Technical Assistance Hours
125,346
- Participant Credit Hours
532,734
- Number of Sessions Offered
2,276

Source: ESC Region 11 OnTrac/Technology Services Division

140+
total number of programs and services

\$41,444,071
total district cost savings

98.92%
positive approval rating
on workshop evaluations

Source: ESC Region 11 Finances and OnTrac/Technology Services Division

2024-2025

at a Glance


125,346



Technical assistance hours provided


329,947

Individuals trained during 2024-25 school year



526

distance learning sessions provided



303,687

participants trained via distance learning

\$41,444,071
Total District Cost Savings

234
SCHOOL BOARD MEMBERS TRAINED

532,734

participant credit hours awarded



98


Teachers honored at the 2025 Teacher of the Year Awards Banquet

2024-2025

at a Glance

55,619

individual contacts made
for technical support



98.92%

Positive Approval Rating
on Workshop Evaluations



512,000+

Students Served



931

Safety Audits
conducted in
Region 11 districts

Number of
Sessions Offered

2,276



140+

Total
Number
of Programs
and Services

